


STATE OF WISCONSIN

SENATE CHAIR
Alberta Darling

317 East, State Capitol
P.O. Box 7882
Madison, WI 53707-7882
Phone: (608) 266-5830



ASSEMBLY CHAIR
John Nygren

309 East, State Capitol
P.O. Box 8953
Madison, WI 53708-8953
Phone: (608) 266-2343

JOINT COMMITTEE ON FINANCE

MEMORANDUM

To: Members
Joint Committee on Finance

From: Senator Alberta Darling
Representative John Nygren

Date: May 12, 2017

Re: DHS Report to JFC

Attached is a report on the Opioid Treatment Programs Progress Report from the Department of Health Services, pursuant to s. 51.422(3), Stats.

This report is being provided for your information only. No action by the Committee is required. Please feel free to contact us if you have any questions.

Attachments

AD:JN;jm



State of Wisconsin
Department of Health Services

Scott Walker, Governor
Linda Seemeyer, Secretary

May 9, 2017

MAY 12 2017

ST. FINANCE

The Honorable Alberta Darling
Joint Committee on Finance, Senate Co-Chair
317 East State Capitol
Madison, WI 53707

The Honorable John Nygren
Joint Committee on Finance, Assembly Co-Chair
309 East State Capitol
Madison, WI 53708

Dear Senator Darling and Representative Nygren:

The Department of Health Services is pleased to submit the Opioid Treatment Programs Progress Report to the Legislature pursuant to 2013 Wisconsin Act 195, Wis. Stat. § 51.422 (3). This report highlights opioid programs administered by the Department's Division of Care and Treatment Services and can also be found on our website at <https://www.dhs.wisconsin.gov/publications/p01240-2017.pdf>.

Sincerely,


A handwritten signature in cursive script that reads "Linda Seemeyer".

Linda Seemeyer
Secretary

Enclosure

Opioid Treatment Programs

2017 Report to the Legislature



Wisconsin
Department of Health Services

Division of Care and Treatment Services
P-01240 (04/2017)

Opioid Treatment Programs: 2017 Report to the Legislature

Background	3
Authorizing Statute	3
Contracts and Funding	3
Status Report	4
Program Goals.....	4
Program Service Area Map	4
Profile of Participants.....	5
Northeast Wisconsin Opioid Treatment Services	6
HOPE Consortium.....	7
NorthLakes Community Clinic.....	8

This report is a publication of the Wisconsin Department of Health Services, Division of Care and Treatment Services, Bureau of Prevention Treatment and Recovery. It is published annually in accordance with Wis. Stat. § 51.422 (3). For more information on opioid treatment services in Wisconsin, visit dhs.wisconsin.gov/opioids.

Background

This report covers the calendar year 2016 activities of the three opioid treatment programs created and funded under Wis. Stat. § 51.422.

Authorizing Statute

Enacted in 2014 as 2013 Wisconsin Act 195, Wis. Stat. § 51.422 called for the creation of two or three new regional comprehensive opioid treatment programs in rural and underserved, high-need areas of the state. It directed the Department of Health Services to request proposals for programs offering the following services:

- Assessment to determine what type of treatment is needed
- Medication-assisted treatment (MAT), including medications that have been approved by the Food and Drug Administration
 - Buprenorphine (Subutex[®], Suboxone[®]): Prevents opioid withdrawal symptoms
 - Naltrexone (Depade[®], ReVia[®], Vivitrol[®]): Blocks opioids from acting on the brain
- Abstinence-based treatment
- Licensed, 24-hour residential services
- Outpatient counseling
- Handoffs to county-authorized or private continuing care for individuals who have completed treatment under the program

These programs may not offer MAT using methadone.

Contracts and Funding

The three opioid treatment programs awarded contracts in 2015 sufficiently met the contract performance objectives. They were asked to reapply for 2016, the second year of funding for this program.

- **Northeastern Region:** HSHS St. Vincent's Hospital Libertas of Marinette (d.b.a. Northeast Wisconsin Opioid Treatment Services)
- **North Central Region:** Family Health Center of Marshfield Clinic (d.b.a. HOPE Consortium)
- **Northwestern Region:** NorthLakes Community Clinic

Annual contracts were executed with these organizations with a start date of January 1, 2016.

In 2016, total grant funding in the amount of \$2,016,000 was available for the period January 1 through December 31, 2016. Each organization received \$672,000.

Three more annual calendar year renewals are available upon satisfactory performance and contract compliance.

Status Report

A total of 277 individuals were served by these programs in 2016.

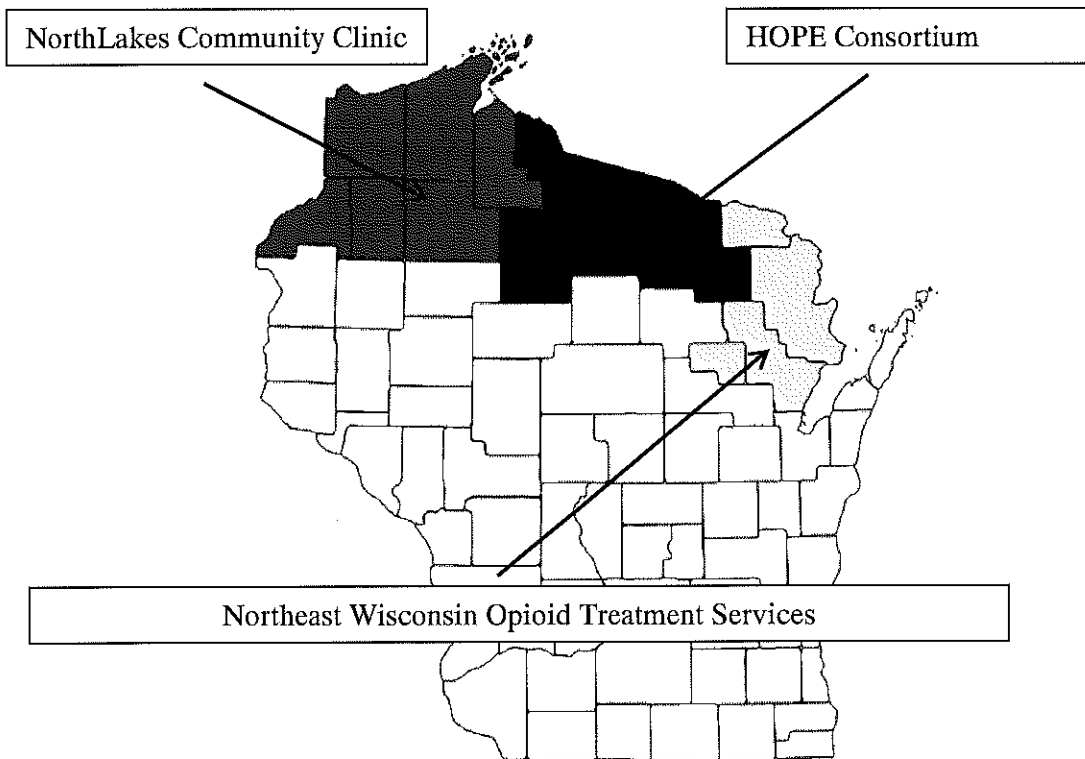
Program Goals

The opioid treatment programs funded under Wis. Stat. § 51.422 have four goals.

- **Goal 1:** To provide regional approved and effective stabilization and residential detoxification services and treatment, and support services for individuals addicted to opioids (heroin or other opioid substances) in rural, underserved, and high-need areas of Wisconsin.
- **Goal 2:** To increase retention in opioid treatment services, improve quality of life, and reduce relapse or return to using illicit opioids.
- **Goal 3:** To reduce the number of deaths associated with opioid use in the areas served by the program.
- **Goal 4:** To reach out to untreated, opioid-addicted women of childbearing age, offer priority admission to services for pregnant women, and reduce the number of infants who are affected by opioids.

Program outcome measures and procedures for collecting the data have been established. Selected outcome data is included in this report.

Program Service Area Map



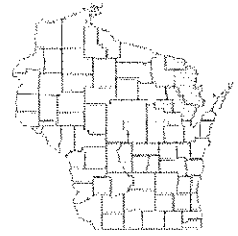
Profile of Participants

The table below presents a snapshot of the individuals who received services in 2016.

Table 1: Profile of Participants, 2016

	Northeast Wisconsin Opioid Treatment Services	HOPE Consortium	NorthLakes Community Clinic
Number of Persons Served in 2016	99	131	47
Referral Source:			
Self; Family; Friend	42%	32%	44%
AODA Agency	10%	18%	20%
Mental Health Agency	1%	0%	0%
Corrections	25%	2%	2%
Other Criminal Justice	11%	0%	6%
Employer	1%	0%	0%
County Agency	1%	2%	2%
Health Care Agency	5%	44%	22%
Other	4%	2%	4%
Female			
	47%	59%	55%
Male			
	53%	41%	45%
Pregnant (% Females)			
	7%	26%	7%
Age Under 18			
	0%	0%	0%
18 – 29	39%	37%	49%
30 – 45	56%	54%	45%
46 – 59	4%	7%	6%
60 and Over	1%	2%	0%
Caucasian			
	96%	57%	33%
African American			
	1%	2%	2%
American Indian			
	2%	39%	63%
Asian			
	0%	0%	0%
Hispanic			
	1%	2%	2%
Heroin			
	40%	13%	10%
Other Opioids			
	60%	87%	90%
Less Than High School			
	2%	10%	18%
High School			
	84%	76%	41%
Beyond High School			
	14%	14%	41%
Employed			
	68%	50%	26%

Northeast Wisconsin Opioid Treatment Services



Region: Northeastern

Counties: Florence, Marinette, Menominee, Oconto

Tribes: Menominee

Persons Served in 2016: 99

To learn more about services in this region, call 715-735-0095 or visit <https://www.stvincenthospital.org/libertas>

2016 Year in Review

- Moved all services to one location in Marinette.
- Obtained state certification to provide outpatient counseling.
- Recruited two medication prescribers.
- Hired a new project coordinator and case manager.
- Provided services to seven pregnant women.
- Established an anti-diversion protocol that includes counting of participant medications.
- Developed an outreach program to build relationships with county agencies in the region.
- Implemented a new electronic health record system.
- Began reporting participant-level data into the state's Program Participation System database.

Outcomes

This project uses the Alcohol Smoking and Substance Involvement Screening Test (ASSIST) and the Verona Service Satisfaction Scale (VSSS) tools to track outcomes. In 2016, 71 percent of participants achieved lower scores on the ASSIST measure and 89 percent of participants reported high satisfaction with services.

HOPE Consortium

Region: North Central

Counties: Forest, Iron, Oneida, Price, Vilas

Tribes: Forest County Potawatomi, Lac du Flambeau Chippewa, Sokaogon Chippewa

Persons Served in 2016: 131



To learn more about services in this region, call 844-288-8324 or visit <http://hopeconsortium.org/>

2016 Year in Review

- Entered into formal agreements with partner agencies.
- Recruited three medication prescribers.
- Established a 24-hour help line.
- Implemented outreach and care coordination services.
- Built relationships with area hospitals and providers of obstetrics and gynecology services.
- Provided services to 34 pregnant women.
- Developed an anti-diversion plan.
- Obtained evidence-based practices training.
- Deployed participant-level database.
- Created website.

Outcomes

This project uses the World Health Organization Quality of Life Brief (WHOQOL-BREF) and three service satisfaction questionnaire tools to track outcomes. In 2016, the WHOQOL-BREF was administered at intake and six months post-intake to monitor improved quality of life among participants. Seventy-five percent of participants rated themselves as much better since they became involved in services. Care coordination service satisfaction was 100 percent among participants completing satisfaction questionnaires. Telehealth services were rated 4.5 on a scale from 1 to 5 where 5 is strong satisfaction. One prescriber uses the Press Ganey medical practice patient satisfaction survey and received scores in the 90s on overall satisfaction based on a scale from 0 (worst) to 100 (best).

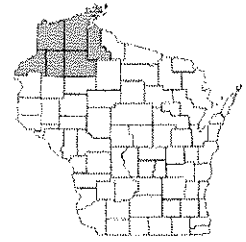
NorthLakes Community Clinic

Region: Northeastern

Counties: Ashland, Bayfield, Burnett, Douglas, Sawyer, Washburn

Tribes: Bad River, Lac Courte Oreilles, Red Cliff

Persons Served in 2016: 47



To learn more about the services in this region, call 888-834-4551 or visit <http://northlakesclinic.org/behavioral-health/>

2016 Year in Review

- Added locations in Hayward and Washburn and moved Ashland to a newly renovated site.
- Obtained state certification for services.
- Recruited three medication prescribers.
- Identified location for ambulatory detox (opioid withdrawal management).
- Obtained laboratory services for drug testing and communicable disease screening.
- Completed an assessment of service needs in the region.
- Deployed an enhanced electronic health record system.
- Obtained training in recovery-oriented systems of care and the Matrix Model.
- Worked to improve relationships with Bad River, Lac Court Oreilles, and Red Cliff tribes.
- Provided services to three pregnant women.

Outcomes

This project uses the Treatment Effectiveness Assessment (TEA) tool to track outcomes. In 2016, 86 percent of participants who completed the TEA during involvement in services reported being “better” or “much better” in the areas of substance use, health, lifestyle, and community. Ninety-six percent of participants completing the participant satisfaction questionnaire reported that services provided were helpful or very helpful.