



HEALTH QUARTERLY STATEMENT

AS OF SEPTEMBER 30, 2019
OF THE CONDITION AND AFFAIRS OF THE
UnitedHealthcare of Wisconsin, Inc.

NAIC Group Code 0707 0707 NAIC Company Code 95710 Employer's ID Number 39-1555888
(Current) (Prior)

Organized under the Laws of Wisconsin, State of Domicile or Port of Entry WI

Country of Domicile United States of America

Licensed as business type: Health Maintenance Organization

Is HMO Federally Qualified? Yes [ ] No [ X ]

Incorporated/Organized 05/08/1986 Commenced Business 06/06/1986

Statutory Home Office WI030-1000, 10701 West Research Drive PO BOX 26649, Wauwatosa, WI, US 532260649
(Street and Number) (City or Town, State, Country and Zip Code)

Main Administrative Office WI030-1000, 10701 West Research Drive PO BOX 26649
(Street and Number)
Wauwatosa, WI, US 532260649 414-443-4000
(City or Town, State, Country and Zip Code) (Area Code) (Telephone Number)

Mail Address WI030-1000, 10701 West Research Drive PO BOX 26649, Wauwatosa, WI, US 532260649
(Street and Number or P.O. Box) (City or Town, State, Country and Zip Code)

Primary Location of Books and Records 9800 Health Care Lane MN006-W500
(Street and Number)
Minnetonka, MN, US 55343 952-979-6149
(City or Town, State, Country and Zip Code) (Area Code) (Telephone Number)

Internet Website Address www.uhc.com

Statutory Statement Contact Mike E. Koepke, +1(952) 979-6149
(Name) (Area Code) (Telephone Number)
michael\_e\_koepke@uhc.com, 952-931-4651
(E-mail Address) (FAX Number)

OFFICERS

President, Chief Executive Officer Ellen Rae Sexton Chief Financial Officer Elizabeth Anne Sween
Secretary Christina Regina Palme-Krizak Treasurer Peter Marshall Gill

OTHER

Nyle Brent Cottingham, Vice President James Mark Gabriel #, Vice President Dustin Larry Hinton, President, Commercial
Heather Anastasia Lang, Assistant Secretary Daniel Brian Ross M.D. #, Senior Medical Director Jessica Leigh Zuba, Assistant Secretary

DIRECTORS OR TRUSTEES

Catherine Suzanne Harvey Dustin Larry Hinton Dennis James Mouras
Daniel Brian Ross M.D. # Susan Draney Schick # Ellen Rae Sexton

State of County of State of County of State of County of

The officers of this reporting entity being duly sworn, each depose and say that they are the described officers of said reporting entity, and that on the reporting period stated above, all of the herein described assets were the absolute property of the said reporting entity, free and clear from any liens or claims thereon, except as herein stated, and that this statement, together with related exhibits, schedules and explanations therein contained, annexed or referred to, is a full and true statement of all the assets and liabilities and of the condition and affairs of the said reporting entity as of the reporting period stated above, and of its income and deductions therefrom for the period ended, and have been completed in accordance with the NAIC Annual Statement Instructions and Accounting Practices and Procedures manual except to the extent that: (1) state law may differ; or, (2) that state rules or regulations require differences in reporting not related to accounting practices and procedures, according to the best of their information, knowledge and belief, respectively. Furthermore, the scope of this attestation by the described officers also includes the related corresponding electronic filing with the NAIC, when required, that is an exact copy (except for formatting differences due to electronic filing) of the enclosed statement. The electronic filing may be requested by various regulators in lieu of or in addition to the enclosed statement.

Ellen Rae Sexton Christina Regina Palme-Krizak Peter Marshall Gill
President, Chief Executive Officer Secretary Treasurer

Subscribed and sworn to before me this day of Subscribed and sworn to before me this day of Subscribed and sworn to before me this day of

- a. Is this an original filing?..... Yes [ X ] No [ ]
b. If no,
1. State the amendment number.....
2. Date filed.....
3. Number of pages attached.....

**ASSETS**

	Current Statement Date			4 December 31 Prior Year Net Admitted Assets
	1 Assets	2 Nonadmitted Assets	3 Net Admitted Assets (Cols. 1 - 2)	
1. Bonds .....	1,388,714,034	0	1,388,714,034	1,198,234,207
2. Stocks:				
2.1 Preferred stocks .....	0	0	0	0
2.2 Common stocks .....	0	0	0	0
3. Mortgage loans on real estate:				
3.1 First liens .....	0	0	0	0
3.2 Other than first liens .....	0	0	0	0
4. Real estate:				
4.1 Properties occupied by the company (less \$ .....0 encumbrances) .....	0	0	0	0
4.2 Properties held for the production of income (less \$ .....0 encumbrances) .....	0	0	0	0
4.3 Properties held for sale (less \$ .....0 encumbrances) .....	0	0	0	0
5. Cash (\$ .....1,961,652 ), cash equivalents (\$ .....256,104,539 ) and short-term investments (\$ .....89,403,065 ) .....	347,469,256	0	347,469,256	108,871,650
6. Contract loans (including \$ .....0 premium notes) .....	0	0	0	0
7. Derivatives .....	0	0	0	0
8. Other invested assets .....	0	0	0	0
9. Receivables for securities .....	0	0	0	0
10. Securities lending reinvested collateral assets .....	0	0	0	0
11. Aggregate write-ins for invested assets .....	0	0	0	0
12. Subtotals, cash and invested assets (Lines 1 to 11) .....	1,736,183,290	0	1,736,183,290	1,307,105,857
13. Title plants less \$ .....0 charged off (for Title insurers only) .....	0	0	0	0
14. Investment income due and accrued .....	9,970,123	0	9,970,123	8,217,165
15. Premiums and considerations:				
15.1 Uncollected premiums and agents' balances in the course of collection .....	12,442,965	2,249,482	10,193,483	9,762,664
15.2 Deferred premiums, agents' balances and installments booked but deferred and not yet due (including \$ .....0 earned but unbilled premiums) .....	0	0	0	0
15.3 Accrued retrospective premiums (\$ .....5,116,422 ) and contracts subject to redetermination (\$ .....221,036,970 ) .....	223,985,018	0	223,985,018	320,932,628
16. Reinsurance:				
16.1 Amounts recoverable from reinsurers .....	0	0	0	0
16.2 Funds held by or deposited with reinsured companies .....	0	0	0	0
16.3 Other amounts receivable under reinsurance contracts .....	0	0	0	0
17. Amounts receivable relating to uninsured plans .....	43,755,620	133,330	43,622,290	18,044,831
18.1 Current federal and foreign income tax recoverable and interest thereon .....	0	0	0	0
18.2 Net deferred tax asset .....	15,904,359	0	15,904,359	14,947,500
19. Guaranty funds receivable or on deposit .....	0	0	0	0
20. Electronic data processing equipment and software .....	0	0	0	0
21. Furniture and equipment, including health care delivery assets (\$ .....0 ) .....	0	0	0	0
22. Net adjustment in assets and liabilities due to foreign exchange rates .....	0	0	0	0
23. Receivables from parent, subsidiaries and affiliates .....	35,364,384	35,364,384	0	0
24. Health care (\$ .....24,813,298 ) and other amounts receivable .....	53,521,417	28,708,119	24,813,298	23,867,417
25. Aggregate write-ins for other than invested assets .....	20,639	10,639	10,000	2,636,379
26. Total assets excluding Separate Accounts, Segregated Accounts and Protected Cell Accounts (Lines 12 to 25) .....	2,131,147,815	66,465,954	2,064,681,861	1,705,514,441
27. From Separate Accounts, Segregated Accounts and Protected Cell Accounts .....	0	0	0	0
28. Total (Lines 26 and 27) .....	2,131,147,815	66,465,954	2,064,681,861	1,705,514,441
<b>DETAILS OF WRITE-INS</b>				
1101. ....				
1102. ....				
1103. ....				
1198. Summary of remaining write-ins for Line 11 from overflow page .....	0	0	0	0
1199. Totals (Lines 1101 through 1103 plus 1198)(Line 11 above) .....	0	0	0	0
2501. Deposit .....	10,000	0	10,000	10,000
2502. Service Fee Billing .....	7,355	7,355	0	0
2503. Prepaid Commissions .....	3,279	3,279	0	0
2598. Summary of remaining write-ins for Line 25 from overflow page .....	5	5	0	2,626,379
2599. Totals (Lines 2501 through 2503 plus 2598)(Line 25 above) .....	20,639	10,639	10,000	2,636,379

## LIABILITIES, CAPITAL AND SURPLUS

	Current Period			Prior Year
	1 Covered	2 Uncovered	3 Total	4 Total
1. Claims unpaid (less \$ .....0 reinsurance ceded) .....	699,571,953	630,182	700,202,135	640,541,620
2. Accrued medical incentive pool and bonus amounts .....	176,796,627	0	176,796,627	92,079,346
3. Unpaid claims adjustment expenses .....	5,804,712	0	5,804,712	5,298,413
4. Aggregate health policy reserves, including the liability of \$ .....21,121,409 for medical loss ratio rebate per the Public Health Service Act .....	23,502,914	0	23,502,914	30,243,470
5. Aggregate life policy reserves .....	0	0	0	0
6. Property/casualty unearned premium reserve .....	0	0	0	0
7. Aggregate health claim reserves .....	2,589,040	0	2,589,040	2,427,071
8. Premiums received in advance .....	5,851,186	0	5,851,186	7,463,119
9. General expenses due or accrued .....	12,531,296	0	12,531,296	22,069,172
10.1 Current federal and foreign income tax payable and interest thereon (including \$ .....0 on realized gains (losses)) .....	2,169,491	0	2,169,491	10,389,763
10.2 Net deferred tax liability .....	0	0	0	0
11. Ceded reinsurance premiums payable .....	796,357	0	796,357	704,716
12. Amounts withheld or retained for the account of others .....	7,697	0	7,697	3,145
13. Remittances and items not allocated .....	103,109	0	103,109	132,111
14. Borrowed money (including \$ .....0 current) and interest thereon \$ .....0 (including \$ .....0 current) .....	0	0	0	0
15. Amounts due to parent, subsidiaries and affiliates .....	23,154,218	0	23,154,218	25,563,692
16. Derivatives .....	0	0	0	0
17. Payable for securities .....	6,218,713	0	6,218,713	13,781,730
18. Payable for securities lending .....	0	0	0	0
19. Funds held under reinsurance treaties (with \$ .....0 authorized reinsurers, \$ .....0 unauthorized reinsurers and \$ .....0 certified reinsurers) .....	0	0	0	0
20. Reinsurance in unauthorized and certified (\$ .....0 ) companies .....	0	0	0	0
21. Net adjustments in assets and liabilities due to foreign exchange rates .....	0	0	0	0
22. Liability for amounts held under uninsured plans .....	50,554,810	0	50,554,810	21,286,058
23. Aggregate write-ins for other liabilities (including \$ .....15,059 current) .....	15,059	0	15,059	130,231
24. Total liabilities (Lines 1 to 23) .....	1,009,667,182	630,182	1,010,297,364	872,113,657
25. Aggregate write-ins for special surplus funds .....	XXX	XXX	103,076,905	0
26. Common capital stock .....	XXX	XXX	1,000,000	1,000,000
27. Preferred capital stock .....	XXX	XXX	0	0
28. Gross paid in and contributed surplus .....	XXX	XXX	100,289,807	100,289,807
29. Surplus notes .....	XXX	XXX	0	0
30. Aggregate write-ins for other than special surplus funds .....	XXX	XXX	0	0
31. Unassigned funds (surplus) .....	XXX	XXX	850,017,785	732,110,977
32. Less treasury stock, at cost:				
32.1 .....0 shares common (value included in Line 26 \$ .....0 ) .....	XXX	XXX	0	0
32.2 .....0 shares preferred (value included in Line 27 \$ .....0 ) .....	XXX	XXX	0	0
33. Total capital and surplus (Lines 25 to 31 minus Line 32) .....	XXX	XXX	1,054,384,497	833,400,784
34. Total liabilities, capital and surplus (Lines 24 and 33) .....	XXX	XXX	2,064,681,861	1,705,514,441
<b>DETAILS OF WRITE-INS</b>				
2301. Unclaimed Property .....	15,059	0	15,059	12,231
2302. Accrued Fines & Penalties .....	0	0	0	118,000
2303. ....				
2398. Summary of remaining write-ins for Line 23 from overflow page .....	0	0	0	0
2399. Totals (Lines 2301 through 2303 plus 2398)(Line 23 above) .....	15,059	0	15,059	130,231
2501. Section 9010 ACA Subsequent Fee Year Assessment .....	XXX	XXX	103,076,905	0
2502. ....	XXX	XXX		
2503. ....	XXX	XXX		
2598. Summary of remaining write-ins for Line 25 from overflow page .....	XXX	XXX	0	0
2599. Totals (Lines 2501 through 2503 plus 2598)(Line 25 above) .....	XXX	XXX	103,076,905	0
3001. ....	XXX	XXX		
3002. ....	XXX	XXX		
3003. ....	XXX	XXX		
3098. Summary of remaining write-ins for Line 30 from overflow page .....	XXX	XXX	0	0
3099. Totals (Lines 3001 through 3003 plus 3098)(Line 30 above) .....	XXX	XXX	0	0

**STATEMENT OF REVENUE AND EXPENSES**

	Current Year To Date		Prior Year To Date	Prior Year Ended December 31
	1 Uncovered	2 Total	3 Total	4 Total
1. Member Months	XXX	6,364,530	5,939,254	7,967,371
2. Net premium income ( including \$ .....0 non-health premium income)	XXX	5,431,536,943	4,755,857,735	6,353,640,481
3. Change in unearned premium reserves and reserve for rate credits	XXX	13,454,519	70,004,060	73,123,869
4. Fee-for-service (net of \$ .....0 medical expenses)	XXX	0	0	0
5. Risk revenue	XXX	0	0	0
6. Aggregate write-ins for other health care related revenues	XXX	0	0	0
7. Aggregate write-ins for other non-health revenues	XXX	0	0	0
8. Total revenues (Lines 2 to 7)	XXX	5,444,991,462	4,825,861,795	6,426,764,351
<b>Hospital and Medical:</b>				
9. Hospital/medical benefits	3,491,824	3,879,804,191	3,491,009,068	4,663,052,990
10. Other professional services	0	45,110,746	29,236,293	40,404,219
11. Outside referrals	0	0	0	0
12. Emergency room and out-of-area	0	0	0	0
13. Prescription drugs	253,539	281,710,177	248,716,567	301,721,843
14. Aggregate write-ins for other hospital and medical	0	0	0	0
15. Incentive pool, withhold adjustments and bonus amounts	0	131,898,601	84,397,483	99,261,613
16. Subtotal (Lines 9 to 15)	3,745,363	4,338,523,715	3,853,359,411	5,104,440,665
<b>Less:</b>				
17. Net reinsurance recoveries	0	12,511	50,058	51,528
18. Total hospital and medical (Lines 16 minus 17)	3,745,363	4,338,511,204	3,853,309,353	5,104,389,137
19. Non-health claims (net)	0	0	0	0
20. Claims adjustment expenses, including \$ .....127,109,907 cost containment expenses	0	219,460,266	200,890,956	257,544,045
21. General administrative expenses	0	386,072,448	457,963,498	584,171,227
22. Increase in reserves for life and accident and health contracts (including \$ .....0 increase in reserves for life only)	0	0	(1,516,000)	(1,516,000)
23. Total underwriting deductions (Lines 18 through 22)	3,745,363	4,944,043,918	4,510,647,807	5,944,588,409
24. Net underwriting gain or (loss) (Lines 8 minus 23)	XXX	500,947,544	315,213,988	482,175,942
25. Net investment income earned	0	35,088,575	25,227,090	35,314,803
26. Net realized capital gains (losses) less capital gains tax of \$ .....146,519	0	255,293	(31,138)	(59,358)
27. Net investment gains (losses) (Lines 25 plus 26)	0	35,343,868	25,195,952	35,255,445
28. Net gain or (loss) from agents' or premium balances charged off [(amount recovered \$ .....662,677 ) (amount charged off \$ .....(2,734,236) )]	0	(2,071,559)	(2,332,691)	(3,020,934)
29. Aggregate write-ins for other income or expenses	0	(132)	(130,159)	(130,159)
30. Net income or (loss) after capital gains tax and before all other federal income taxes (Lines 24 plus 27 plus 28 plus 29)	XXX	534,219,721	337,947,090	514,280,294
31. Federal and foreign income taxes incurred	XXX	111,847,972	93,433,240	130,449,325
32. Net income (loss) (Lines 30 minus 31)	XXX	422,371,749	244,513,850	383,830,969
<b>DETAILS OF WRITE-INS</b>				
0601.	XXX			
0602.	XXX			
0603.	XXX			
0698. Summary of remaining write-ins for Line 6 from overflow page	XXX	0	0	0
0699. Totals (Lines 0601 through 0603 plus 0698)(Line 6 above)	XXX	0	0	0
0701.	XXX			
0702.	XXX			
0703.	XXX			
0798. Summary of remaining write-ins for Line 7 from overflow page	XXX	0	0	0
0799. Totals (Lines 0701 through 0703 plus 0798)(Line 7 above)	XXX	0	0	0
1401.				
1402.				
1403.				
1498. Summary of remaining write-ins for Line 14 from overflow page	0	0	0	0
1499. Totals (Lines 1401 through 1403 plus 1498)(Line 14 above)	0	0	0	0
2901. Fines and Penalties	0	(132)	(130,159)	(130,159)
2902.				
2903.				
2998. Summary of remaining write-ins for Line 29 from overflow page	0	0	0	0
2999. Totals (Lines 2901 through 2903 plus 2998)(Line 29 above)	0	(132)	(130,159)	(130,159)

**STATEMENT OF REVENUE AND EXPENSES (Continued)**

	1 Current Year to Date	2 Prior Year to Date	3 Prior Year Ended December 31
<b>CAPITAL AND SURPLUS ACCOUNT</b>			
33. Capital and surplus prior reporting year.....	833,400,784	665,879,218	665,879,218
34. Net income or (loss) from Line 32 .....	422,371,749	244,513,850	383,830,969
35. Change in valuation basis of aggregate policy and claim reserves .....	0	0	0
36. Change in net unrealized capital gains (losses) less capital gains tax of \$ ..... 33,285	125,218	165,061	182,033
37. Change in net unrealized foreign exchange capital gain or (loss) .....	0	0	0
38. Change in net deferred income tax .....	990,144	(4,622)	10,966,436
39. Change in nonadmitted assets .....	(2,503,398)	(1,128,800)	(52,457,872)
40. Change in unauthorized and certified reinsurance .....	0	0	0
41. Change in treasury stock .....	0	0	0
42. Change in surplus notes .....	0	0	0
43. Cumulative effect of changes in accounting principles.....	0	0	0
44. Capital Changes:			
44.1 Paid in .....	0	0	0
44.2 Transferred from surplus (Stock Dividend).....	0	0	0
44.3 Transferred to surplus.....	0	0	0
45. Surplus adjustments:			
45.1 Paid in .....	0	0	0
45.2 Transferred to capital (Stock Dividend) .....	0	0	0
45.3 Transferred from capital .....	0	0	0
46. Dividends to stockholders .....	(200,000,000)	(125,000,000)	(175,000,000)
47. Aggregate write-ins for gains or (losses) in surplus .....	0	0	0
48. Net change in capital & surplus (Lines 34 to 47) .....	220,983,713	118,545,489	167,521,566
49. Capital and surplus end of reporting period (Line 33 plus 48)	1,054,384,497	784,424,707	833,400,784
<b>DETAILS OF WRITE-INS</b>			
4701. ....			
4702. ....			
4703. ....			
4798. Summary of remaining write-ins for Line 47 from overflow page .....	0	0	0
4799. Totals (Lines 4701 through 4703 plus 4798)(Line 47 above)	0	0	0

**CASH FLOW**

	1 Current Year To Date	2 Prior Year To Date	3 Prior Year Ended December 31
<b>Cash from Operations</b>			
1. Premiums collected net of reinsurance .....	5,533,291,844	4,770,743,446	6,298,031,932
2. Net investment income .....	36,610,609	27,924,621	38,241,298
3. Miscellaneous income .....	0	0	0
4. Total (Lines 1 to 3) .....	5,569,902,453	4,798,668,067	6,336,273,230
5. Benefit and loss related payments .....	4,169,515,367	3,769,960,360	5,119,581,359
6. Net transfers to Separate Accounts, Segregated Accounts and Protected Cell Accounts .....	0	0	0
7. Commissions, expenses paid and aggregate write-ins for deductions .....	610,478,209	653,928,684	950,436,315
8. Dividends paid to policyholders .....	0	0	0
9. Federal and foreign income taxes paid (recovered) net of \$ .....0 tax on capital gains (losses) .....	120,214,764	104,677,711	144,265,711
10. Total (Lines 5 through 9) .....	4,900,208,340	4,528,566,755	6,214,283,385
11. Net cash from operations (Line 4 minus Line 10) .....	669,694,113	270,101,312	121,989,845
<b>Cash from Investments</b>			
12. Proceeds from investments sold, matured or repaid:			
12.1 Bonds .....	303,286,784	170,215,135	229,212,454
12.2 Stocks .....	0	0	0
12.3 Mortgage loans .....	0	0	0
12.4 Real estate .....	0	0	0
12.5 Other invested assets .....	0	0	0
12.6 Net gains or (losses) on cash, cash equivalents and short-term investments .....	169	4,062	(1,034)
12.7 Miscellaneous proceeds .....	0	9,167,795	18,534,725
12.8 Total investment proceeds (Lines 12.1 to 12.7) .....	303,286,953	179,386,992	247,746,145
13. Cost of investments acquired (long-term only):			
13.1 Bonds .....	496,500,291	345,524,344	475,741,312
13.2 Stocks .....	0	0	0
13.3 Mortgage loans .....	0	0	0
13.4 Real estate .....	0	0	0
13.5 Other invested assets .....	0	0	0
13.6 Miscellaneous applications .....	7,563,017	4,400,000	0
13.7 Total investments acquired (Lines 13.1 to 13.6) .....	504,063,308	349,924,344	475,741,312
14. Net increase (or decrease) in contract loans and premium notes .....	0	0	0
15. Net cash from investments (Line 12.8 minus Line 13.7 and Line 14) .....	(200,776,355)	(170,537,352)	(227,995,167)
<b>Cash from Financing and Miscellaneous Sources</b>			
16. Cash provided (applied):			
16.1 Surplus notes, capital notes .....	0	0	0
16.2 Capital and paid in surplus, less treasury stock .....	0	0	0
16.3 Borrowed funds .....	0	0	0
16.4 Net deposits on deposit-type contracts and other insurance liabilities .....	0	0	0
16.5 Dividends to stockholders .....	200,000,000	125,000,000	175,000,000
16.6 Other cash provided (applied) .....	(30,320,152)	(76,329,086)	(89,371,475)
17. Net cash from financing and miscellaneous sources (Line 16.1 through Line 16.4 minus Line 16.5 plus Line 16.6) .....	(230,320,152)	(201,329,086)	(264,371,475)
<b>RECONCILIATION OF CASH, CASH EQUIVALENTS AND SHORT-TERM INVESTMENTS</b>			
18. Net change in cash, cash equivalents and short-term investments (Line 11, plus Lines 15 and 17) .....	238,597,606	(101,765,126)	(370,376,797)
19. Cash, cash equivalents and short-term investments:			
19.1 Beginning of year .....	108,871,650	479,248,447	479,248,447
19.2 End of period (Line 18 plus Line 19.1) .....	347,469,256	377,483,321	108,871,650

Note: Supplemental disclosures of cash flow information for non-cash transactions:

**EXHIBIT OF PREMIUMS, ENROLLMENT AND UTILIZATION**

	1 Total	Comprehensive (Hospital & Medical)		4 Medicare Supplement	5 Vision Only	6 Dental Only	7 Federal Employees Health Benefit Plan	8 Title XVIII Medicare	9 Title XIX Medicaid	10 Other
		2 Individual	3 Group							
<b>Total Members at end of:</b>										
1. Prior Year .....	678,093	1	19,707	0	0	0	0	495,458	162,927	0
2. First Quarter .....	700,674	1	15,056	0	0	0	0	520,762	164,855	0
3. Second Quarter .....	707,535	1	15,796	0	0	0	0	524,767	166,971	0
4. Third Quarter .....	720,021	0	22,328	0	0	0	0	530,688	167,005	0
5. Current Year	0	0	0	0	0	0	0	0	0	0
6. Current Year Member Months	6,364,530	7	157,662	0	0	0	0	4,714,594	1,492,267	0
<b>Total Member Ambulatory Encounters for Period:</b>										
7. Physician .....	9,871,180	7	86,954	0	0	0	0	8,484,442	1,299,777	0
8. Non-Physician .....	4,558,652	0	4,006	0	0	0	0	4,013,177	541,469	0
9. Total	14,429,832	7	90,960	0	0	0	0	12,497,619	1,841,246	0
10. Hospital Patient Days Incurred	474,481	0	1,191	0	0	0	0	412,590	60,700	0
11. Number of Inpatient Admissions	89,454	0	504	0	0	0	0	75,287	13,663	0
12. Health Premiums Written (a) .....	5,438,751,419	17,005	78,578,654	0	0	0	0	5,026,629,528	333,526,232	0
13. Life Premiums Direct .....	0	0	0	0	0	0	0	0	0	0
14. Property/Casualty Premiums Written .....	0	0	0	0	0	0	0	0	0	0
15. Health Premiums Earned .....	5,452,205,938	17,005	77,225,255	0	0	0	0	5,041,437,446	333,526,232	0
16. Property/Casualty Premiums Earned .....	0	0	0	0	0	0	0	0	0	0
17. Amount Paid for Provision of Health Care Services.....	4,169,527,878	473	55,600,171	0	0	0	0	3,842,534,087	271,393,147	0
18. Amount Incurred for Provision of Health Care Services	4,338,523,715	455	55,504,464	0	0	0	0	4,010,118,177	272,900,619	0

(a) For health premiums written: amount of Medicare Title XVIII exempt from state taxes or fees \$ .....5,026,629,528





## UNDERWRITING AND INVESTMENT EXHIBIT

### ANALYSIS OF CLAIMS UNPAID - PRIOR YEAR - NET OF REINSURANCE

Line of Business	Claims Paid Year to Date		Liability End of Current Quarter		5 Claims Incurred in Prior Years (Columns 1 + 3)	6 Estimated Claim Reserve and Claim Liability December 31 of Prior Year
	1 On Claims Incurred Prior to January 1 of Current Year	2 On Claims Incurred During the Year	3 On Claims Unpaid Dec. 31 of Prior Year	4 On Claims Incurred During the Year		
1. Comprehensive (hospital and medical) .....	10,008,515	45,592,155	(103,196)	9,656,994	9,905,319	9,775,270
2. Medicare Supplement .....	0	0	0	0	0	0
3. Dental Only .....	0	0	0	0	0	0
4. Vision Only .....	0	0	0	0	0	0
5. Federal Employees Health Benefits Plan .....	0	0	0	0	0	0
6. Title XVIII - Medicare .....	476,808,153	3,318,563,226	29,405,893	630,173,621	506,214,046	601,932,144
7. Title XIX - Medicaid .....	22,409,108	248,952,888	292,047	33,365,817	22,701,155	31,261,277
8. Other health .....	0	0	0	0	0	0
9. Health subtotal (Lines 1 to 8) .....	509,225,776	3,613,108,269	29,594,744	673,196,432	538,820,520	642,968,691
10. Healthcare receivables (a) .....	30,114,534	23,355,855	0	48,992	30,114,534	77,975,453
11. Other non-health .....	0	0	0	0	0	0
12. Medical incentive pools and bonus amounts .....	25,288,971	21,892,350	76,675,526	100,121,102	101,964,497	92,079,347
13. Totals (Lines 9-10+11+12)	504,400,213	3,611,644,764	106,270,270	773,268,542	610,670,483	657,072,585

(a) Excludes \$ 2,036 loans or advances to providers not yet expensed.

## NOTES TO FINANCIAL STATEMENTS

### 1. SUMMARY OF SIGNIFICANT ACCOUNTING POLICIES AND GOING CONCERN

#### A. Accounting Practices

The statutory basis financial statements of UnitedHealthcare of Wisconsin, Inc. (the "Company") are presented on the basis of accounting practices prescribed or permitted by the Wisconsin Office of the Commissioner of Insurance ("WOCI").

The WOCI recognizes only statutory accounting practices, prescribed or permitted by the State of Wisconsin, for determining and reporting the financial condition and results of operations of a health maintenance organization ("HMO"), for determining its solvency under Wisconsin Insurance Law. The state prescribes the use of the National Association of Insurance Commissioners' ("NAIC") Accounting Practices and Procedures manual ("NAIC SAP") in effect for the accounting periods covered in the statutory basis financial statements.

The WOCI has adopted certain prescribed accounting practices that differ from those found in the NAIC SAP. Specifically, receivables from parent, subsidiaries, and affiliates of \$43,640,145 and \$48,071,198 at September 30, 2019 and December 31, 2018, respectively, are required to be nonadmitted. This has no impact to net income for 2019 and 2018 and no regulatory risk-based capital ("RBC") event was triggered from the Company applying the Wisconsin state statute. A reconciliation of the Company's net income and capital and surplus between the NAIC SAP and practices prescribed by the WOCI as of September 30, 2019 and December 31, 2018, is shown below:

	SSAP #	F/S Page #	F/S Line #	September 30, 2019	December 31, 2018
<b>Net Income</b>					
(1) Company state basis (Page 4, Line 32, Columns 2 & 4)	XXX	XXX	XXX	\$ 422,371,749	\$ 383,830,969
(2) State prescribed practices that are an increase/(decrease) from NAIC SAP: Not Applicable				-	-
(3) State permitted practices that are an increase/(decrease) from NAIC SAP: Not Applicable				-	-
(4) NAIC SAP (1 - 2 - 3 = 4)	XXX	XXX	XXX	<u>\$ 422,371,749</u>	<u>\$ 383,830,969</u>
<b>Capital and Surplus</b>					
(5) Company state basis (Page 3, Line 33, Columns 3 & 4)	XXX	XXX	XXX	\$ 1,054,384,497	\$ 833,400,784
(6) State prescribed practices that are an increase/(decrease) from NAIC SAP: Receivables from parent, subsidiaries, and affiliates	25, 84	2	23, 24	(43,640,145)	(48,071,198)
(7) State permitted practices that are an increase/(decrease) from NAIC SAP:				-	-
(8) NAIC SAP (5 - 6 - 7 = 8)	XXX	XXX	XXX	<u>\$ 1,098,024,642</u>	<u>\$ 881,471,982</u>

#### B. Use of Estimates in the Preparation of the Statutory Basis Financial Statements

No significant change.

#### C. Accounting Policy

(1-5) No significant change.

(6) U.S. government and agency securities and corporate debt securities include loan-backed securities (mortgage-backed securities and asset-backed securities), which are valued using the retrospective adjustment methodology. Prepayment assumptions for the determination of the book/adjusted carrying value, commonly referred to as amortized cost, of loan-backed securities are based on a three-month constant prepayment rate history obtained from external data source vendors. The Company's investment policy limits investments in nonagency residential mortgage-backed securities, including home equity and sub-prime mortgages, to 10% of total cash and invested assets. Total combined investments in mortgage-backed securities and asset-backed securities cannot exceed more than 30% of total cash and invested assets.

(7-13) No significant change.

#### D. Going Concern

The Company has the ability and will continue to operate for a period of time sufficient to carry out its commitments, obligations and business objectives.

**2. ACCOUNTING CHANGES AND CORRECTION OF ERRORS**

No significant change.

**3. BUSINESS COMBINATIONS AND GOODWILL**

A–D. No significant change.

**4. DISCONTINUED OPERATIONS**

**A. Discontinued Operation Disposed of or Classified as Held for Sale**

(1–4) No significant change.

**B. Change in Plan of Sale of Discontinued Operations —** Not applicable.

**C. Nature of any Significant Continuing Involvement with Discontinued Operations after Disposal —** Not applicable.

**D. Equity Interest Retained in the Discontinued Operation after Disposal —** Not applicable.

**5. INVESTMENTS AND OTHER INVESTED ASSETS**

**A. Mortgage Loans, including Mezzanine Real Estate Loans**

No significant change.

**B. Debt Restructuring**

No significant change.

**C. Reverse Mortgages**

No significant change.

**D. Loan-Backed Securities**

(1) U.S. government and agency securities and corporate debt securities include loan-backed securities (mortgage-backed securities and asset-backed securities), which are valued using the retrospective adjustment methodology. Prepayment assumptions for the determination of the book/adjusted carrying value, commonly referred to as amortized cost, of loan-backed securities are based on a three-month constant prepayment rate history obtained from external data source vendors.

(2) The Company did not recognize any other-than-temporary impairments ("OTTIs") on loan-backed securities as of September 30, 2019.

(3) The Company did not have any loan-backed securities with OTTIs to report by CUSIP as of September 30, 2019.

(4) The following table illustrates the fair value, gross unrecognized unrealized losses, and length of time that the loan-backed securities have been in a continuous unrecognized unrealized loss position as of September 30, 2019 and December 31, 2018:

	<b>September 30, 2019</b>
The aggregate amount of unrealized losses:	
1. Less than 12 months	\$ 161,152
2. 12 Months or longer	205,478
The aggregate related fair value of securities with unrealized losses:	
1. Less than 12 months	43,853,927
2. 12 Months or longer	22,460,825
	<b>December 31, 2018</b>
The aggregate amount of unrealized losses:	
1. Less than 12 months	\$ 394,302
2. 12 Months or longer	3,630,302
The aggregate related fair value of securities with unrealized losses:	
1. Less than 12 months	48,186,867
2. 12 Months or longer	115,197,669

- (5) The Company believes that it will collect all principal and interest due on all investments that have an amortized cost in excess of fair value. The unrecognized unrealized losses as of September 30, 2019 were primarily caused by interest rate increases and not by unfavorable changes in the credit ratings associated with these securities.

- E. Dollar Repurchase Agreements and/or Securities Lending Transactions** — Not applicable.
- F. Repurchase Agreements Transactions Accounted for as Secured Borrowing** — Not applicable.
- G. Reverse Repurchase Agreements Transactions Accounted for as Secured Borrowing** — Not applicable.
- H. Repurchase Agreements Transactions Accounted for as a Sale** — Not applicable.
- I. Reverse Repurchase Agreements Transactions Accounted for as a Sale** — Not applicable.
- J. Real Estate** — Not applicable.
- K. Low-Income Housing Tax Credits** — Not applicable.
- L. Restricted Assets** — No significant change.
- M. Working Capital Finance Investments** — Not applicable.
- N. Offsetting and Netting of Assets and Liabilities**

The Company does not have any offsetting or netting of assets and liabilities as it relates to derivatives, repurchase and reverse repurchase agreements, and securities borrowing and securities lending activities.

**O. Structured Notes**

No significant change.

**P. 5GI Securities**

The Company does not have any investments with an NAIC designation of 5GI as of September 30, 2019 and December 31, 2018.

- Q. Short Sales** — Not applicable.

- R. Prepayment Penalty and Acceleration Fees** — Not applicable.

**6. JOINT VENTURES, PARTNERSHIPS, AND LIMITED LIABILITY COMPANIES**

**A–B.** No significant change.

**7. INVESTMENT INCOME**

**A–B.** No significant change.

**8. DERIVATIVE INSTRUMENTS**

**A–H.** No significant change.

**9. INCOME TAXES**

**A–C.** No significant change.

- D.** The ratio between the provision for federal income taxes incurred and net income before federal income taxes and net realized capital gains (losses) has changed from the prior year primarily due to the annual health insurer fee (“HIF”) under Section 9010 of the Patient Protection and Affordable Care Act (“ACA”). The HIF was included in the statutory basis statements of operations, but was non-deductible for income tax purposes in 2018. The Company was required to expense 100% of the estimated annual fee on January 1, 2018. The Company’s HIF expense was \$110,702,505 in 2018, which was paid in September 2018. Due to the moratorium in 2019, there is no HIF included in the 2019 statutory basis statements of operations.

**E–I.** No significant change.

**10. INFORMATION CONCERNING PARENT, SUBSIDIARIES, AND AFFILIATES**

**A–O. Material Related Party Transactions**

As of September 30, 2019, the Company paid extraordinary dividends of \$200,000,000 to its parent (see Note 13).

**11. DEBT**

**A–B.** The Company had no outstanding debt with third-parties or outstanding Federal Home Loan Bank agreements during 2019 and 2018.

**12. RETIREMENT PLANS, DEFERRED COMPENSATION, POSTEMPLOYMENT BENEFITS AND COMPENSATED ABSENCES, AND OTHER POSTRETIREMENT BENEFIT PLANS**

**A–I.** The Company has no defined benefit plans, defined contribution plans, multiemployer plans, consolidated/holding company plans, postemployment benefits, and compensated absences plans and is not impacted by the Medicare Modernization Act on postretirement benefits, since all personnel are employees of United HealthCare Services, Inc. (“UHS”), which provides services to the Company under the terms of a management agreement (the “Agreement”).

**13. CAPITAL AND SURPLUS, SHAREHOLDERS’ DIVIDEND RESTRICTIONS, AND QUASI-REORGANIZATIONS**

**(1–3)** No significant change.

**(4)** On April 30, 2019 and August 16, 2019, the Company declared extraordinary cash dividends of \$75,000,000 and \$125,000,000, respectively, to the sole shareholder, UHS. The dividends were approved by the WOCI on May 15, 2019 and September 16, 2019, respectively, and paid on May 24, 2019 and September 23, 2019, respectively. The extraordinary dividends complied with the provisions set forth in the statutes of the State of Wisconsin. The dividends were recorded as a reduction to unassigned surplus in the statutory basis statements of admitted assets, liabilities, and capital and surplus.

**(5–13)** No significant change.

**14. LIABILITIES, CONTINGENCIES AND ASSESSMENTS**

**A–E.** No significant change.

**F. All Other Contingencies**

The Company has been, or is currently involved, in various governmental investigations, audits and reviews. These include routine, regular and special investigations, audits and reviews by the Centers for Medicare and Medicaid Services (“CMS”), state insurance and health and welfare departments and other governmental authorities. Certain aspects of the Company’s businesses have been reviewed or are currently under review, for reasons including compliance with coding and other requirements under the Medicare risk-adjustment model.

On February 14, 2017, the Department of Justice (“DOJ”) announced its decision to pursue certain claims within a lawsuit initially asserted against the Company and filed under seal by a whistleblower in 2011. The whistleblower’s complaint, which was unsealed on February 15, 2017, alleges that the Company made improper risk adjustment submissions and violated the False Claims Act. On February 12, 2018, the court granted in part and denied in part the Company’s motion to dismiss. In May 2018, the DOJ moved to dismiss the Company’s counterclaims, which were filed in March 2018, and moved for partial summary judgment. In March 2019, the court denied the government’s motion for partial summary judgement and dismissed the Company’s counterclaims without prejudice. The Company cannot reasonably estimate the outcome that may result from this matter given its procedural status.

**Risk Adjustment Data Validation Audit** – No significant change.

There are no assets that the Company considers to be impaired at September 30, 2019.

**15. LEASES**

**A–B.** No significant change.

**16. INFORMATION ABOUT FINANCIAL INSTRUMENTS WITH OFF-BALANCE-SHEET RISK AND FINANCIAL INSTRUMENTS WITH CONCENTRATIONS OF CREDIT RISK**

**(1–4)** No significant change.

**17. SALE, TRANSFER, AND SERVICING OF FINANCIAL ASSETS AND EXTINGUISHMENTS OF LIABILITIES**

**A–C.** The Company did not participate in any transfers of receivables, financial assets, or wash sales as of September 30, 2019 or December 31, 2018.

**18. GAIN OR LOSS TO THE REPORTING ENTITY FROM UNINSURED PLANS AND THE UNINSURED PORTION OF PARTIALLY INSURED PLANS**

**A–B.** No significant change.

**C. Medicare or Other Similarly Structured Cost Based Reimbursement Contract**

The Medicare Part D program is a partially insured plan. The Company recorded a payable in liability for amounts held under uninsured plans in the statutory basis statements of admitted assets, liabilities, and capital and surplus of \$6,176,168 and \$479,743 as of September 30, 2019 and December 31, 2018, respectively, for cost reimbursement under the Medicare Part D program for the catastrophic reinsurance and low-income member cost-sharing subsidies. The Company also recorded a receivable of \$43,622,290 and \$17,245,652 and a payable of \$44,378,642 and \$20,801,877 as of September 30, 2019 and December 31, 2018, respectively, for the Medicare Part D Coverage Gap Discount Program in amounts receivable relating to uninsured plans and liability for amounts held under uninsured plans, respectively, in the statutory basis statements of admitted assets, liabilities, and capital and surplus.

**19. DIRECT PREMIUM WRITTEN/PRODUCED BY MANAGING GENERAL AGENTS/THIRD-PARTY ADMINISTRATORS**

No significant change.

**20. FAIR VALUE MEASUREMENTS**

The NAIC SAP defines fair value, establishes a framework for measuring fair value, and outlines the disclosure requirements related to fair value measurements. The fair value hierarchy is as follows:

*Level 1* — Quoted (unadjusted) prices for identical assets in active markets.

*Level 2* — Other observable inputs, either directly or indirectly, including:

- Quoted prices for similar assets in active markets;
- Quoted prices for identical or similar assets in nonactive markets (few transactions, limited information, noncurrent prices, high variability over time, etc.);
- Inputs other than quoted prices that are observable for the asset (interest rates, yield curves, volatilities, default rates, etc.);
- Inputs that are derived principally from or corroborated by other observable market data.

*Level 3* — Unobservable inputs that cannot be corroborated by observable market data.

The estimated fair values of bonds, short-term investments and cash equivalents are based on quoted market prices, where available. The Company obtains one price for each security primarily from a third-party pricing service (“pricing service”), which generally uses quoted prices or other observable inputs for the determination of fair value. The pricing service normally derives the security prices through recently reported trades for identical or similar securities, making adjustments through the reporting date based upon available observable market information. For securities not actively traded, the pricing service may use quoted market prices of comparable instruments or discounted cash flow analyses, incorporating inputs that are currently observable in the markets for similar securities. Inputs that are often used in the valuation methodologies include, but are not limited to, non-binding broker quotes, benchmark yields, credit spreads, default rates and prepayment speeds. As the Company is responsible for the determination of fair value, it performs quarterly analyses on the prices received from the pricing service to determine whether the prices are reasonable estimates of fair value. Specifically, the Company compares the prices received from the pricing service to a secondary pricing source; prices reported by its custodian, its investment consultant and third-party investment advisors. Additionally, the Company compares changes in the reported market values and returns to relevant market indices to test the reasonableness of the reported prices. The Company’s internal price verification procedures and review of fair value methodology documentation provided by independent pricing services have not historically resulted in an adjustment in the prices obtained from the pricing service.

In instances in which the inputs used to measure fair value fall into different levels of the fair value hierarchy, the fair value measurement has been determined based on the lowest-level input that is significant to the fair value measurement in its entirety. The Company’s assessment of the significance of a particular item to the fair value measurement in its entirety requires judgment, including the consideration of inputs specific to the asset or liability.

**A. Fair Value****(1) Fair Value Measurements at Reporting Date**

The following tables present information about the Company's financial assets that are measured and reported at fair value at September 30, 2019 and December 31, 2018, in the statutory basis statements of admitted assets, liabilities, and capital and surplus according to the valuation techniques the Company used to determine their fair values:

Description for Each Class of Asset or Liability	September 30, 2019				Total
	(Level 1)	(Level 2)	(Level 3)	Net Asset Value (NAV)	
a. Assets at fair value:					
Perpetual preferred stock:					
Industrial and misc	\$ -	\$ -	\$ -	\$ -	\$ -
Parent, subsidiaries, and affiliates	-	-	-	-	-
Total perpetual preferred stocks	-	-	-	-	-
Bonds:					
U.S. governments	-	-	-	-	-
Industrial and misc	-	-	-	-	-
Hybrid securities	-	-	-	-	-
Parent, subsidiaries, and affiliates	-	-	-	-	-
Total bonds	-	-	-	-	-
Common stock:					
Industrial and misc	-	-	-	-	-
Parent, subsidiaries, and affiliates	-	-	-	-	-
Total common stock	-	-	-	-	-
Derivative assets:					
Interest rate contracts	-	-	-	-	-
Foreign exchange contracts	-	-	-	-	-
Credit contracts	-	-	-	-	-
Commodity futures contracts	-	-	-	-	-
Commodity forward contracts	-	-	-	-	-
Total derivatives	-	-	-	-	-
Money-market funds	181,181,773	-	-	-	181,181,773
Separate account assets	-	-	-	-	-
Total assets at fair value/NAV	\$ 181,181,773	\$ -	\$ -	\$ -	\$ 181,181,773
b. Liabilities at fair value:					
Derivative liabilities	\$ -	\$ -	\$ -	\$ -	\$ -
Total liabilities at fair value	\$ -	\$ -	\$ -	\$ -	\$ -

STATEMENT AS OF SEPTEMBER 30, 2019 OF THE UnitedHealthcare of Wisconsin, Inc.

Description for Each Class of Asset or Liability	December 31, 2018				
	(Level 1)	(Level 2)	(Level 3)	Net Asset Value (NAV)	Total
a. Assets at fair value:					
Perpetual preferred stock:					
Industrial and misc	\$ -	\$ -	\$ -	\$ -	\$ -
Parent, subsidiaries, and affiliates	-	-	-	-	-
Total perpetual preferred stocks	-	-	-	-	-
Bonds:					
U.S. governments	-	-	-	-	-
Industrial and misc	-	242,440	-	-	242,440
Hybrid securities	-	-	-	-	-
Parent, subsidiaries, and affiliates	-	-	-	-	-
Total bonds	-	242,440	-	-	242,440
Common stock:					
Industrial and misc	-	-	-	-	-
Parent, subsidiaries, and affiliates	-	-	-	-	-
Total common stock	-	-	-	-	-
Derivative assets:					
Interest rate contracts	-	-	-	-	-
Foreign exchange contracts	-	-	-	-	-
Credit contracts	-	-	-	-	-
Commodity futures contracts	-	-	-	-	-
Commodity forward contracts	-	-	-	-	-
Total derivatives	-	-	-	-	-
Money-market funds	40,126,778	-	-	-	40,126,778
Separate account assets	-	-	-	-	-
Total assets at fair value/NAV	<u>\$ 40,126,778</u>	<u>\$ 242,440</u>	<u>\$ -</u>	<u>\$ -</u>	<u>\$ 40,369,218</u>
b. Liabilities at fair value:					
Derivative liabilities	\$ -	\$ -	\$ -	\$ -	\$ -
Total liabilities at fair value	<u>\$ -</u>	<u>\$ -</u>	<u>\$ -</u>	<u>\$ -</u>	<u>\$ -</u>

- (2) The Company does not have any financial assets with a fair value hierarchy of Level 3 that were measured and reported at fair value for the nine months ended September 30, 2019 and the year ended December 31, 2018.
- (3) Transfers between fair value hierarchy levels, if any, are recorded as of the beginning of the reporting period in which the transfer occurs. There were no transfers between Levels 1, 2 or 3 of any financial assets or liabilities during the nine months ended September 30, 2019 and the year ended December 31, 2018.
- (4) **Investments** — Fair values of debt securities are based on quoted market prices, where available. The Company obtains one price for each security primarily from a pricing service, which generally uses quoted prices or other observable inputs for the determination of fair value. The pricing service normally derives the security prices through recently reported trades for identical or similar securities, and, if necessary, makes adjustments through the reporting date based upon available observable market information. For securities not actively traded, the pricing service may use quoted market prices of comparable instruments or discounted cash flow analyses, incorporating inputs that are currently observable in the markets for similar securities. Inputs that are often used in the valuation methodologies include, but are not limited to, benchmark yields, credit spreads, default rates, prepayment speeds and non-binding broker quotes. As the Company is responsible for the determination of fair value, it performs quarterly analyses on the prices received from the pricing service to determine whether the prices are reasonable estimates of fair value. Specifically, the Company compares the prices received from the pricing service to prices reported by a secondary pricing source, such as its custodian, its investment consultant and third-party investment advisors. Additionally, the Company compares changes in the reported market values and returns to relevant market indices to test the reasonableness of the reported prices. The Company's internal price verification procedures and reviews of fair value methodology documentation provided by independent pricing services have not historically resulted in adjustment in the prices obtained from the pricing service.
- (5) The Company has no derivative assets and liabilities to disclose.

**B. Fair Value Combination** — Not applicable.



**C. Aggregate Fair Value Hierarchy**

The aggregate fair value by hierarchy of all financial instruments as of September 30, 2019 and December 31, 2018, is presented in the table below:

Type of Financial Instrument	September 30, 2019					Net Asset Value (NAV)	Not Practicable (Carrying Value)
	Aggregate Fair Value	Admitted Assets	(Level 1)	(Level 2)	(Level 3)		
U.S. government and agency securities	\$ 466,841,692	\$ 458,674,346	\$ 233,397,577	\$ 233,444,115	\$ -	\$ -	\$ -
State and agency municipal securities	146,836,407	140,167,354	-	146,836,407	-	-	-
City and county municipal securities	144,971,756	138,494,722	-	144,971,756	-	-	-
Corporate debt securities (includes commercial paper)	754,597,514	740,780,677	1,913,767	752,683,747	-	-	-
Cash equivalents	256,104,539	256,104,539	256,104,539	-	-	-	-
Total bonds, short-term investments and cash equivalents	<u>\$ 1,769,351,908</u>	<u>\$ 1,734,221,638</u>	<u>\$ 491,415,883</u>	<u>\$ 1,277,936,025</u>	<u>\$ -</u>	<u>\$ -</u>	<u>\$ -</u>

Type of Financial Instrument	December 31, 2018					Net Asset Value (NAV)	Not Practicable (Carrying Value)
	Aggregate Fair Value	Admitted Assets	(Level 1)	(Level 2)	(Level 3)		
U.S. government and agency securities	\$ 382,165,731	\$ 385,349,325	\$ 214,441,078	\$ 167,724,653	\$ -	\$ -	\$ -
State and agency municipal securities	117,354,936	117,370,553	-	117,354,936	-	-	-
City and county municipal securities	106,226,949	105,894,655	-	106,226,949	-	-	-
Corporate debt securities (includes commercial paper)	651,257,600	657,700,545	1,466,833	649,790,767	-	-	-
Cash equivalents	40,126,778	40,126,778	40,126,778	-	-	-	-
Total bonds, short-term investments and cash equivalents	<u>\$ 1,297,131,994</u>	<u>\$ 1,306,441,856</u>	<u>\$ 256,034,689</u>	<u>\$ 1,041,097,305</u>	<u>\$ -</u>	<u>\$ -</u>	<u>\$ -</u>

**D. Not Practicable to Estimate Fair Value** — Not applicable.

**E. Investments Measured Using the NAV Practical Expedient** – Not applicable.

**21. OTHER ITEMS**

The Company has an arrangement with the Wisconsin Department of Health Services (“DHS”) whereby it collects hospital assessment payments from DHS and remits such payments to hospitals providing Medicaid services. This pass-thru arrangement results in no insurance risk to the Company and has no impact on the Company’s net income or capital and surplus. At the direction of the WOCI, the Company records these transactions under deposit accounting. As such, the collections and corresponding payments are not reflected in the Company’s statutory basis financial statements. The Company collected and paid \$67,005,947 and \$98,096,334 in pass-thru hospital assessments as of September 30, 2019 and December 31, 2018.

The Company is now including money-market funds in the 2019 Note 20A (1) Fair Value Measurements at Reporting Date table. The Company has elected to present similar activity in the 2018 Note 20A (1) Fair Value Measurements at Reporting Date table for comparability. Similarly, the Company is now including cash equivalents (which includes money-market funds) in the 2019 Note 20C Aggregate Fair Value Hierarchy table. The Company has elected to present similar activity in the 2018 Note 20C Aggregate Fair Value Hierarchy table for comparability.

**22. EVENTS SUBSEQUENT**

Subsequent events have been evaluated through November 13, 2019, which is the date these statutory basis financial statements were available for issuance.

On October 31, 2019, the Company declared an extraordinary cash dividend of \$125,000,000 to the sole shareholder, UHS. The dividend is pending WOCI approval. The dividend will be paid from unassigned surplus on December 02, 2019.

There are no other events subsequent to September 30, 2019, that require disclosure.

**23. REINSURANCE**

**A–D.** No significant change.

**24. RETROSPECTIVELY RATED CONTRACTS AND CONTRACTS SUBJECT TO REDETERMINATION**

**A–B.** No significant change.

**C.** Pursuant to the ACA, the Company’s commercial business is subject to retrospectively rated features based on the actual medical loss ratios experienced on the commercial lines of business. The formula is calculated pursuant to the ACA guidance. The total amount of direct premiums written for the commercial lines of business subject to the retrospectively rated features was \$78,595,659 and \$114,130,271, representing 1.4% and 1.8% of total direct premiums written as of September 30, 2019 and December 31, 2018, respectively.

Pursuant to the ACA, the Company's Medicare business is subject to retrospectively rated features based on the actual medical loss ratios experienced on the Medicare line of business. The formula is calculated pursuant to the ACA guidance. The total amount of direct premiums written for the Medicare line of business subject to the retrospectively rated features was \$5,026,629,528 and \$5,786,094,378, representing 92.4% and 90.9% of total direct premiums written as of September 30, 2019 and December 31, 2018, respectively.

The Company has Medicare Part D risk-corridor amounts from CMS which are subject to a retrospectively rated feature related to Part D premiums. The Company has estimated accrued retrospective premiums related to certain Part D premiums based on guidelines determined by CMS. The formula is tiered and based on the bid medical loss ratio. The amount of Medicare Part D direct premiums written subject to the retrospectively rated feature was \$198,084,789 and \$264,750,297 representing, 3.6% and 4.2% of total direct premiums written as of September 30, 2019 and December 31, 2018, respectively.

The Company has risk-adjustment amounts from CMS which are subject to a redetermination feature related to Medicare premiums. The Company has estimated premium adjustments for changes to each member's health scores based on guidelines determined by CMS. The total amount of Medicare direct premiums written for which a portion is subject to the redetermination feature was \$5,026,629,528 and \$5,786,094,378, representing 92.4% and 90.9% of total direct premiums written as of September 30, 2019 and December 31, 2018, respectively.

CMS has released the final Medicaid Managed Care Rule which is subject to each State's administration elections. This rule is the first major update to the Medicaid Managed Care regulations in more than a decade. Many items including a minimum loss ratio requirement were implemented for contracts with an effective date starting on or after July 1, 2017 while other elements of the regulation will be implemented over the following decade. Pursuant to the regulations, for contracts effective on or after July 1, 2017 premiums associated with the Company's Medicaid line of business is subject to retrospectively rated features based on the actual medical loss ratios experienced on this product. The calculation is pursuant to the Medicaid Managed Care guidance. The total amount of direct premiums written for the Medicaid line of business for which a portion is subject to the retrospectively rated features was \$333,526,232 and \$461,940,322, representing 6.1% and 7.3% of total direct premiums written as of September 30, 2019 and December 31, 2018, respectively.

The Medicaid contract with the State of Wisconsin includes a provision for which a stated percentage of total direct premiums written can be eligible for a performance guarantee payment based on various quality measures. The total amount of direct premiums written from the Medicaid contract for which a portion is subject to the redetermination feature was \$333,526,232 and \$461,940,322, representing 6.1% and 7.3% of the Company's total direct premiums written as of September 30, 2019 and December 31, 2018, respectively.

- D. The Company is required to maintain specific minimum loss ratios on the comprehensive commercial and Medicare lines of business. The following table discloses the minimum medical loss ratio rebate liability for the comprehensive commercial and Medicare lines of business which is included in aggregate health policy reserves in the statutory basis statements of admitted assets, liabilities, and capital and surplus for the nine months ended September 30, 2019 and the year ended December 31, 2018:

	1	2	3	4	5
	Individual	Small Group Employer	Large Group Employer	Other Categories with Rebates	Total
Prior reporting year:					
(1) Medical loss ratio rebates incurred	\$ -	\$ 371,541	\$ -	\$ 7,693,485	\$ 8,065,026
(2) Medical loss ratio rebates paid	-	317,325	-	70,436,755	70,754,080
(3) Medical loss rebates unpaid	-	54,216	-	30,122,216	30,176,432
(4) Plus reinsurance assumed amounts	XXX	XXX	XXX	XXX	
(5) Less reinsurance ceded amounts	XXX	XXX	XXX	XXX	
(6) Rebates unpaid net of reinsurance	XXX	XXX	XXX	XXX	30,176,432
Current reporting year-to-date:					
(7) Medical loss ratio rebates incurred	-	1,450,093	-	19,857,573	21,307,666
(8) Medical loss ratio rebates paid	-	240,473	-	30,122,216	30,362,689
(9) Medical loss rebates unpaid	-	1,263,836	-	19,857,573	21,121,409
(10) Plus reinsurance assumed amounts	XXX	XXX	XXX	XXX	
(11) Less reinsurance ceded amounts	XXX	XXX	XXX	XXX	
(12) Rebates unpaid net of reinsurance	XXX	XXX	XXX	XXX	21,121,409

Pursuant to the Medicaid Managed Care Rule, based on the State's election the Company may be required to maintain specific minimum loss ratios on the Medicaid line of business. The Company has no amounts accrued for Medicaid minimum loss ratio rebates as of September 30, 2019 and December 31, 2018, respectively, in the statutory basis statements of admitted assets, liabilities, and capital and surplus.

**E. Risk-Sharing Provisions of the Affordable Care Act**

- (1) The Company has accident and health insurance premiums in 2019 and 2018 subject to the risk-sharing provisions of the ACA.

The ACA imposed fees and premium stabilization provisions on health insurance issuers offering comprehensive commercial health insurance. The three premium stabilization programs are commonly referred to as the 3Rs – risk adjustment, reinsurance, and risk corridors.

**Risk Adjustment** – The permanent risk adjustment program, designed to mitigate the potential impact of adverse selection and provide stability for health insurance issuers, applies to all non-grandfathered plans not subject to transitional relief in the individual and small group markets both inside and outside of the insurance exchanges. Premium adjustments pursuant to the risk adjustment program are accounted for as premium subject to redetermination and user fees are accounted for as assessments.

**Reinsurance** – The transitional reinsurance program was designed to protect issuers in the individual market from an expected increase in large claims due to the elimination of preexisting condition limitations. The transitional reinsurance program was effective from 2014 through 2016 and applied to all issuers of major medical commercial products and third party administrators. Contributions attributable to enrollees in ACA compliant individual plans, including program administrative costs, were accounted for as ceded premium and payments received were accounted for as ceded benefit recoveries. The portion of the individual contributions earmarked for the U.S. Treasury was accounted for as an assessment. Contributions made for enrollees in fully insured plans other than ACA compliant individual plans, including program administrative costs and payments to the U.S. Treasury, were treated as assessments.

**Risk Corridors** – The temporary risk corridors program, designed to provide some aggregate protection against variability for issuers in the individual and small group markets during the period 2014 through 2016, applied to Qualified Health Plans in the individual and small group markets both inside and outside of the insurance exchanges. Premium adjustments pursuant to the risk corridors program were accounted for as premium adjustments for retrospectively rated contracts.

- (2) The following table presents the current year impact of risk-sharing provisions of the ACA on assets, liabilities and operations.

<b>a. Permanent ACA Risk Adjustment Program</b>	<b>September 30, 2019</b>
<u>Assets</u>	
1. Premium adjustments receivable due to ACA Risk Adjustment (including high risk pool payments)	\$ 512,236
<u>Liabilities</u>	
2. Risk adjustment user fees payable for ACA Risk Adjustment	4,327
3. Premium adjustments payable due to ACA Risk Adjustment (including high risk pool premium)	472,726
<u>Operations (Revenue &amp; Expense)</u>	
4. Reported as revenue in premium for accident and health contracts (written/collected) due to ACA Risk Adjustment	441,070
5. Reported in expenses as ACA risk adjustment user fees (incurred/paid)	4,340
<b>b. Transitional ACA Reinsurance Program</b>	
<u>Assets</u>	
1. Amounts recoverable for claims paid due to ACA Reinsurance	\$ -
2. Amounts recoverable for claims unpaid due to ACA Reinsurance (Contra Liability)	-
3. Amounts receivable relating to uninsured plans for contributions for ACA Reinsurance	-
<u>Liabilities</u>	
4. Liabilities for contributions payable due to ACA Reinsurance - not reported as ceded premium	-
5. Ceded reinsurance premiums payable due to ACA Reinsurance	-
6. Liability for amounts held under uninsured plans contributions for ACA Reinsurance	-
<u>Operations (Revenue &amp; Expense)</u>	
7. Ceded reinsurance premiums due to ACA Reinsurance	-
8. Reinsurance recoveries (income statement) due to ACA reinsurance payments or expected payments	-
9. ACA Reinsurance contributions - not reported as ceded premium	-
<b>c. Temporary ACA Risk Corridors Program</b>	
<u>Assets</u>	
1. Accrued retrospective premium due to ACA Risk Corridors	\$ -
<u>Liabilities</u>	
2. Reserve for rate credits or policy experience rating refunds due to ACA Risk Corridors	-
<u>Operations (Revenue &amp; Expense)</u>	
3. Effect of ACA Risk Corridors on net premium income (paid/received)	-
4. Effect of ACA Risk Corridors on change in reserves for rate credits	-

STATEMENT AS OF SEPTEMBER 30, 2019 OF THE UnitedHealthcare of Wisconsin, Inc.

(3) The following table is a rollforward of the prior year ACA risk-sharing provisions for asset and liability balances, along with reasons for adjustments to prior year balances:

	Accrued During the Prior Year on Business Written before December 31 of the Prior Year		Received or Paid as of the Current Year on Business Written before December 31 of the Prior Year		Differences		Adjustments		Unsettled Balances as of the Reporting Date		
	1	2	3	4	Prior Year Accrued Less Payments (Col 1 - 3)	Prior Year Accrued Less Payments (Col 2 - 4)	To Prior Year Balances	To Prior Year Balances	Cumulative Balance from Prior Years (Col 1 - 3 + 7)	Cumulative Balance from Prior Years (Col 2 - 4 + 8)	
	Receivable	(Payable)	Receivable	(Payable)	5	6	7	8	9	10	
a. Permanent ACA Risk Adjustment Program											
1. Premium Adjustment Receivable (including high risk pool payments)	\$ -	\$ -	\$ 429,910	\$ -	\$ (429,910)	\$ -	\$ 918,310	\$ -	A	\$ 488,400	\$ -
2. Premium Adjustment (Payable) (including high risk pool premium)	-	(65,009)	-	(93,358)	-	28,349	-	(93,845)	B	-	(65,496)
3. Subtotal ACA Permanent Risk Adjustment Program	-	(65,009)	429,910	(93,358)	(429,910)	28,349	918,310	(93,845)		488,400	(65,496)
b. Transitional ACA Reinsurance Program											
1. Amounts recoverable for claims paid	-	-	-	-	-	-	-	-	C	-	-
2. Amounts recoverable for claims unpaid (contra liability)	-	-	-	-	-	-	-	-	D	-	-
3. Amounts receivable relating to uninsured plans	-	-	-	-	-	-	-	-	E	-	-
4. Liabilities for contributions payable due to ACA Reinsurance—not reported as ceded premium	-	-	-	-	-	-	-	-	F	-	-
5. Ceded reinsurance premiums payable	-	-	-	-	-	-	-	-	G	-	-
6. Liability for amounts held under uninsured plans	-	-	-	-	-	-	-	-	H	-	-
7. Subtotal ACA Transitional Reinsurance Program	-	-	-	-	-	-	-	-		-	-
c. Temporary ACA Risk Corridors Program											
1. Accrued retrospective premium	-	-	-	-	-	-	-	-	I	-	-
2. Reserve for rate credits or policy experience rating refunds	-	-	-	-	-	-	-	-	J	-	-
3. Subtotal ACA Risk Corridors Program	-	-	-	-	-	-	-	-		-	-
d. Total for ACA Risk-Sharing Provisions	\$ -	\$ (65,009)	\$ 429,910	\$ (93,358)	\$ (429,910)	\$ 28,349	\$ 918,310	\$ (93,845)		\$ 488,400	\$ (65,496)

Explanation of Adjustments

- A. The risk adjustment receivable as of September 30, 2019 was adjusted based on the final CMS Summary Report on Permanent Risk Adjustment Transfers for the 2018 Benefit Year. The risk adjustment receivable as of December 31, 2018 utilized paid claims through October 31, 2018. The adjustment to the December receivable balance reflects the true up to final results for the 2018 Benefit Year. The risk adjustment receivable was further adjusted based on the CMS Summary Report of 2017 Benefit Year Risk Adjustment Data Validation Adjustments to Risk Adjustment Transfers.
- B. The risk adjustment payable as of September 30, 2019 was adjusted based on the final CMS Summary Report on Permanent Risk Adjustment Transfers for the 2018 Benefit Year. The risk adjustment payable as of December 31, 2018 utilized paid claims through October 31, 2018. The adjustment to the December payable balance reflects the true up to final results for the 2018 Benefit Year. The risk adjustment payable as of September 30, 2019 was further adjusted based on the CMS Summary Report of 2017 Benefit Year Risk Adjustment Data Validation Adjustments to Risk Adjustment Transfers.
- C. N/A
- D. N/A
- E. N/A
- F. N/A
- G. N/A
- H. N/A
- I. N/A
- J. N/A

(4) The Company does not have any risk corridor receivables or payables to present in the table below.

	Accrued During the Prior Year on Business Written before December 31 of the Prior Year		Received or Paid as of the Current Year on Business Written before December 31 of the Prior Year		Differences		Adjustments		Unsettled Balances as of the Reporting Date		
	1	2	3	4	Prior Year Accrued Less Payments (Col 1-3)	Prior Year Accrued Less Payments (Col 2-4)	To Prior Year Balances	To Prior Year Balances	Cumulative Balance from Prior Years (Col 1-3+7)	Cumulative Balance from Prior Years (Col 2-4+8)	
	Receivable	(Payable)	Receivable	(Payable)	5	6	7	8	9	10	
Risk Corridors Program Year:											
a. 2014											
1. Accrued retrospective premium	\$ -	\$ -	\$ -	\$ -	\$ -	\$ -	\$ -	\$ -	A	\$ -	\$ -
2. Reserve for rate credits or policy experience rating refunds	-	-	-	-	-	-	-	-	B	-	-
b. 2015											
1. Accrued retrospective premium	-	-	-	-	-	-	-	-	C	-	-
2. Reserve for rate credits or policy experience rating refunds	-	-	-	-	-	-	-	-	D	-	-
c. 2016											
1. Accrued retrospective premium	-	-	-	-	-	-	-	-	E	-	-
2. Reserve for rate credits or policy experience rating refunds	-	-	-	-	-	-	-	-	F	-	-
d. Total for Risk Corridors	\$ -	\$ -	\$ -	\$ -	\$ -	\$ -	\$ -	\$ -		\$ -	\$ -

Explanation of Adjustments

- A. N/A
- B. N/A
- C. N/A
- D. N/A
- E. N/A
- F. N/A

(5) The Company does not have any risk corridor receivables to present in the table below.

	1	2	3	4	5	6
Risk Corridors Program Year:	Estimated Amount to be Filed or Final Amount Filed with CMS	Non-Accrued Amounts for Impairment or Other Reasons	Amounts received from CMS	Asset Balance (Gross of Non-admissions) (1-2-3)	Non-admitted Amount	Net Admitted Asset (4-5)
a. 2014	\$ -	\$ -	\$ -	\$ -	\$ -	\$ -
b. 2015	-	-	-	-	-	-
c. 2016	-	-	-	-	-	-
d. Total (a+b+c)	\$ -	\$ -	\$ -	\$ -	\$ -	\$ -

**25. CHANGE IN INCURRED CLAIMS AND CLAIMS ADJUSTMENT EXPENSES**

A. Changes in estimates related to the prior year incurred claims are included in total hospital and medical expenses in the current year in the statutory basis statements of operations. The following tables disclose paid claims, incurred claims, and the balance in claims unpaid, accrued medical incentive pool and bonus amounts, aggregate health claim reserves, health care receivables and reinsurance recoverables at September 30, 2019 and December 31, 2018:

	<b>September 30, 2019</b>		
	<b>Current Year Incurred Claims</b>	<b>Prior Years Incurred Claims</b>	<b>Total</b>
Beginning of year claim reserve	\$ -	\$ (735,048,037)	\$ (735,048,037)
Paid claims—net of health care receivables and reinsurance recoveries collected	3,635,000,621	534,514,746	4,169,515,367
End of year claim reserve	<u>773,317,532</u>	<u>106,270,270</u>	<u>879,587,802</u>
Incurred claims excluding the change in health care receivables as presented below	4,408,318,153	(94,263,021)	4,314,055,132
Beginning of year health care receivables	-	77,975,453	77,975,453
End of year health care receivables	<u>(23,404,847)</u>	<u>(30,114,534)</u>	<u>(53,519,381)</u>
Total incurred claims	<u>\$ 4,384,913,306</u>	<u>\$ (46,402,102)</u>	<u>\$ 4,338,511,204</u>
	<b>December 31, 2018</b>		
	<b>Current Year Incurred Claims</b>	<b>Prior Years Incurred Claims</b>	<b>Total</b>
Beginning of year claim reserve	\$ -	\$ (696,797,494)	\$ (696,797,494)
Paid claims—net of health care receivables and reinsurance recoveries collected	4,485,861,931	633,719,428	5,119,581,359
End of year claim reserve	<u>714,665,913</u>	<u>20,382,124</u>	<u>735,048,037</u>
Incurred claims excluding the change in health care receivables and reinsurance recoverables as presented below	5,200,527,844	(42,695,942)	5,157,831,902
Beginning of year health care receivables and reinsurance recoverables	-	24,532,688	24,532,688
End of year health care receivables	<u>(66,719,975)</u>	<u>(11,255,478)</u>	<u>(77,975,453)</u>
Total incurred claims	<u>\$ 5,133,807,869</u>	<u>\$ (29,418,732)</u>	<u>\$ 5,104,389,137</u>

The liability for claims unpaid, accrued medical incentive pool and bonus amounts, aggregate health claim reserves and health care receivables as of December 31, 2018 was \$657,072,584. As of September 30, 2019, \$534,514,746 has been paid for incurred claims attributable to insured events of prior years. Reserves remaining for prior years, net of healthcare receivables, are now \$76,155,736, as a result of re-estimation of unpaid claims. Therefore, there has been \$46,402,102 favorable prior year development since December 31, 2018 to September 30, 2019. The primary drivers consist of favorable development of \$26,018,003 in retroactivity for inpatient, outpatient, physician, and pharmacy claims and favorable development as a result of a change in the provision for adverse deviations in experience of \$20,707,380.

At December 31, 2018, the Company recorded \$29,418,732 of favorable development as a result of favorable development in the provision for adverse deviations in experience of \$16,966,339, \$8,689,280 in retroactivity for inpatient, outpatient, physician, and pharmacy claims and favorable development of \$7,824,740 related to the Medicare Advantage provider incentive program; offset by unfavorable development of \$4,847,458 in provider settlements. Original estimates are increased or decreased, as additional information becomes known regarding individual claims, which could have an impact to the accruals for medical loss ratio rebates and retrospectively rated contracts. As a result of the prior year effects, on a regular basis, the Company adjusts revenue and the corresponding liability and/or receivable related to retrospectively rated policies and the impact of the change is included as a component of change in unearned premium reserves and reserve for rate credits in the statutory basis statements of operations.

STATEMENT AS OF SEPTEMBER 30, 2019 OF THE UnitedHealthcare of Wisconsin, Inc.

The Company incurred claims adjustment expenses (“CAE”) of \$219,460,266 and \$257,544,045 for the nine months ended September 30, 2019 and the year ended December 31, 2018, respectively. These costs are included in the management service fees paid by the Company to UHS as a part of the Agreement. The following table discloses paid CAE, incurred CAE, and the balance in unpaid CAE reserve for the nine months ended September 30, 2019 and the year ended December 31, 2018:

	<b>September 30, 2019</b>	<b>December 31, 2018</b>
Total claims adjustment expenses	\$ 219,460,266	\$ 257,544,045
Less: current year unpaid claims adjustment expenses	(5,804,712)	(5,298,413)
Add: prior year unpaid claims adjustment expenses	<u>5,298,413</u>	<u>5,994,553</u>
Total claims adjustment expenses paid	<u>\$ 218,953,967</u>	<u>\$ 258,240,185</u>

B. The Company did not make any significant changes in methodologies and assumptions used in the calculation of the liability for claims unpaid and unpaid CAE in 2019.

**26. INTERCOMPANY POOLING ARRANGEMENTS**

A–G. No significant change.

**27. STRUCTURED SETTLEMENTS**

A–B. No significant change.

**28. HEALTH CARE AND OTHER AMOUNTS RECEIVABLE**

A–B. No significant change.

**29. PARTICIPATING POLICIES**

No significant change.

**30. PREMIUM DEFICIENCY RESERVES**

The Company has not recorded any premium deficiency reserves as of September 30, 2019 and December 31, 2018. The analysis of premium deficiency reserves was completed as of September 30, 2019 and December 31, 2018. The Company did consider anticipated investment income when calculating the premium deficiency reserves.

The following table summarizes the Company’s premium deficiency reserves as of September 30, 2019 and December 31, 2018:

	<b>September 30, 2019</b>
1. Liability carried for premium deficiency reserves	\$ -
2. Date of the most recent evaluation of this liability	<u>09/30/2019</u>
3. Was anticipated investment income utilized in this calculation?	Yes <input checked="" type="checkbox"/> No <input type="checkbox"/>
	<b>December 31, 2018</b>
1. Liability carried for premium deficiency reserves	\$ -
2. Date of the most recent evaluation of this liability	<u>12/31/2018</u>
3. Was anticipated investment income utilized in this calculation?	Yes <input checked="" type="checkbox"/> No <input type="checkbox"/>

**31. ANTICIPATED SALVAGE AND SUBROGATION**

No significant change.

# GENERAL INTERROGATORIES

## PART 1 - COMMON INTERROGATORIES

### GENERAL

- 1.1 Did the reporting entity experience any material transactions requiring the filing of Disclosure of Material Transactions with the State of Domicile, as required by the Model Act? ..... Yes [ ] No [ X ]
- 1.2 If yes, has the report been filed with the domiciliary state? ..... Yes [ ] No [ ]
- 2.1 Has any change been made during the year of this statement in the charter, by-laws, articles of incorporation, or deed of settlement of the reporting entity? ..... Yes [ ] No [ X ]
- 2.2 If yes, date of change: .....
- 3.1 Is the reporting entity a member of an Insurance Holding Company System consisting of two or more affiliated persons, one or more of which is an insurer? ..... Yes [ X ] No [ ]  
If yes, complete Schedule Y, Parts 1 and 1A.
- 3.2 Have there been any substantial changes in the organizational chart since the prior quarter end? ..... Yes [ X ] No [ ]
- 3.3 If the response to 3.2 is yes, provide a brief description of those changes.  
July 19, 2019 Greater Phoenix Collaborative Care, P.C., a Arizona professional corporation owned 51% by Collaborative Care Services, Inc., a Delaware corporation, acquired all of the outstanding equity of 4C Medical Group, PLC, a Arizona private limited company with subsidiaries.  
July 23, 2019 Equian Parent Corp., and its subsidiaries, became a wholly owned subsidiary of OptumInsight, Inc., a Delaware corporation.  
August 30, 2019 USHEALTH Group, Inc., a Delaware corporation, and its subsidiaries, was incorporated as a wholly owned subsidiary of Golden Rule Financial Corporation, a Delaware corporation.  
September 30, 2019 POMCO of Florida Ltd., Inc., a Florida limited liability company, merged with and into UMR, Inc., a Delaware corporation.  
September 30, 2019 POMCO West, Inc., a Delaware corporation, merged with and into POMCO, Inc., a Delaware corporation.  
September 30, 2019 Pomcoplus, LLC, a New York limited liability company, merged with and into UMR, Inc., a Delaware corporation.  
September 30, 2019 MAMSI Insurance Resources, LLC, a Maryland limited liability company, merged with and into OneNet PPO, LLC, a Maryland limited liability company.  
September 30, 2019 Rocky Mountain Health Management Corporation, a Colorado corporation, was dissolved.
- 3.4 Is the reporting entity publicly traded or a member of a publicly traded group? ..... Yes [ X ] No [ ]
- 3.5 If the response to 3.4 is yes, provide the CIK (Central Index Key) code issued by the SEC for the entity/group. .... 0000731766
- 4.1 Has the reporting entity been a party to a merger or consolidation during the period covered by this statement? ..... Yes [ ] No [ X ]  
If yes, complete and file the merger history data file with the NAIC for the annual filing corresponding to this period.
- 4.2 If yes, provide the name of the entity, NAIC Company Code, and state of domicile (use two letter state abbreviation) for any entity that has ceased to exist as a result of the merger or consolidation.
- | 1<br>Name of Entity | 2<br>NAIC Company Code | 3<br>State of Domicile |
|---------------------|------------------------|------------------------|
|                     |                        |                        |
5. If the reporting entity is subject to a management agreement, including third-party administrator(s), managing general agent(s), attorney-in-fact, or similar agreement, have there been any significant changes regarding the terms of the agreement or principals involved? ..... Yes [ ] No [ X ] N/A [ ]  
If yes, attach an explanation.
- 6.1 State as of what date the latest financial examination of the reporting entity was made or is being made. .... 12/31/2017
- 6.2 State the as of date that the latest financial examination report became available from either the state of domicile or the reporting entity. This date should be the date of the examined balance sheet and not the date the report was completed or released. .... 12/31/2017
- 6.3 State as of what date the latest financial examination report became available to other states or the public from either the state of domicile or the reporting entity. This is the release date or completion date of the examination report and not the date of the examination (balance sheet date). .... 06/03/2019
- 6.4 By what department or departments?  
State of Wisconsin, Office of the Commissioner of Insurance
- 6.5 Have all financial statement adjustments within the latest financial examination report been accounted for in a subsequent financial statement filed with Departments? ..... Yes [ ] No [ ] N/A [ X ]
- 6.6 Have all of the recommendations within the latest financial examination report been complied with? ..... Yes [ X ] No [ ] N/A [ ]
- 7.1 Has this reporting entity had any Certificates of Authority, licenses or registrations (including corporate registration, if applicable) suspended or revoked by any governmental entity during the reporting period? ..... Yes [ ] No [ X ]
- 7.2 If yes, give full information:
- 8.1 Is the company a subsidiary of a bank holding company regulated by the Federal Reserve Board? ..... Yes [ ] No [ X ]
- 8.2 If response to 8.1 is yes, please identify the name of the bank holding company.
- 8.3 Is the company affiliated with one or more banks, thrifts or securities firms? ..... Yes [ X ] No [ ]
- 8.4 If response to 8.3 is yes, please provide below the names and location (city and state of the main office) of any affiliates regulated by a federal regulatory services agency [i.e. the Federal Reserve Board (FRB), the Office of the Comptroller of the Currency (OCC), the Federal Deposit Insurance Corporation (FDIC) and the Securities Exchange Commission (SEC)] and identify the affiliate's primary federal regulator.

1 Affiliate Name	2 Location (City, State)	3 FRB	4 OCC	5 FDIC	6 SEC
Optum Bank, Inc. ....	Salt Lake City, UT .....	NO	NO	YES	NO



## GENERAL INTERROGATORIES

- 9.1 Are the senior officers (principal executive officer, principal financial officer, principal accounting officer or controller, or persons performing similar functions) of the reporting entity subject to a code of ethics, which includes the following standards? ..... Yes  No
- (a) Honest and ethical conduct, including the ethical handling of actual or apparent conflicts of interest between personal and professional relationships;
- (b) Full, fair, accurate, timely and understandable disclosure in the periodic reports required to be filed by the reporting entity;
- (c) Compliance with applicable governmental laws, rules and regulations;
- (d) The prompt internal reporting of violations to an appropriate person or persons identified in the code; and
- (e) Accountability for adherence to the code.
- 9.11 If the response to 9.1 is No, please explain:
- 9.2 Has the code of ethics for senior managers been amended? ..... Yes  No
- 9.21 If the response to 9.2 is Yes, provide information related to amendment(s).  
Non-material updates to existing Code.
- 9.3 Have any provisions of the code of ethics been waived for any of the specified officers? ..... Yes  No
- 9.31 If the response to 9.3 is Yes, provide the nature of any waiver(s).

### FINANCIAL

- 10.1 Does the reporting entity report any amounts due from parent, subsidiaries or affiliates on Page 2 of this statement? ..... Yes  No
- 10.2 If yes, indicate any amounts receivable from parent included in the Page 2 amount: ..... \$ .....0

### INVESTMENT

- 11.1 Were any of the stocks, bonds, or other assets of the reporting entity loaned, placed under option agreement, or otherwise made available for use by another person? (Exclude securities under securities lending agreements.) ..... Yes  No
- 11.2 If yes, give full and complete information relating thereto:
12. Amount of real estate and mortgages held in other invested assets in Schedule BA: ..... \$ .....0
13. Amount of real estate and mortgages held in short-term investments: ..... \$ .....0
- 14.1 Does the reporting entity have any investments in parent, subsidiaries and affiliates? ..... Yes  No
- 14.2 If yes, please complete the following:
- |   | 1<br>Prior Year-End<br>Book/Adjusted<br>Carrying Value | 2<br>Current Quarter<br>Book/Adjusted<br>Carrying Value |
|---|--|---|
| 14.21 Bonds .....   | \$ .....0  | \$ .....0   |
| 14.22 Preferred Stock .....   | \$ .....0  | \$ .....0   |
| 14.23 Common Stock .....  | \$ .....0  | \$ .....0   |
| 14.24 Short-Term Investments .....  | \$ .....0  | \$ .....0   |
| 14.25 Mortgage Loans on Real Estate .....   | \$ .....0  | \$ .....0   |
| 14.26 All Other .....   | \$ .....0  | \$ .....0   |
| 14.27 Total Investment in Parent, Subsidiaries and Affiliates (Subtotal Lines 14.21 to 14.26) ..... | \$ .....0  | \$ .....0   |
| 14.28 Total Investment in Parent included in Lines 14.21 to 14.26 above .....                       | \$ .....0  | \$ .....0   |
- 15.1 Has the reporting entity entered into any hedging transactions reported on Schedule DB? ..... Yes  No
- 15.2 If yes, has a comprehensive description of the hedging program been made available to the domiciliary state? ..... Yes  No
- If no, attach a description with this statement.
16. For the reporting entity's security lending program, state the amount of the following as of the current statement date:
- 16.1 Total fair value of reinvested collateral assets reported on Schedule DL, Parts 1 and 2 ..... \$ .....0
- 16.2 Total book adjusted/carrying value of reinvested collateral assets reported on Schedule DL, Parts 1 and 2 ..... \$ .....0
- 16.3 Total payable for securities lending reported on the liability page. .... \$ .....0

## GENERAL INTERROGATORIES

17. Excluding items in Schedule E - Part 3 - Special Deposits, real estate, mortgage loans and investments held physically in the reporting entity's offices, vaults or safety deposit boxes, were all stocks, bonds and other securities, owned throughout the current year held pursuant to a custodial agreement with a qualified bank or trust company in accordance with Section 1, III - General Examination Considerations, F. Outsourcing of Critical Functions, Custodial or Safekeeping Agreements of the NAIC Financial Condition Examiners Handbook? ..... Yes [ X ] No [ ]
- 17.1 For all agreements that comply with the requirements of the NAIC Financial Condition Examiners Handbook, complete the following:

1 Name of Custodian(s)	2 Custodian Address
Bank of New York Mellon .....	Global Liquidity Services, 1 Wall St, 14th Floor, New York, NY 10286
Northern Trust .....	50 S. LaSalle, Chicago, IL 60675 .....

- 17.2 For all agreements that do not comply with the requirements of the NAIC Financial Condition Examiners Handbook, provide the name, location and a complete explanation:

1 Name(s)	2 Location(s)	3 Complete Explanation(s)

- 17.3 Have there been any changes, including name changes, in the custodian(s) identified in 17.1 during the current quarter? ..... Yes [ ] No [ X ]
- 17.4 If yes, give full information relating thereto:

1 Old Custodian	2 New Custodian	3 Date of Change	4 Reason

- 17.5 Investment management – Identify all investment advisors, investment managers, broker/dealers, including individuals that have the authority to make investment decisions on behalf of the reporting entity. For assets that are managed internally by employees of the reporting entity, note as such. ["...that have access to the investment accounts"; "...handle securities"]

1 Name of Firm or Individual	2 Affiliation
BlackRock Financial Management, Inc. ....	U.....
JPMorgan Investment Management Inc. ....	U.....
Deutsche Investment Management Americas Inc. ....	U.....
Internally Managed .....	I.....

- 17.5097 For those firms/individuals listed in the table for Question 17.5, do any firms/individuals unaffiliated with the reporting entity (i.e. designated with a "U") manage more than 10% of the reporting entity's assets? ..... Yes [ X ] No [ ]

- 17.5098 For firms/individuals unaffiliated with the reporting entity (i.e. designated with a "U") listed in the table for Question 17.5, does the total assets under management aggregate to more than 50% of the reporting entity's assets? ..... Yes [ ] No [ X ]

- 17.6 For those firms or individuals listed in the table for 17.5 with an affiliation code of "A" (affiliated) or "U" (unaffiliated), provide the information for the table below.

1	2	3	4	5
Central Registration Depository Number	Name of Firm or Individual	Legal Entity Identifier (LEI)	Registered With	Investment Management Agreement (IMA) Filed
107105 .....	BlackRock Financial Management, Inc. ....	549300LVXY1VJKE13M84 .....	SEC .....	NO.....
107038 .....	JPMorgan Investment Management Inc. ....	549300W78QHV4XMM6K69 .....	SEC .....	NO.....
104518 .....	Deutsche Investment Management Americas Inc. ....	CZ83K4EEEX8QVCT3B128 .....	SEC .....	NO.....

- 18.1 Have all the filing requirements of the Purposes and Procedures Manual of the NAIC Investment Analysis Office been followed? ..... Yes [ X ] No [ ]
- 18.2 If no, list exceptions:

19. By self-designating 5GI securities, the reporting entity is certifying the following elements for each self-designated 5GI security:
- Documentation necessary to permit a full credit analysis of the security does not exist or an NAIC CRP credit rating for an FE or PL security is not available.
  - Issuer or obligor is current on all contracted interest and principal payments.
  - The insurer has an actual expectation of ultimate payment of all contracted interest and principal.
- Has the reporting entity self-designated 5GI securities? ..... Yes [ ] No [ X ]

20. By self-designating PLGI securities, the reporting entity is certifying the following elements of each self-designated PLGI security:
- The security was purchased prior to January 1, 2018.
  - The reporting entity is holding capital commensurate with the NAIC Designation reported for the security.
  - The NAIC Designation was derived from the credit rating assigned by an NAIC CRP in its legal capacity as a NRSRO which is shown on a current private letter rating held by the insurer and available for examination by state insurance regulators.
  - The reporting entity is not permitted to share this credit rating of the PL security with the SVO.
- Has the reporting entity self-designated PLGI securities? ..... Yes [ ] No [ X ]

## GENERAL INTERROGATORIES

### PART 2 - HEALTH

1. Operating Percentages:
- 1.1 A&H loss percent .....81.9 %
  - 1.2 A&H cost containment percent .....2.3 %
  - 1.3 A&H expense percent excluding cost containment expenses .....8.8 %
- 2.1 Do you act as a custodian for health savings accounts? ..... Yes [ ] No [ X ]
- 2.2 If yes, please provide the amount of custodial funds held as of the reporting date .....\$.....0
- 2.3 Do you act as an administrator for health savings accounts? ..... Yes [ ] No [ X ]
- 2.4 If yes, please provide the balance of the funds administered as of the reporting date .....\$.....0
3. Is the reporting entity licensed or chartered, registered, qualified, eligible or writing business in at least two states? ..... Yes [ X ] No [ ]
- 3.1 If no, does the reporting entity assume reinsurance business that covers risks residing in at least one state other than the state of domicile of the reporting entity? ..... Yes [ ] No [ ]

**SCHEDULE S - CEDED REINSURANCE**

Showing All New Reinsurance Treaties - Current Year to Date

1 NAIC Company Code	2 ID Number	3 Effective Date	4 Name of Reinsurer	5 Domiciliary Jurisdiction	6 Type of Reinsurance Ceded	7 Type of Reinsurer	8 Certified Reinsurer Rating (1 through 6)	9 Effective Date of Certified Reinsurer Rating
<b>NONE</b>								

**SCHEDULE T - PREMIUMS AND OTHER CONSIDERATIONS**

Current Year to Date - Allocated by States and Territories

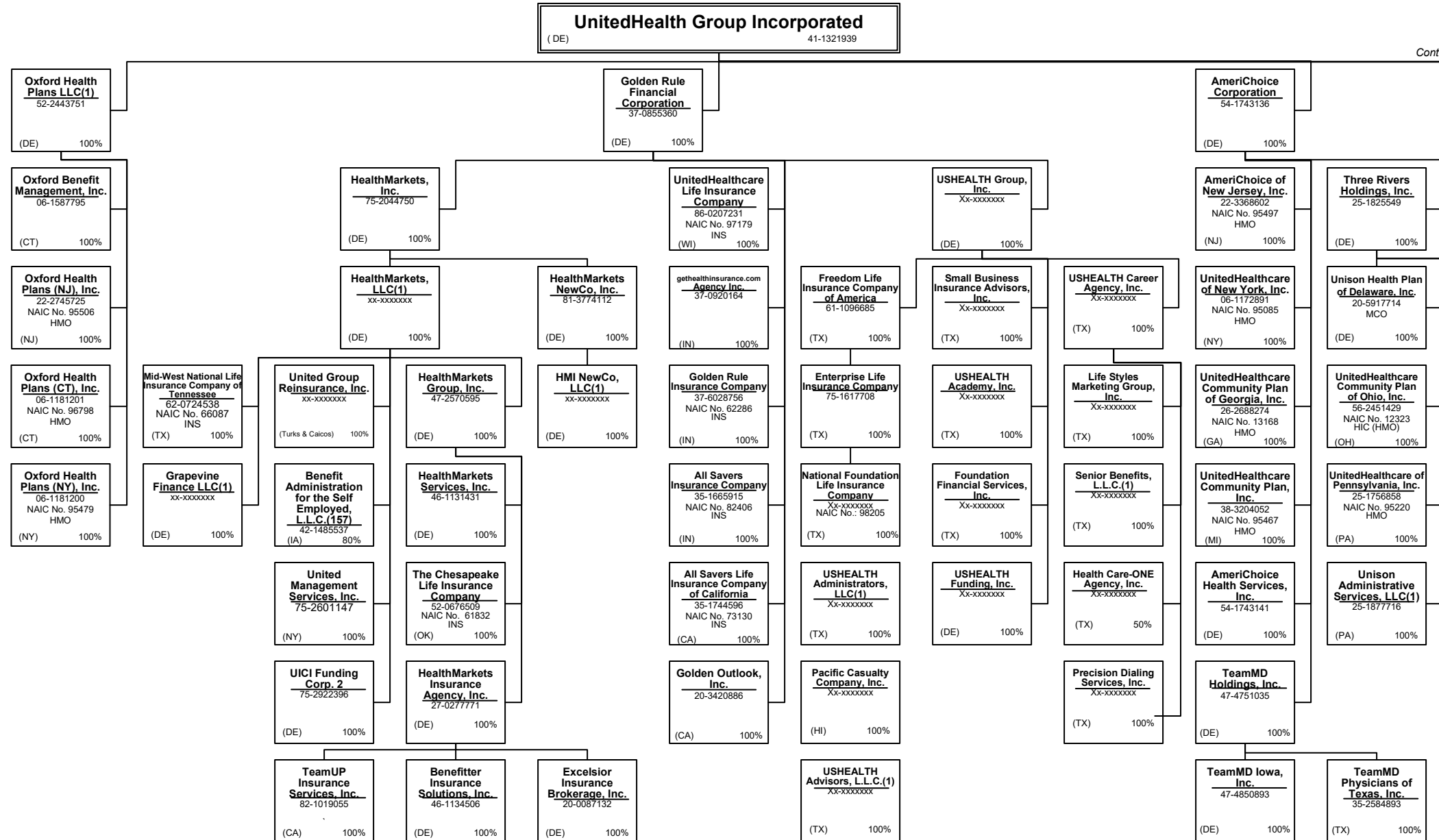
1	Direct Business Only								
	2	3	4	5	6	7	8	9	
States, etc.	Active Status (a)	Accident and Health Premiums	Medicare Title XVIII	Medicaid Title XIX	Federal Employees Health Benefits Program Premiums	Life and Annuity Premiums & Other Considerations	Property/Casualty Premiums	Total Columns 2 Through 7	Deposit-Type Contracts
1. Alabama	AL	N	0	0	0	0	0	0	0
2. Alaska	AK	N	0	0	0	0	0	0	0
3. Arizona	AZ	L	0	135,269,098	0	0	0	135,269,098	0
4. Arkansas	AR	N	0	0	0	0	0	0	0
5. California	CA	N	0	0	0	0	0	0	0
6. Colorado	CO	N	0	0	0	0	0	0	0
7. Connecticut	CT	N	0	0	0	0	0	0	0
8. Delaware	DE	N	0	0	0	0	0	0	0
9. District of Columbia	DC	N	0	0	0	0	0	0	0
10. Florida	FL	N	0	0	0	0	0	0	0
11. Georgia	GA	N	0	0	0	0	0	0	0
12. Hawaii	HI	N	0	0	0	0	0	0	0
13. Idaho	ID	N	0	0	0	0	0	0	0
14. Illinois	IL	L	0	75,772,488	0	0	0	75,772,488	0
15. Indiana	IN	N	0	0	0	0	0	0	0
16. Iowa	IA	L	0	186,787,327	0	0	0	186,787,327	0
17. Kansas	KS	N	0	0	0	0	0	0	0
18. Kentucky	KY	L	0	44,291,246	0	0	0	44,291,246	0
19. Louisiana	LA	N	0	0	0	0	0	0	0
20. Maine	ME	N	0	0	0	0	0	0	0
21. Maryland	MD	N	0	0	0	0	0	0	0
22. Massachusetts	MA	N	0	0	0	0	0	0	0
23. Michigan	MI	N	0	0	0	0	0	0	0
24. Minnesota	MN	N	0	0	0	0	0	0	0
25. Mississippi	MS	N	0	0	0	0	0	0	0
26. Missouri	MO	N	0	0	0	0	0	0	0
27. Montana	MT	N	0	0	0	0	0	0	0
28. Nebraska	NE	N	0	0	0	0	0	0	0
29. Nevada	NV	N	0	0	0	0	0	0	0
30. New Hampshire	NH	N	0	0	0	0	0	0	0
31. New Jersey	NJ	N	0	0	0	0	0	0	0
32. New Mexico	NM	N	0	0	0	0	0	0	0
33. New York	NY	N	0	0	0	0	0	0	0
34. North Carolina	NC	L	0	1,463,938,411	0	0	0	1,463,938,411	0
35. North Dakota	ND	N	0	0	0	0	0	0	0
36. Ohio	OH	L	0	1,072,790,103	0	0	0	1,072,790,103	0
37. Oklahoma	OK	N	0	0	0	0	0	0	0
38. Oregon	OR	N	0	0	0	0	0	0	0
39. Pennsylvania	PA	N	0	0	0	0	0	0	0
40. Rhode Island	RI	N	0	0	0	0	0	0	0
41. South Carolina	SC	N	0	0	0	0	0	0	0
42. South Dakota	SD	N	0	0	0	0	0	0	0
43. Tennessee	TN	L	0	505,869,564	0	0	0	505,869,564	0
44. Texas	TX	N	0	0	0	0	0	0	0
45. Utah	UT	N	0	0	0	0	0	0	0
46. Vermont	VT	N	0	0	0	0	0	0	0
47. Virginia	VA	L	0	337,504,492	0	0	0	337,504,492	0
48. Washington	WA	N	0	0	0	0	0	0	0
49. West Virginia	WV	N	0	0	0	0	0	0	0
50. Wisconsin	WI	L	78,595,659	1,204,406,799	333,526,232	0	0	1,616,528,690	0
51. Wyoming	WY	N	0	0	0	0	0	0	0
52. American Samoa	AS	N	0	0	0	0	0	0	0
53. Guam	GU	N	0	0	0	0	0	0	0
54. Puerto Rico	PR	N	0	0	0	0	0	0	0
55. U.S. Virgin Islands	VI	N	0	0	0	0	0	0	0
56. Northern Mariana Islands	MP	N	0	0	0	0	0	0	0
57. Canada	CAN	N	0	0	0	0	0	0	0
58. Aggregate Other Aliens	OT	XXX	0	0	0	0	0	0	0
59. Subtotal	XXX	78,595,659	5,026,629,528	333,526,232	0	0	0	5,438,751,419	0
60. Reporting Entity Contributions for Employee Benefit Plans	XXX	0	0	0	0	0	0	0	0
61. Totals (Direct Business)	XXX	78,595,659	5,026,629,528	333,526,232	0	0	0	5,438,751,419	0
DETAILS OF WRITE-INS									
58001.	XXX								
58002.	XXX								
58003.	XXX								
58998. Summary of remaining write-ins for Line 58 from overflow page	XXX	0	0	0	0	0	0	0	0
58999. Totals (Lines 58001 through 58003 plus 58998)(Line 58 above)	XXX	0	0	0	0	0	0	0	0

(a) Active Status Counts:

- L - Licensed or Chartered - Licensed Insurance carrier or domiciled RRG..... 9
- E - Eligible - Reporting entities eligible or approved to write surplus lines in the state..... 0
- N - None of the above - Not allowed to write business in the state..... 48
- R - Registered - Non-domiciled RRGs..... 0
- Q - Qualified - Qualified or accredited reinsurer..... 0

Premiums are allocated by state based on geographic market.

**SCHEDULE Y – INFORMATION CONCERNING ACTIVITIES OF INSURER MEMBERS OF A HOLDING COMPANY GROUP**  
**PART 1 – ORGANIZATIONAL CHART**



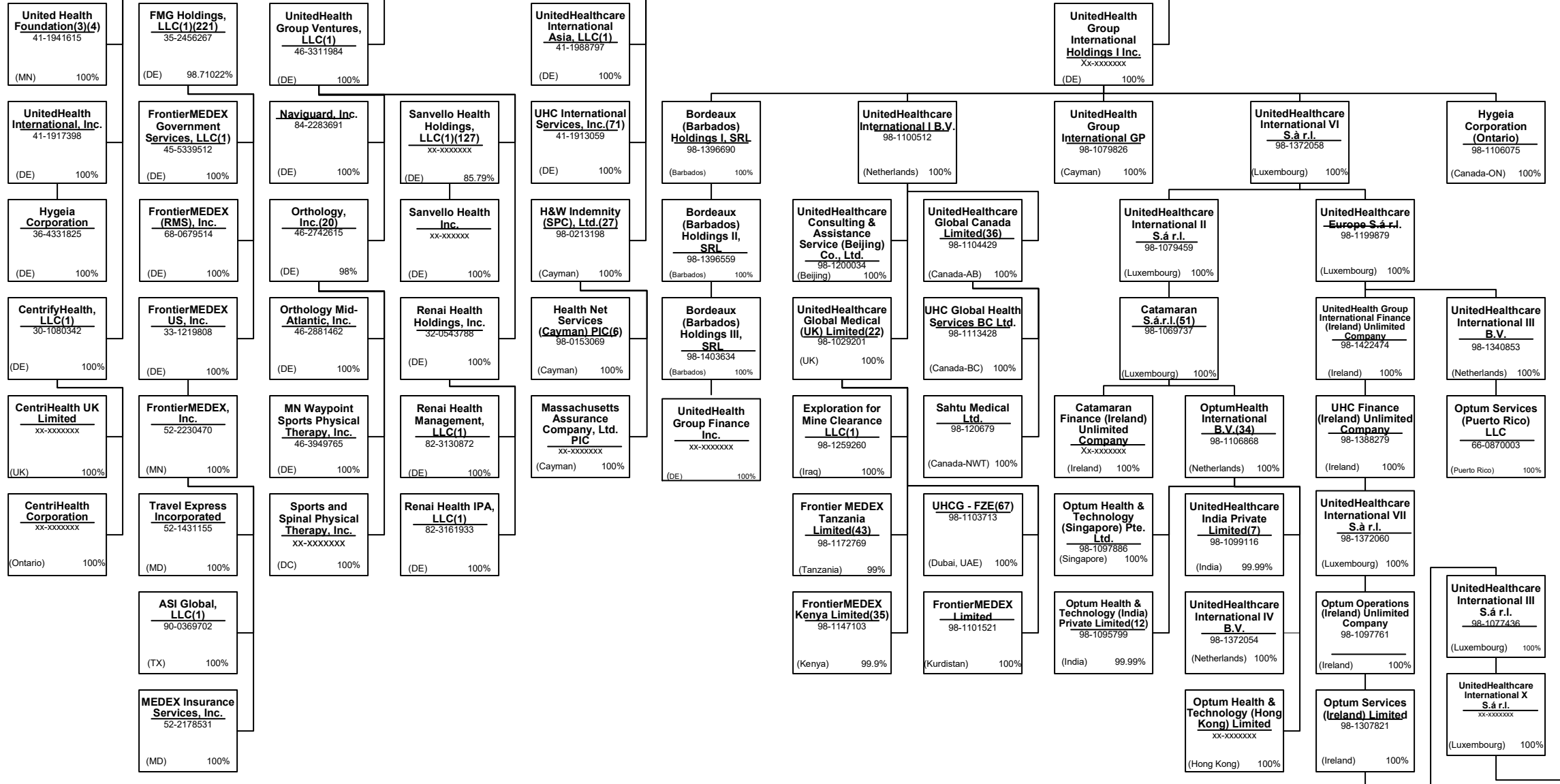
Continued on Next Page

**SCHEDULE Y – INFORMATION CONCERNING ACTIVITIES OF INSURER MEMBERS OF A HOLDING COMPANY GROUP**  
**PART 1 – ORGANIZATIONAL CHART**

**UnitedHealth Group Incorporated**  
 (DE) 41-1321939

Continued from Previous Page

Continued on Next Page

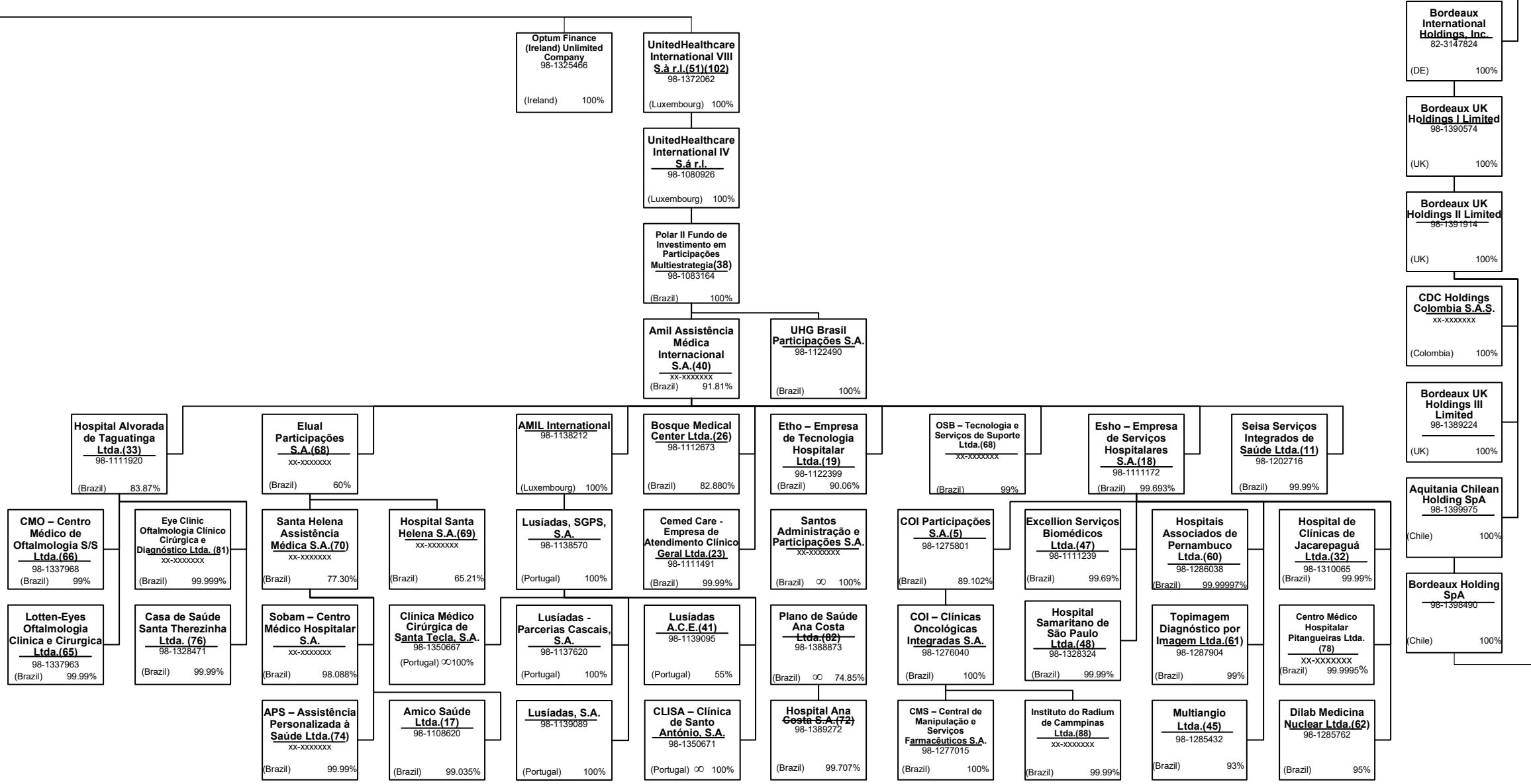


**SCHEDULE Y – INFORMATION CONCERNING ACTIVITIES OF INSURER MEMBERS OF A HOLDING COMPANY GROUP**  
**PART 1 – ORGANIZATIONAL CHART**

**UnitedHealth Group Incorporated**  
 ( DE ) 41-1321939

Continued from Previous Page

Continued on Next Page





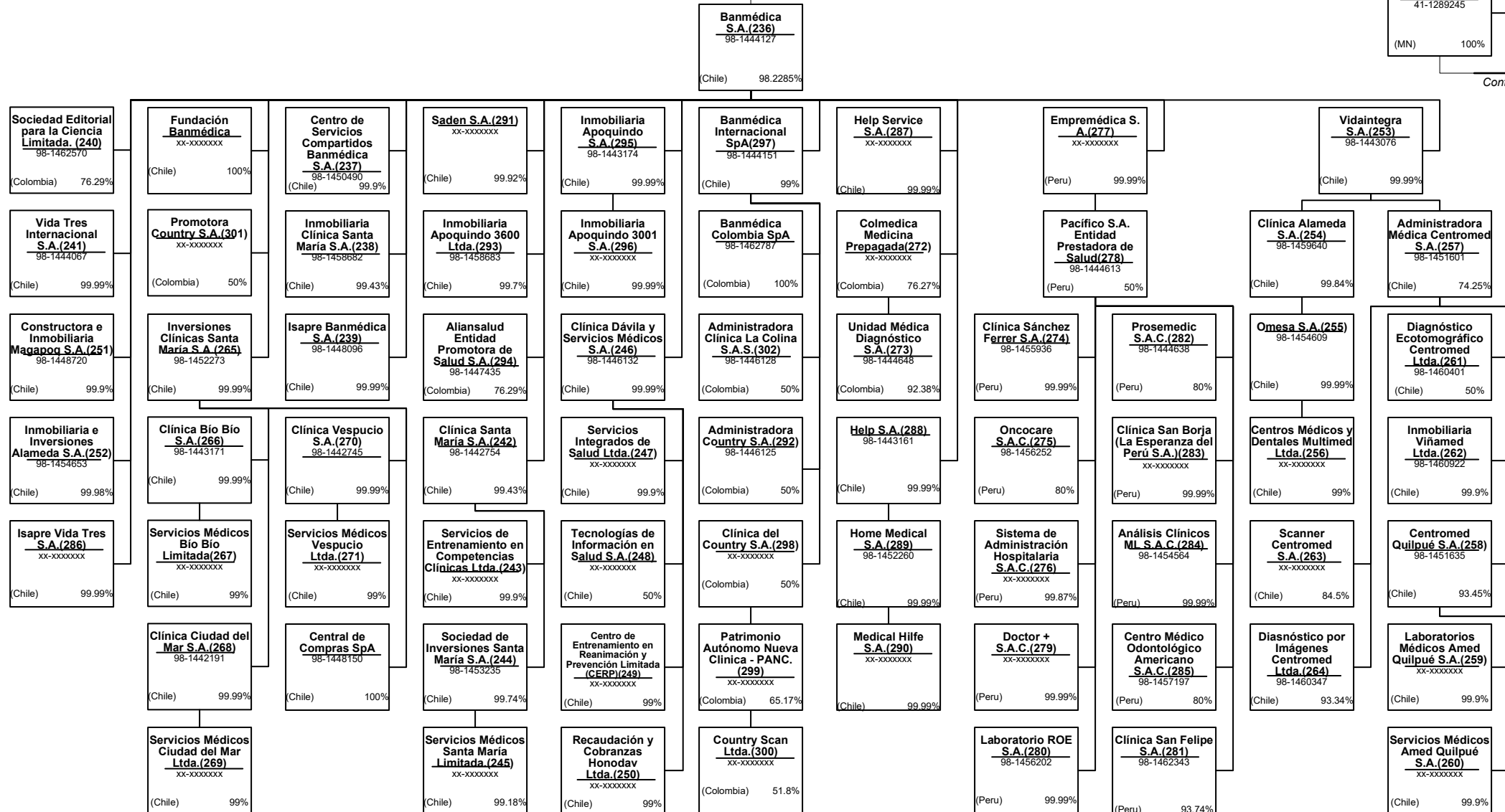
**SCHEDULE Y – INFORMATION CONCERNING ACTIVITIES OF INSURER MEMBERS OF A HOLDING COMPANY GROUP**  
**PART 1 – ORGANIZATIONAL CHART**

**UnitedHealth Group Incorporated**  
 (DE) 41-1321939

Continued from Previous Page

**United HealthCare Services, Inc.**  
 41-1289245  
 (MN) 100%

Continued on Next Page




**SCHEDULE Y – INFORMATION CONCERNING ACTIVITIES OF INSURER MEMBERS OF A HOLDING COMPANY GROUP**  
**PART 1 – ORGANIZATIONAL CHART**

**United HealthCare Services, Inc.**  
 (MN) 41-1289245 100%

Continued from Previous Page

Continued on Next Page

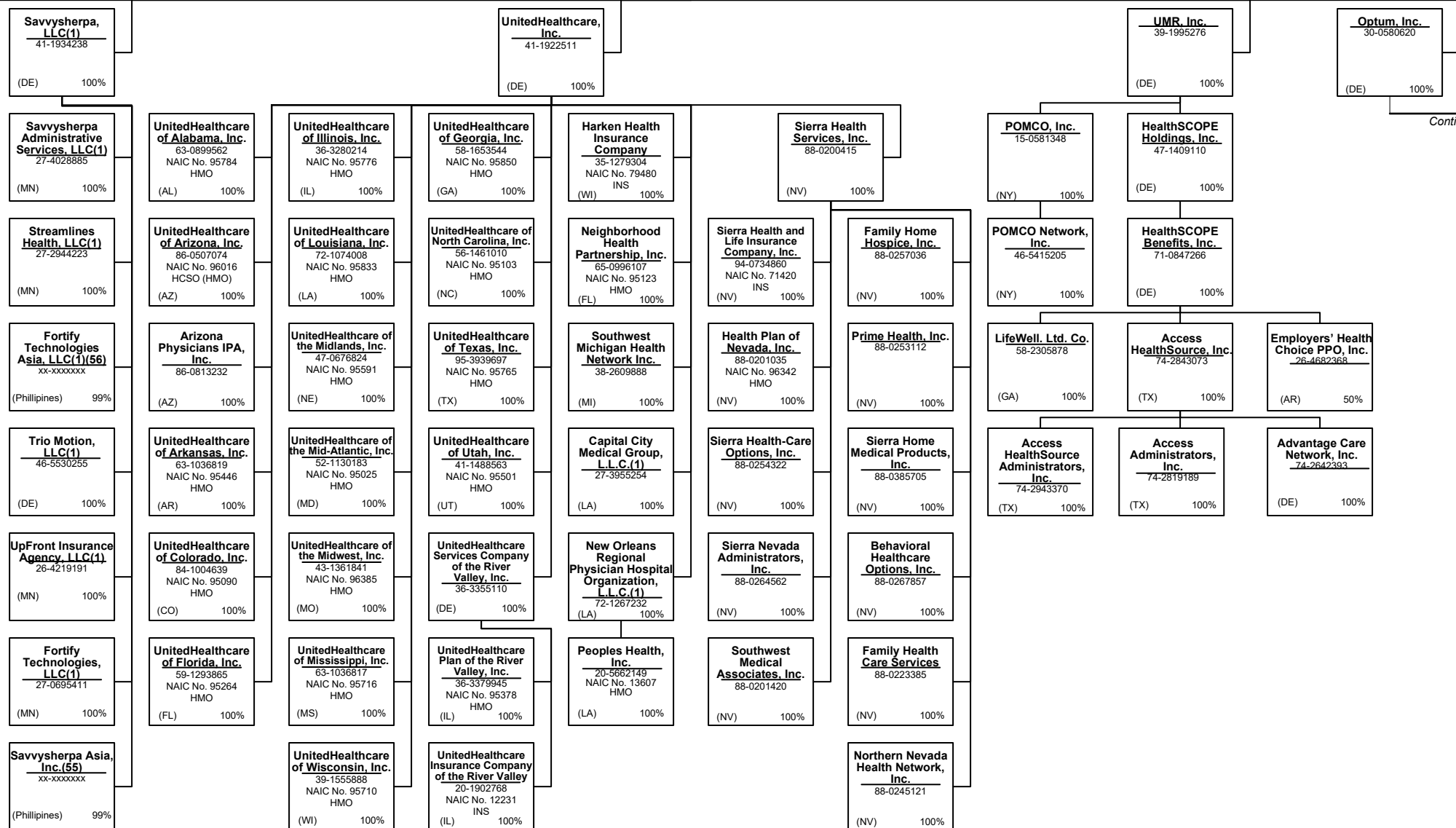


15.4

**SCHEDULE Y – INFORMATION CONCERNING ACTIVITIES OF INSURER MEMBERS OF A HOLDING COMPANY GROUP**  
**PART 1 – ORGANIZATIONAL CHART**

**United HealthCare Services, Inc.**  
(MN) 41-1289245 100%

Continued from Previous Page

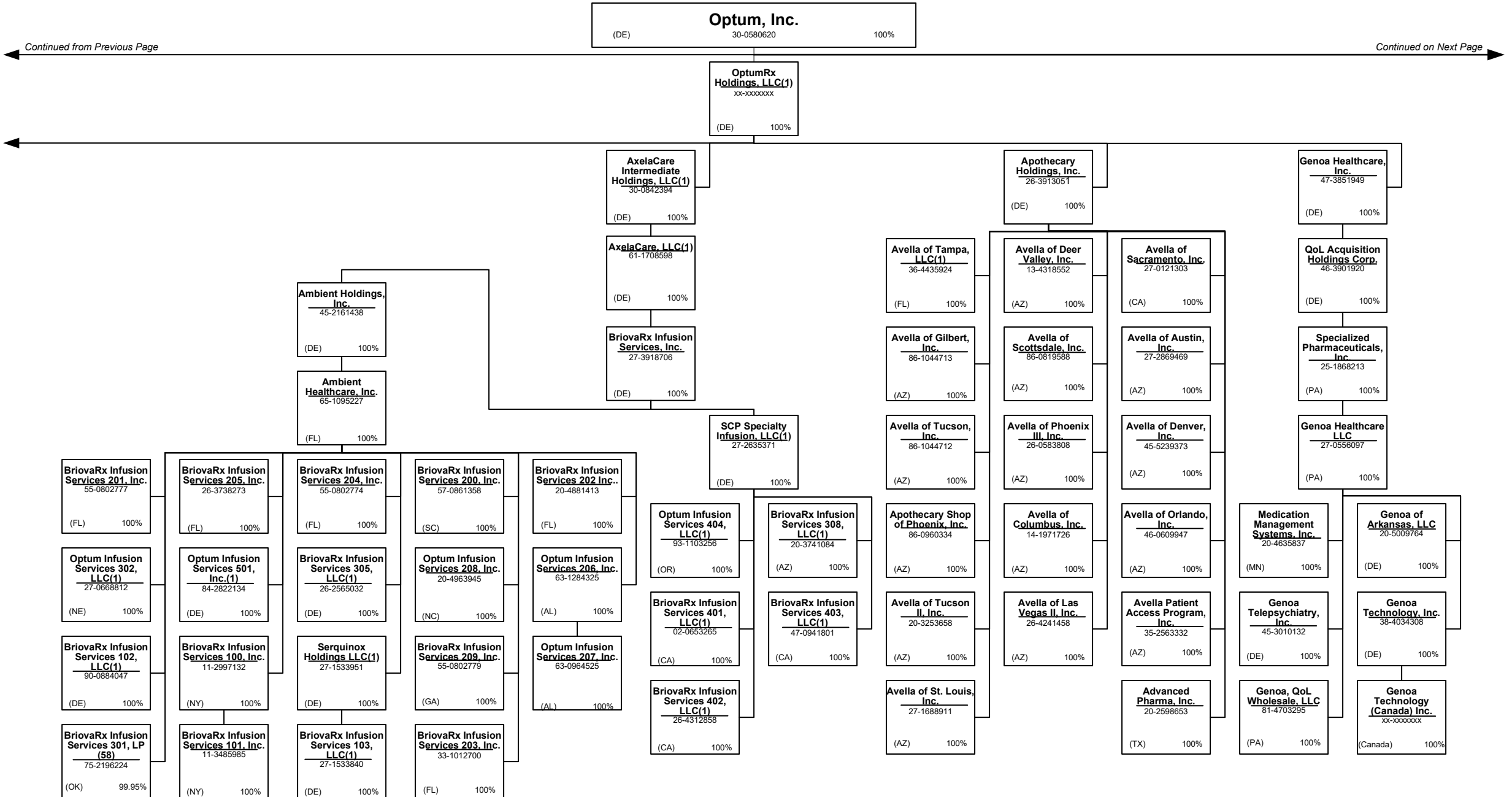


Continued on Next Page

15.5



**SCHEDULE Y – INFORMATION CONCERNING ACTIVITIES OF INSURER MEMBERS OF A HOLDING COMPANY GROUP**  
**PART 1 – ORGANIZATIONAL CHART**

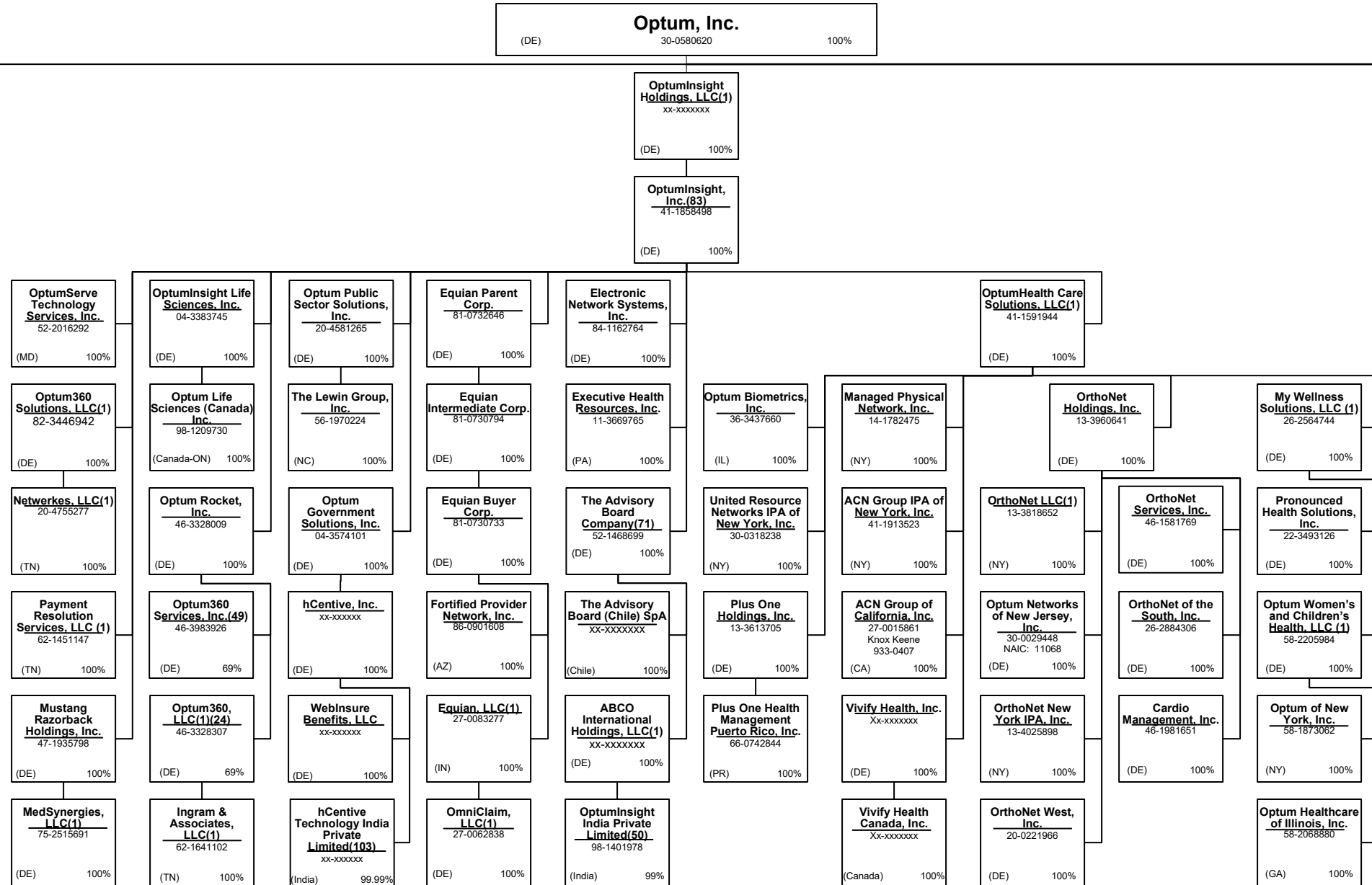


15.7

**SCHEDULE Y – INFORMATION CONCERNING ACTIVITIES OF INSURER MEMBERS OF A HOLDING COMPANY GROUP**  
**PART 1 – ORGANIZATIONAL CHART**

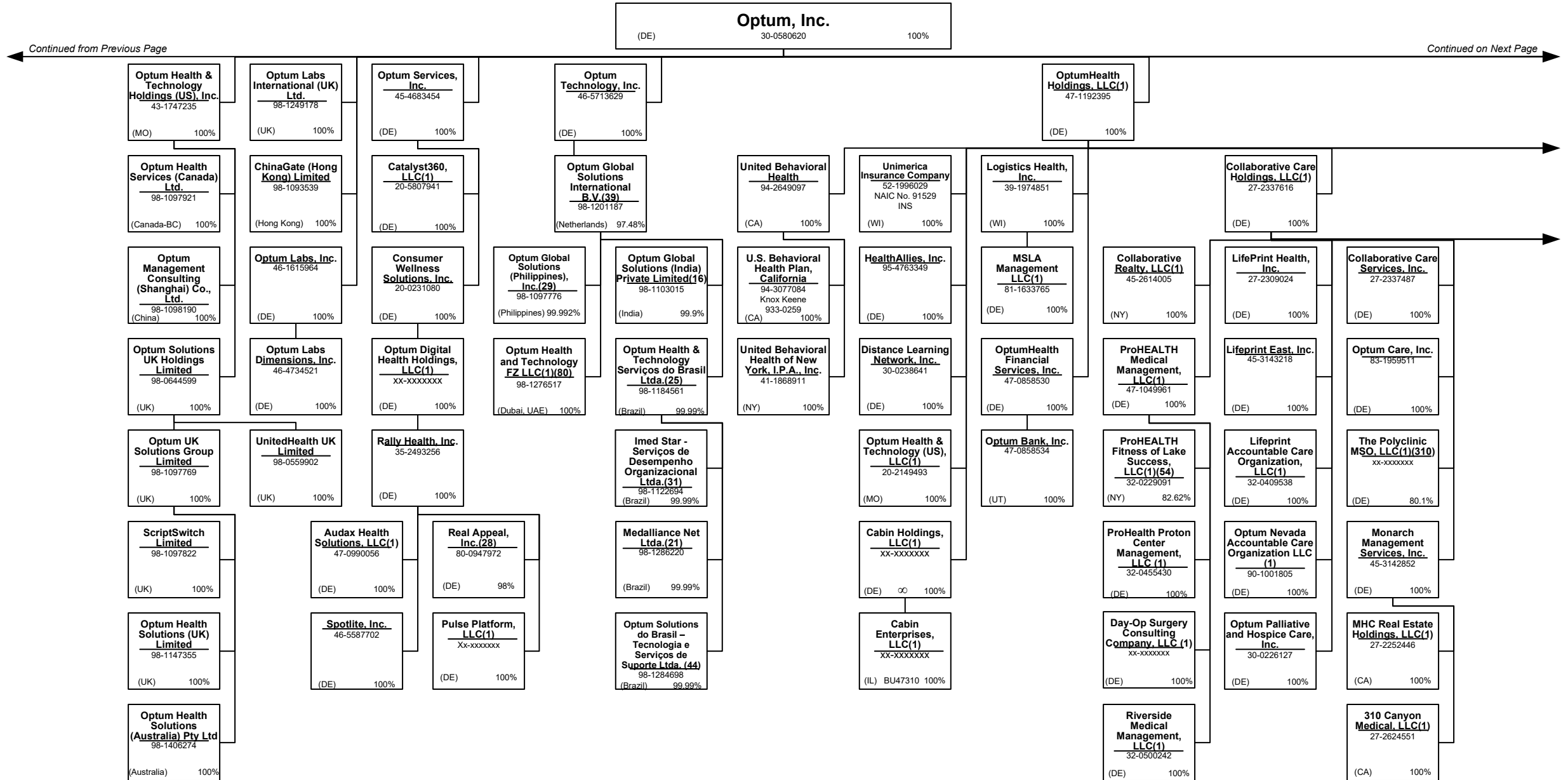
Continued from Previous Page

Continued on Next Page



15.8

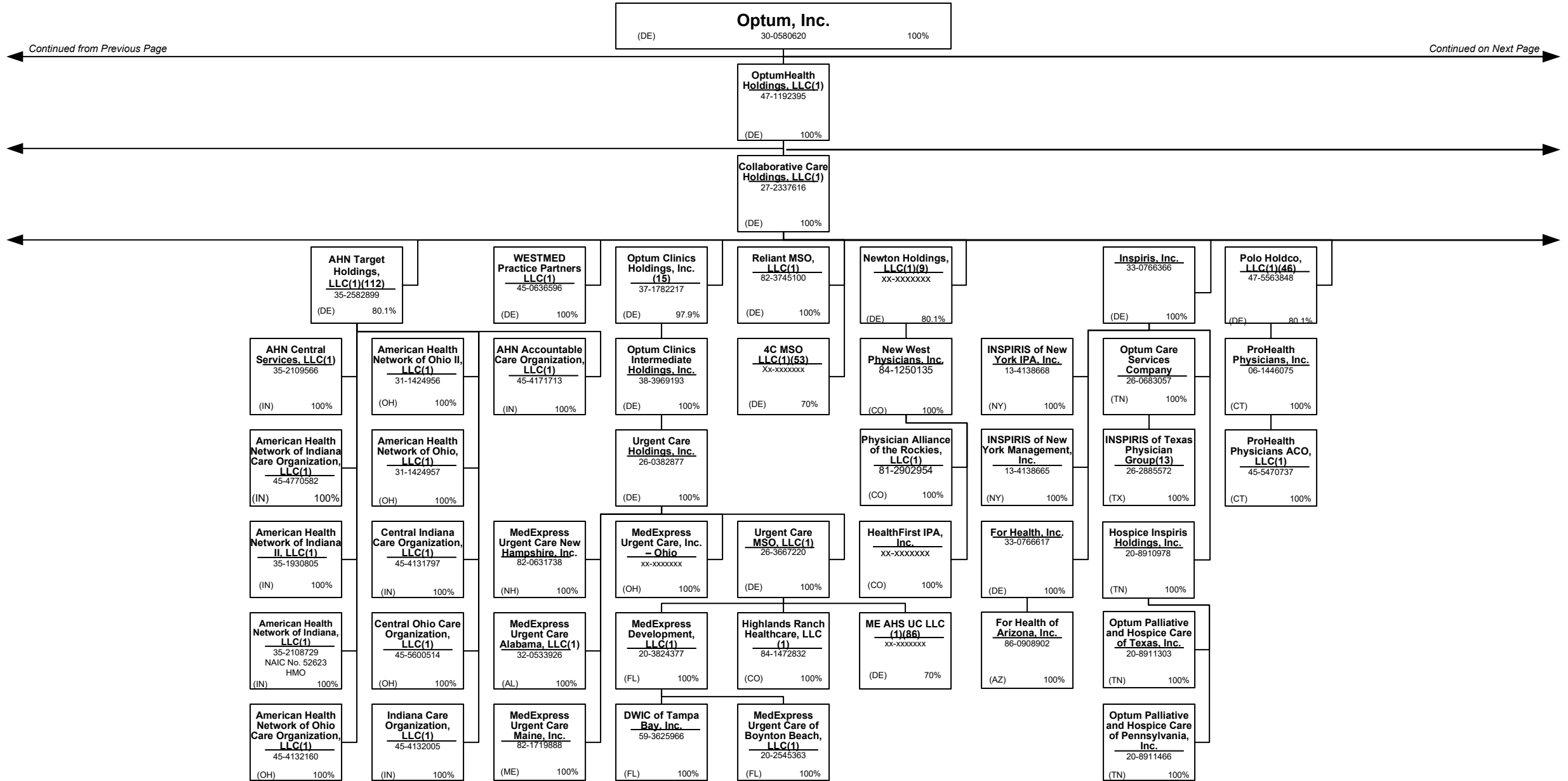
**SCHEDULE Y – INFORMATION CONCERNING ACTIVITIES OF INSURER MEMBERS OF A HOLDING COMPANY GROUP**  
**PART 1 – ORGANIZATIONAL CHART**



Continued from Previous Page

Continued on Next Page

**SCHEDULE Y – INFORMATION CONCERNING ACTIVITIES OF INSURER MEMBERS OF A HOLDING COMPANY GROUP**  
**PART 1 – ORGANIZATIONAL CHART**



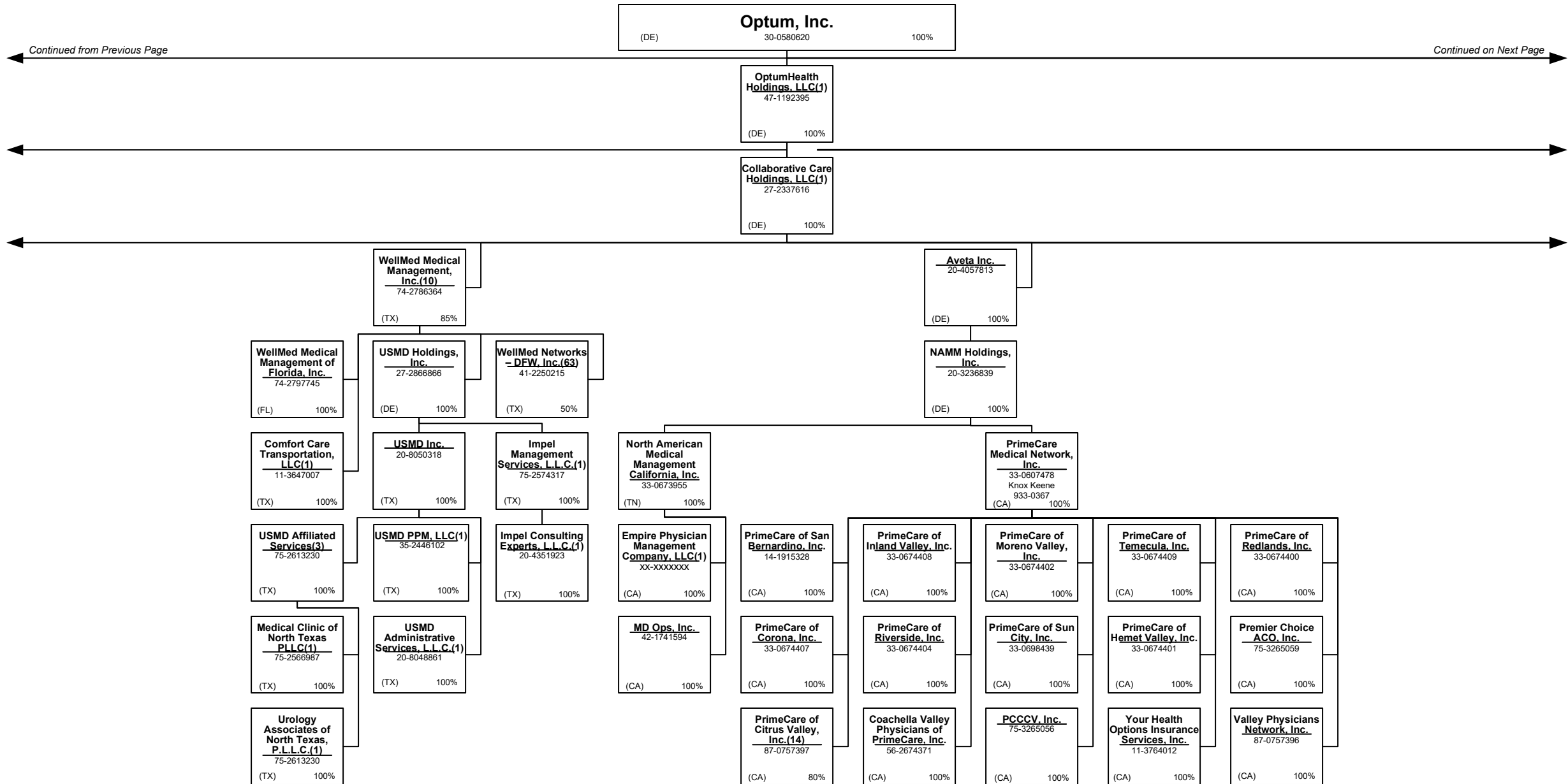
15.10

Continued from Previous Page

Continued on Next Page



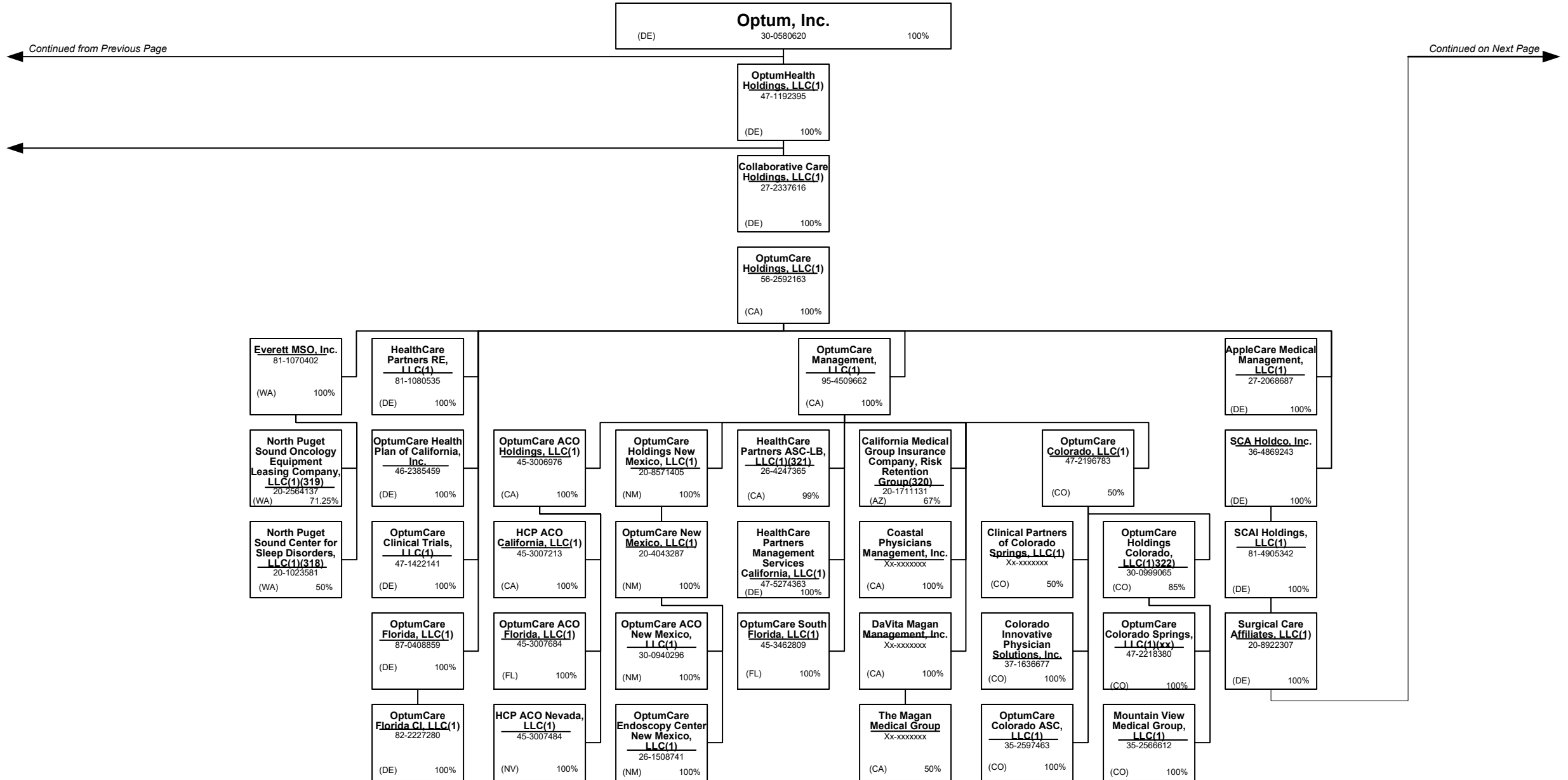
**SCHEDULE Y – INFORMATION CONCERNING ACTIVITIES OF INSURER MEMBERS OF A HOLDING COMPANY GROUP**  
**PART 1 – ORGANIZATIONAL CHART**



Continued from Previous Page

Continued on Next Page

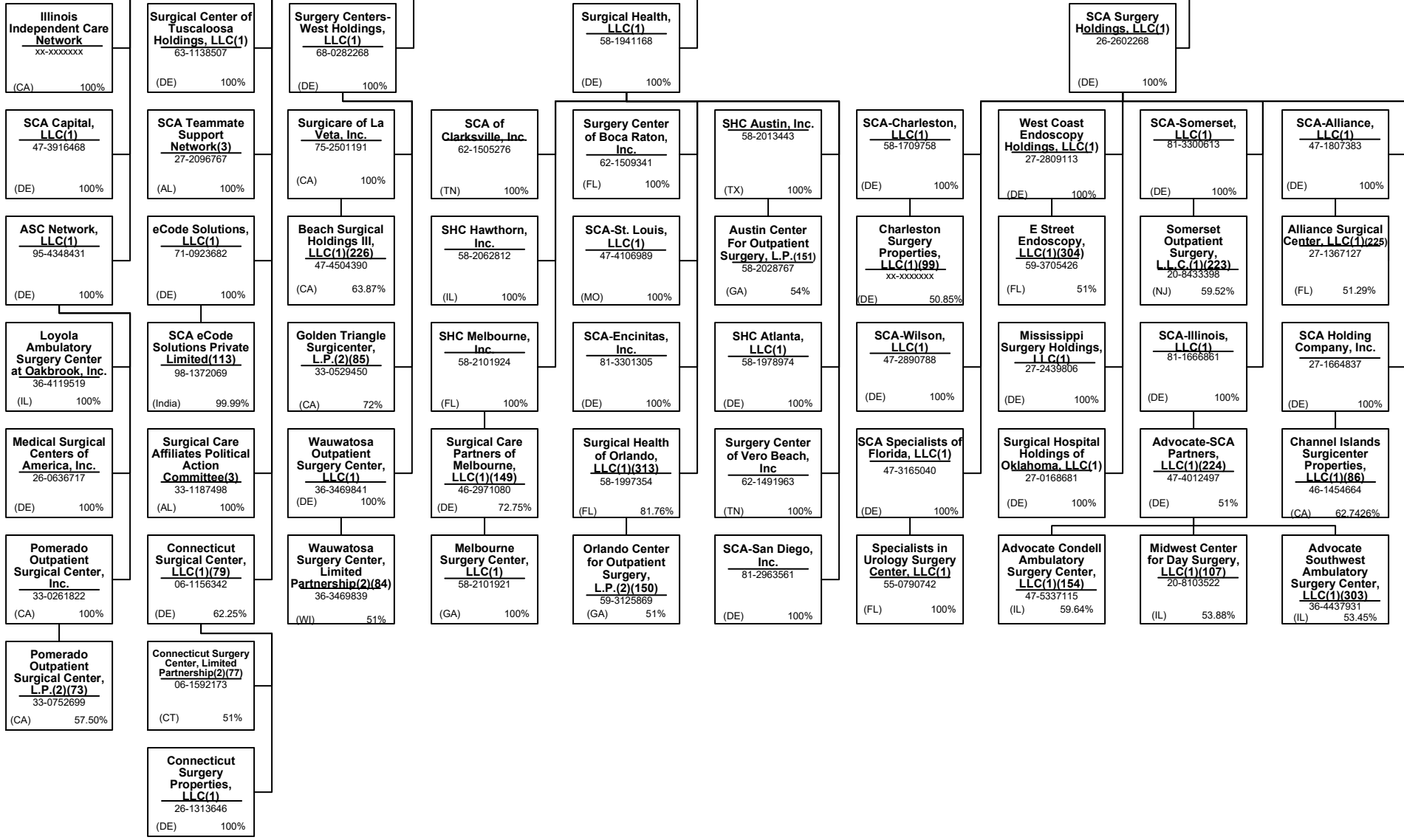
**SCHEDULE Y – INFORMATION CONCERNING ACTIVITIES OF INSURER MEMBERS OF A HOLDING COMPANY GROUP**  
**PART 1 – ORGANIZATIONAL CHART**



**SCHEDULE Y – INFORMATION CONCERNING ACTIVITIES OF INSURER MEMBERS OF A HOLDING COMPANY GROUP**  
**PART 1 – ORGANIZATIONAL CHART**

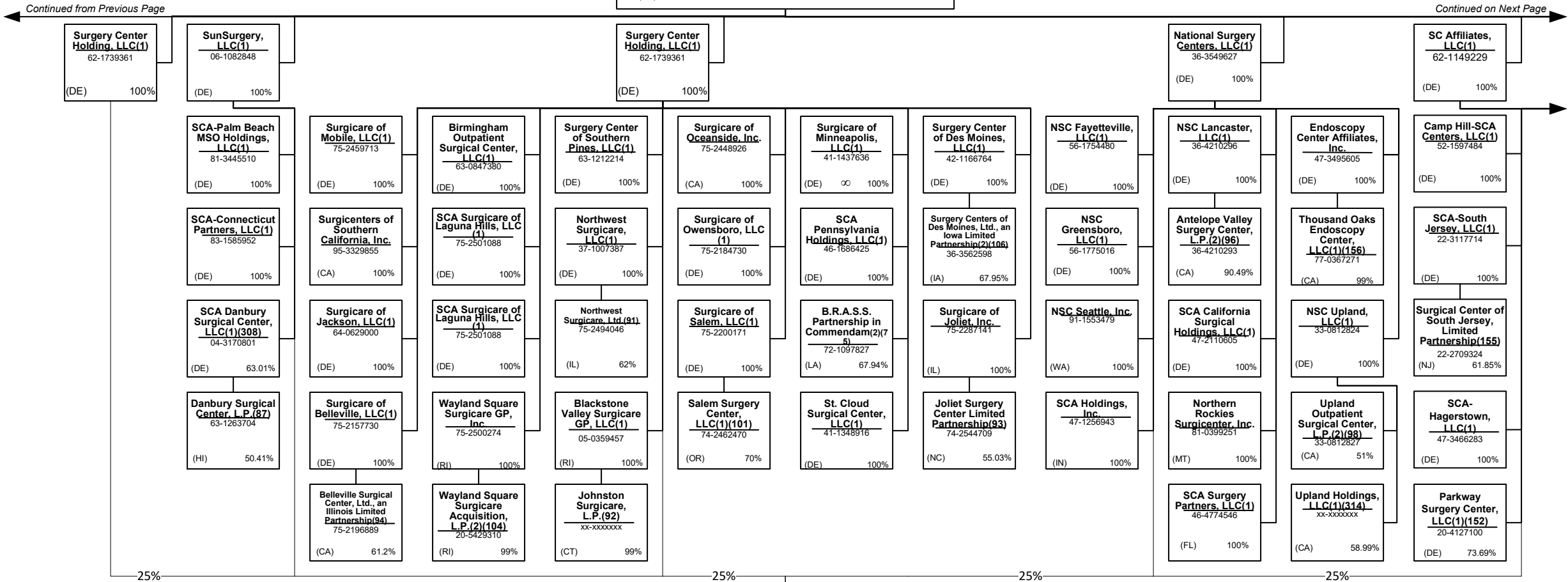
**Surgical Care Affiliates, LLC (1)**  
 (DE) 20-8922307 100%

Continued from Previous Page Continued on Next Page




**SCHEDULE Y – INFORMATION CONCERNING ACTIVITIES OF INSURER MEMBERS OF A HOLDING COMPANY GROUP**  
**PART 1 – ORGANIZATIONAL CHART**

**Surgical Care Affiliates, LLC (1)**  
 (DE) 20-8922307 100%



15.14




**SCHEDULE Y – INFORMATION CONCERNING ACTIVITIES OF INSURER MEMBERS OF A HOLDING COMPANY GROUP**  
**PART 1 – ORGANIZATIONAL CHART**

**Surgical Care Affiliates, LLC (1)**  
 (DE) 20-8922307 100%

**SC Affiliates, LLC(1)**  
 62-1149229  
 (DE) 100%

Continued from Previous Page

Continued on Next Page




**SCHEDULE Y – INFORMATION CONCERNING ACTIVITIES OF INSURER MEMBERS OF A HOLDING COMPANY GROUP**  
**PART 1 – ORGANIZATIONAL CHART**

**Surgical Care Affiliates, LLC (1)**  
 (DE) 20-8922307 100%

Continued from Previous Page

Continued on Next Page

**SC Affiliates, LLC(1)**  
 62-1149229  
 (DE) 100%



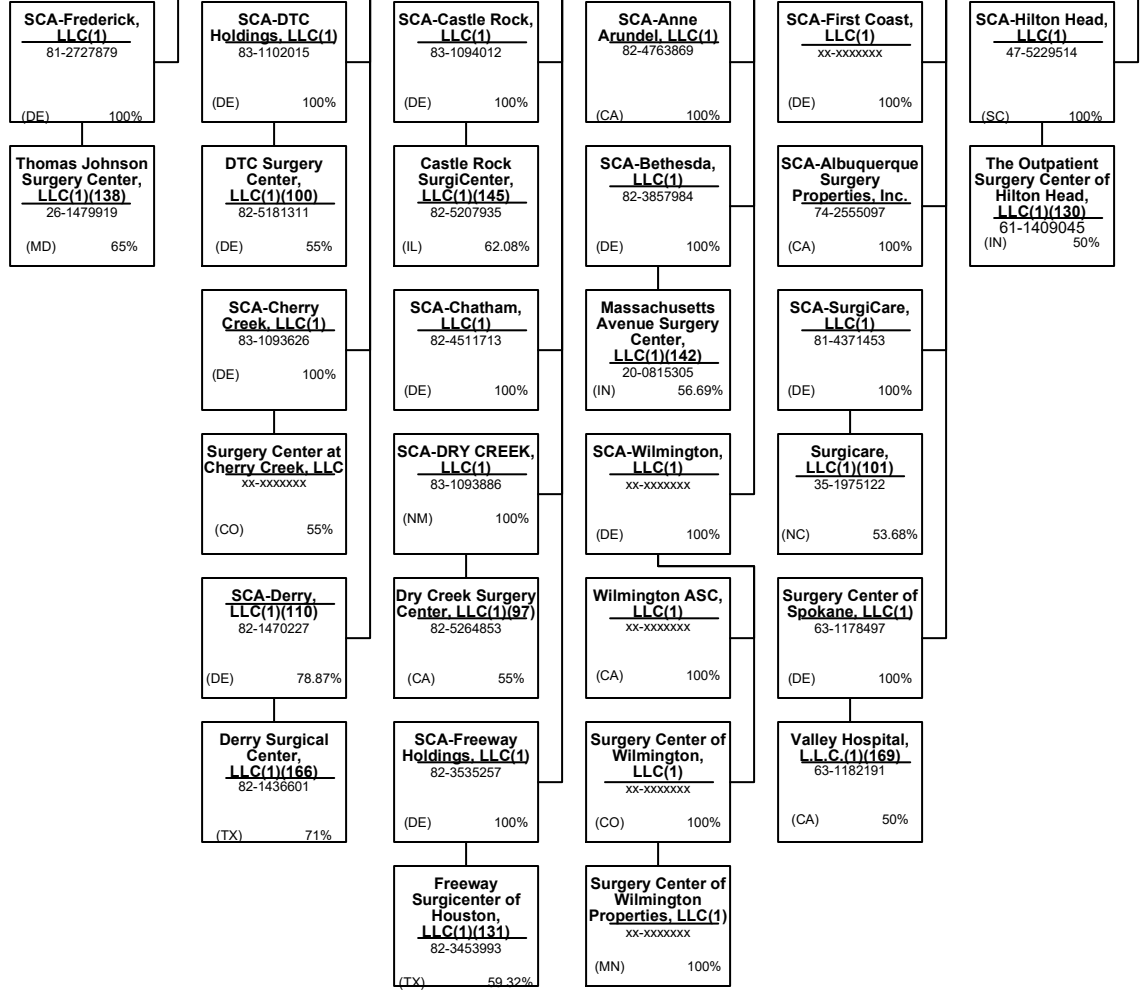
**SCHEDULE Y – INFORMATION CONCERNING ACTIVITIES OF INSURER MEMBERS OF A HOLDING COMPANY GROUP**  
**PART 1 – ORGANIZATIONAL CHART**

**Surgical Care Affiliates, LLC (1)**  
 (DE) 20-8922307 100%

Continued from Previous Page

Continued on Next Page

**SC Affiliates, LLC(1)**  
 62-1149229  
 (DE) 100%



**SCHEDULE Y – INFORMATION CONCERNING ACTIVITIES OF INSURER MEMBERS OF A HOLDING COMPANY GROUP**

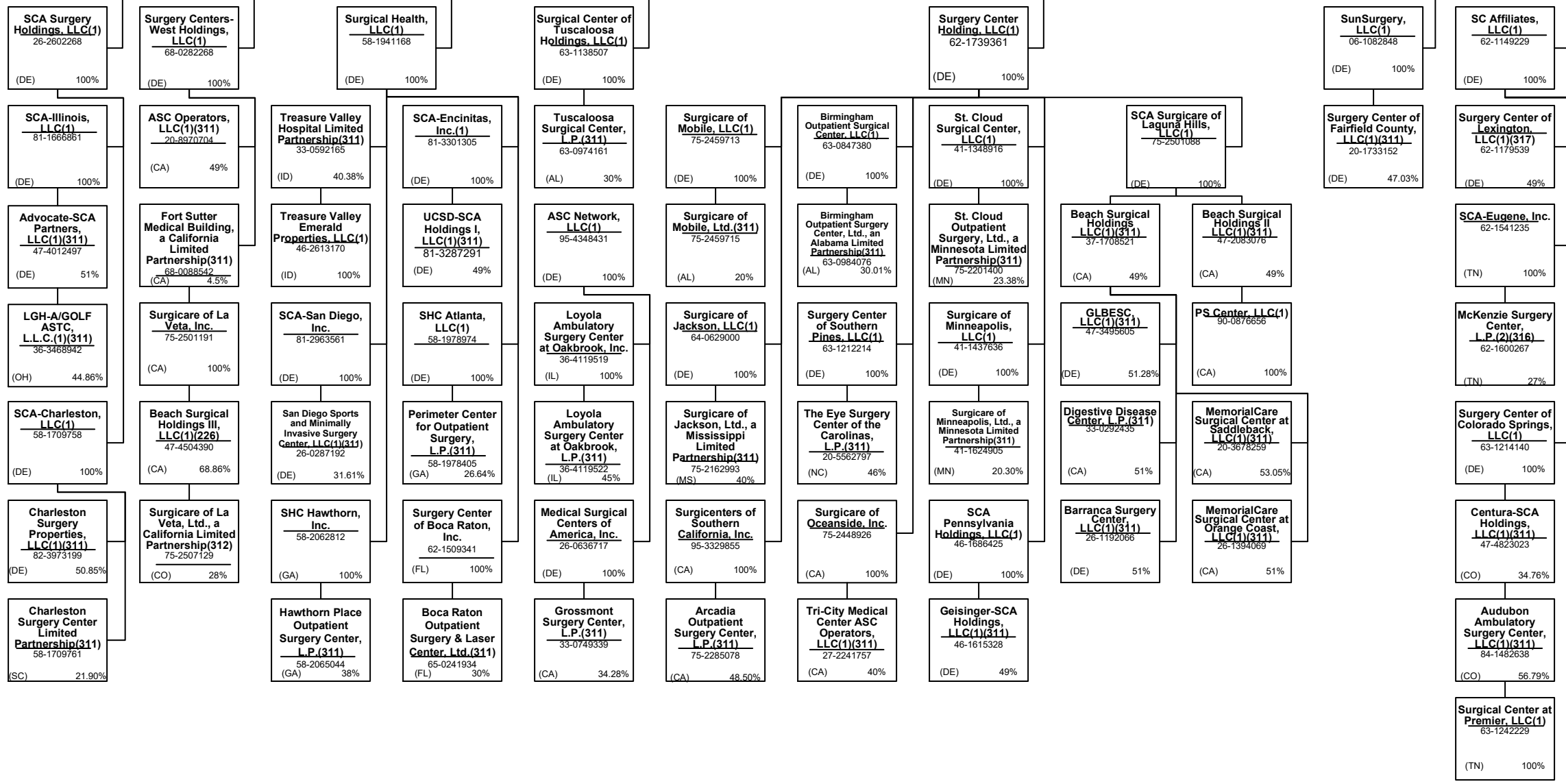
**PART 1 – ORGANIZATIONAL CHART**

NOTE: All Companies below are minority owned entities of Surgical Care Affiliates, LLC.



Continued from Previous Page

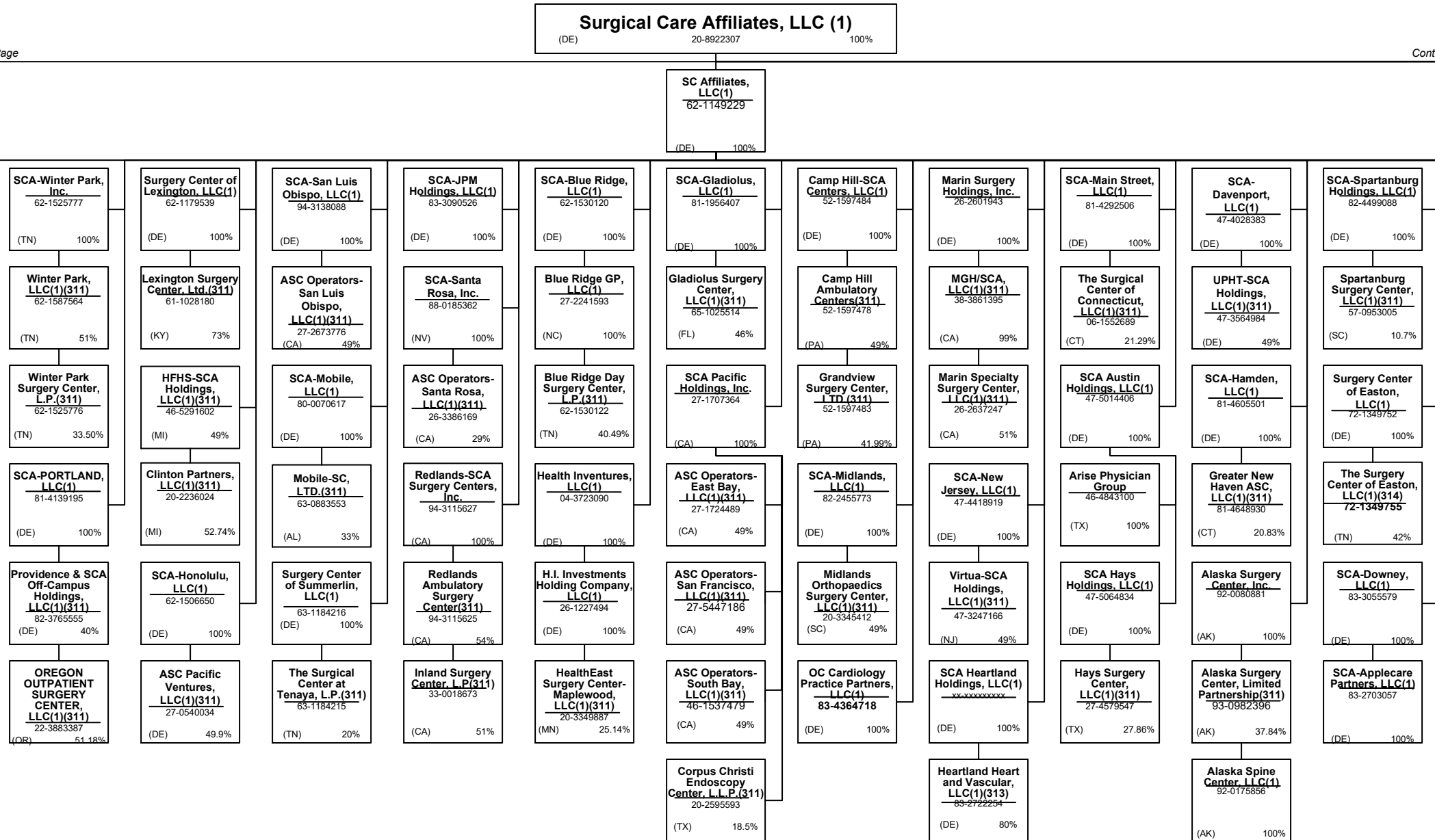
Continued on Next Page





**SCHEDULE Y – INFORMATION CONCERNING ACTIVITIES OF INSURER MEMBERS OF A HOLDING COMPANY GROUP**  
**PART 1 – ORGANIZATIONAL CHART**

NOTE: All Companies below are minority owned entities of Surgical Care Affiliates, LLC.

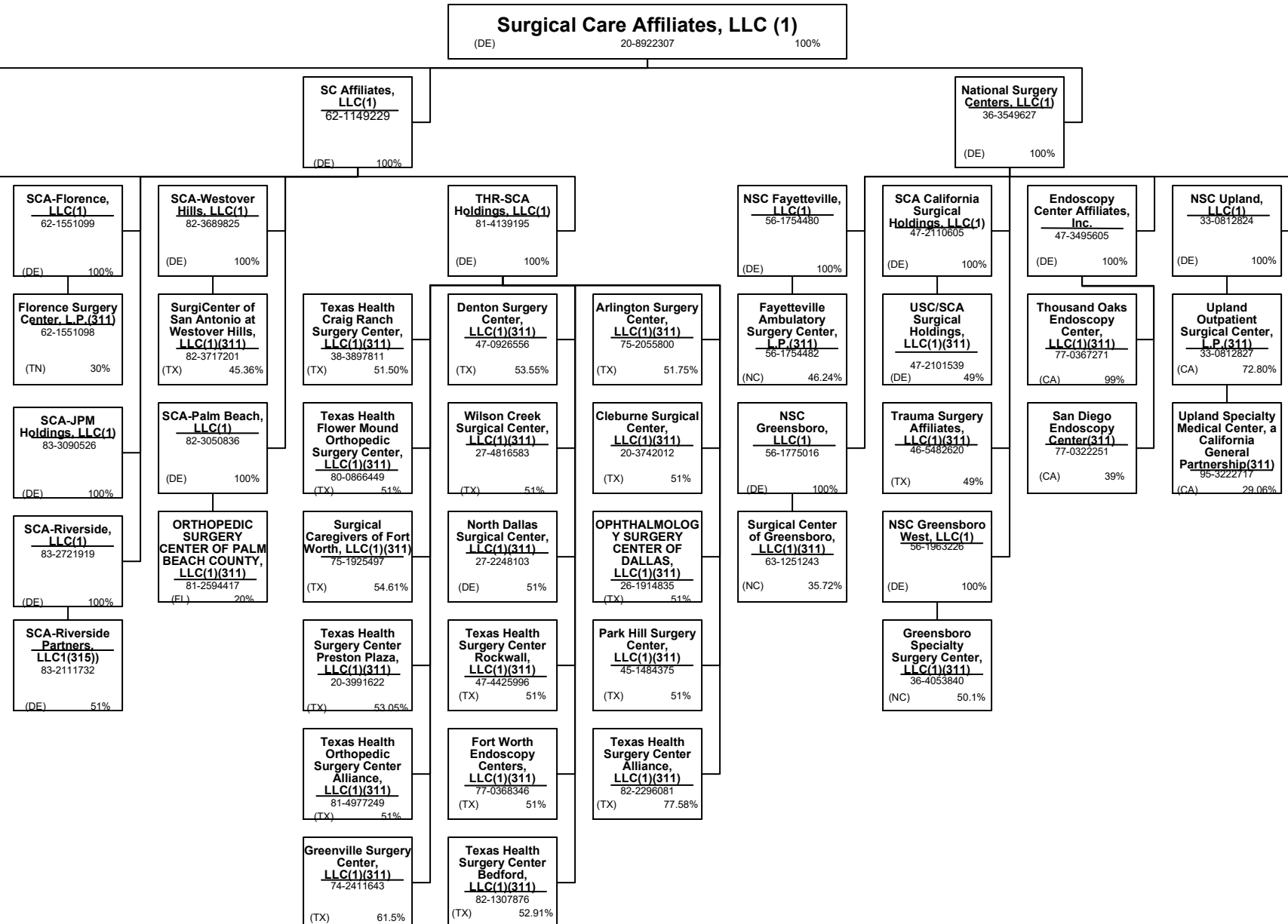


Continued from Previous Page

Continued on Next Page

**SCHEDULE Y – INFORMATION CONCERNING ACTIVITIES OF INSURER MEMBERS OF A HOLDING COMPANY GROUP**  
**PART 1 – ORGANIZATIONAL CHART**

NOTE: All Companies below are minority owned entities of Surgical Care Affiliates, LLC.



Continued from Previous Page

**SCHEDULE Y – INFORMATION CONCERNING ACTIVITIES OF INSURER MEMBERS OF A HOLDING COMPANY GROUP****PART 1 – ORGANIZATIONAL CHART****Physician Owned Entities**

Domiciliary			Domiciliary			Domiciliary		
Name	Location	ID Number	Name	Location	ID Number	Name	Location	ID Number
4C Medical Group, PLC	AZ	45-2402948	Empire Physicians' Medical Group, Inc.	CA	33-0181426	McKenzie Surgery Center, L.P.	TN	62-1600267
Aeromil Táxi Aéreo Ltda.	BRA		Everett Physicians, Inc. P.S.	WA	81-1625636	ME Urgent Care Nebraska, Inc.	NE	81-0936574
Alaska Spine Center, LLC	AK	92-0175856	First Hill Surgery Center, LLC	WA		MedExpress Primary Care Arizona P.C.	AZ	81-4550969
Alaska Surgery Center, Limited Partnership	AK	93-0982396	Florence Surgery Center, L.P.	TN	62-1551098	MedExpress Primary Care Maryland, P.C.	MD	82-3384324
Anne Arundel-SCA Holdings, LLC	MD	82-5124069	Fort Worth Endoscopy Centers, LLC	TX	77-0368346	MedExpress Primary Care Massachusetts, P.C.	MA	82-1096099
Anne Arundel-SCA Surgicenter, LLC	MD	82-4763728	Foundation Financial Services, Inc.	NV		MedExpress Primary Care Minnesota P.C.	MN	81-4396738
AppleCare Hospitalists Medical Group, Inc.	CA	14-1890491	GLBESC, LLC	DE	47-3495605	MedExpress Primary Care Oklahoma, P.C.	OK	83-1077265
AppleCare Medical ACO, LLC	CA	45-2852872	Grandview Surgery Center, LTD.	PA	52-1597483	MedExpress Primary Care South Carolina, P.C.	SC	83-0764858
AppleCare Medical Group St. Francis, Inc.	CA	33-0845269	Greater Phoenix Collaborative Care, P.C.	AZ	27-2337725	MedExpress Primary Care Virginia, P.C.	VA	82-3395792
AppleCare Medical Group, Inc.	CA	33-0898174	Greensboro Specialty Surgery Center, LLC	NC	36-4053840	MedExpress Primary Care West Virginia, Inc.	WV	82-4401181
Arcadia Outpatient Surgery Center, L.P.	CA	75-2285078	Greenville Surgery Center, LLC	TX	74-2411643	MedExpress Primary Care Wisconsin, S.C.	WI	81-4563448
Arlington Surgery Center, LLC	TX	75-2055800	Grossmont Surgery Center, L.P.	CA	33-0749339	MedExpress Urgent Care – New Jersey, P.C.	NJ	45-5388778
ARTA Health Network, P.C.	CA	46-1772418	Grossmont Surgery Center, L.P.	CA	33-0749339	MedExpress Urgent Care – Northern New Jersey PC	NJ	83-2089623
ARTA Western California, Inc.	CA	33-0658815	Hawthorn Place Outpatient Surgery Center, L.P.	GA	58-2065044	MedExpress Urgent Care Arizona, P.C.	AZ	81-4030280
ASC Operators, LLC	CA	20-8970704	Hays Surgery Center, LLC	TX	27-4579547	MedExpress Urgent Care Arkansas, P.A.	AR	46-4348120
Aspectus, Inc.	MA	04-3403101	HealthCare Partners Affiliates Medical Group	CA	95-4526112	MedExpress Urgent Care California, P.C.	CA	82-0930142
Beach Surgical Holdings II LLC	CA	47-2083076	HealthCare Partners Associates Medical Group, P.C.	CA	45-5273760	MedExpress Urgent Care Connecticut, P.C.	CT	81-1956812
Better Health Value Network, LLC	WA		HealthCare Partners Medical Group, P.C.	CA	95-4340584	MedExpress Urgent Care Idaho, P.C.	ID	82-1135336
Bexar Imaging Center, LLC	TX	22-3858211	HealthEast Surgery Center-Maplewood, LLC	MN	20-3349887	MedExpress Urgent Care Illinois, P.C.	IL	47-4308614
Blue Ridge Day Surgery Center, L.P.	TN	62-1530122	Hemonefro – Hemodiálise e Nefrologia Ltda	BRA		MedExpress Urgent Care Iowa, P.C.	IA	81-5353472
Blue Ridge Properties, LLC	DE	37-1945431	HFHS-SCA Holdings, LLC	MI	46-5291602	MedExpress Urgent Care Kansas, P.A.	KS	47-1919283
Boca Raton Outpatient Surgery & Laser Center, Ltd.	FL	65-0241934	Homecare Dimensions of Florida, Inc.	TX		MedExpress Urgent Care Minnesota P.C.	MN	81-1125396
California Spring Holdings, PC	CA	81-0881243	Homecare Dimensions, Inc.	TX		MedExpress Urgent Care Missouri P.C.	MO	47-3132625
Camp Hill Ambulatory Centers	PA	52-1597478	IN Style OPTICAL, LLC	MA	27-3296953	MedExpress Urgent Care North Carolina, P.C.	NC	81-5138747
CCEC Anesthesia Management, LLC	TX	82-1715584	Indian River Surgery Center, Ltd.	FL	62-1484043	MedExpress Urgent Care Oregon, P.C.	OR	82-1919436
Centers for Family Medicine, GP	CA	33-0483510	Inland Faculty Medical Group, Inc.	CA	33-0618077	MedExpress Urgent Care Rhode Island, P.C.	RI	81-5362765
Charleston Surgery Center Limited Partnership	SC	58-1709761	Inland Surgery Center, L.P.	CA	33-0018673	MedExpress Urgent Care South Carolina, P.C.	SC	81-5380706
Charlotte Surgery Center, LLC	NC	56-1449531	Inspiris Medical Services of New Jersey, P.C.	NJ	45-2563134	MedExpress Urgent Care Texas, P.A.	TX	47-5147441
Cleburne Surgical Center, LLC	TX	20-3742012	INSPIRIS of Michigan Medical Services, P.C.	MI	27-1561674	MedExpress Urgent Care Washington, P.C.	WA	82-2443118
Clinton Partners, LLC	MI	20-2236024	INSPIRIS of New York Medical Services, P.C.	NY	13-4168739	MedExpress Urgent Care Wisconsin, S.C.	WI	81-4281678
COI – Clínicas Oncológicas Integradas S.A.	BRA	98-1276040	INSPIRIS of Pennsylvania Medical Services, P.C.	PA	26-2895670	MedExpress Urgent Care, Inc. – West Virginia	WV	26-4546400
Colonial Outpatient Surgery Center, LLC	FL	83-1529015	Lexington Surgery Center, Ltd.	KY	61-1028180	MedExpress Urgent Care, P.C. – Georgia	GA	47-1804667
Corpus Christi Endoscopy Center, L.L.P.	TX	20-2595593	LGH-A/GOLF ASTC, L.L.C.	IL	36-3468942	MedExpress Urgent Care, P.C. – Indiana	IN	90-0929572
David Moen, M.D. P.C.	NY	81-5101448	Liberty Anesthesia Services, LLC	IL	81-4465348	MedExpress Urgent Care, P.C. – Maryland	MD	45-3461101
David R. Ferrell, M.D., P.C.	NV	45-2380022	Loyola Ambulatory Surgery Center at Oakbrook, L.P.	IL	36-4119522	MedExpress Urgent Care, P.C. – Massachusetts	MA	47-1857908
Day-OP Center Of Long Island Inc.	NY	11-2811353	March Vision Care Group, Incorporated	CA	95-4874334	MedExpress Urgent Care, P.C. – Michigan	MI	46-4793937
Denton Endoscopy Surgery Center, LLC	TX		March Vision Care IPA, Inc.	NY	27-3115058	MedExpress Urgent Care, P.C. – Oklahoma	OK	47-1824365
Denton Surgery Center, LLC	TX	47-0926556	Marin Health Ventures, LLC	CA	94-3377073	MedExpress Urgent Care, P.C. – Pennsylvania	PA	26-3750502
Digestive Disease Center, L.P.	CA	33-0292435	Marin Specialty Surgery Center, LLC	CA	26-2637247	MedExpress Urgent Care, P.C. – Tennessee	TN	45-4973138
Durable Medical Equipment, Inc.	MA	04-3106404	MAT-RX DEVELOPMENT, L.L.C.	TX	43-1967820	MedExpress Urgent Care, P.C. – Virginia	VA	45-3123110

**SCHEDULE Y – INFORMATION CONCERNING ACTIVITIES OF INSURER MEMBERS OF A HOLDING COMPANY GROUP****PART 1 – ORGANIZATIONAL CHART****Physician Owned Entities**

Name	Domiciliary Location	ID Number	Name	Domiciliary Location	ID Number	Name	Domiciliary Location	ID Number
MedExpress Urgent Care, P.S.C. - Kentucky	KY	83-1565124	Prime Community Care, Inc.	CA	30-0516440	Texas Health Flower Mound Orthopedic Surgery Center, LLC	TX	80-0866449
MedExpress, Inc. – Delaware	DE	45-5436856	ProHEALTH Accountable Care Medical Group, PLLC	NY	45-4469117	Texas Health Orthopedic Surgery Center Alliance, LLC	TX	81-4977249
Medical Clinic of North Texas PLLC	TX	75-2566987	ProHEALTH Ambulatory Surgery Center, Inc.	NY	11-3447394	Texas Health Surgery Center Alliance, LLC	TX	82-2296081
Medical Support Los Angeles, A Medical Corporation	CA	95-4708497	ProHEALTH Care Associates LLP	NY	11-3355604	Texas Health Surgery Center Bedford, LLC	TX	82-1307876
Memorial Healthcare IPA, GP	CA	95-4688463	ProHealth Physicians, P.C.	CT	06-1469068	Texas Health Surgery Center Las Colinas, LLC	TX	83-0781259
MemorialCare Surgical Center at Orange Coast, LLC	CA	26-1394069	ProHEALTH Urgent Care Medicine of New Jersey LLP	NJ	47-5661535	Texas Health Surgery Center Preston Plaza, LLC	TX	20-3991622
MemorialCare Surgical Center at Saddleback, LLC	CA	20-3678259	ProHEALTH Urgent Care Medicine, PLLC	NY	46-1883579	Texas Health Surgery Center Rockwall, LLC	TX	47-4425996
MGH/SCA, LLC	CA	38-3861395	Providence & SCA Off-Campus Holdings, LLC	DE	82-3765555	The Everett Clinic, PLLC	WA	91-0214500
MGH/SCA, LLC	CA	38-3861395	Providence & SCA On-Campus Holdings, LLC	DE	82-3270499	The Eye Surgery Center of the Carolinas, L.P.	NC	20-5562797
MHCH, Inc.	CA	80-0507474	Providence & SCA Outreach Markets Holdings, LLC	DE	83-1591205	The Polyclinic, PLLC	WA	
Midlands Orthopaedics Surgery Center, LLC	SC	20-3345412	PS Center, LLC	CA	90-0876656	The Surgery Center of Easton, L.P.	TN	72-1349755
Mississippi Surgical Center Limited Partnership	MS	62-1417391	Redlands Family Practice Medical Group, Inc.	CA	56-2627067	The Surgical Center at Tenaya, L.P.	TN	63-1184215
Mobile Medical Services, P.C.	NY	30-0445773	Redwood City Endoscopy Suite, LLC	CA	94-3323051	The Surgical Center of Connecticut, LLC	CT	06-1552689
Mobile-SC, LTD.	AL	63-0883553	Reliant Medical Group, Inc.	MA	22-2912515	Trauma Surgery Affiliates, LLC	TX	46-5482620
Monarch Health Plan, Inc.	CA	22-3935634	Riverside Electronic Healthcare Resources, Inc.	CA	20-3420379	Treasure Valley Emerald Properties, LLC	DE	46-2613170
Monarch HealthCare, A Medical Group, Inc.	CA	33-0587660	Riverside Pediatric Group, P.C.	NJ	22-3624559	Treasure Valley Hospital Limited Partnership	ID	33-0592165
Monarch Hospice, LLC	CA	30-0606451	Robert B. McBeath, M.D. II, P.C.	NV	86-0857176	Tuscaloosa Surgical Center, L.P.	AL	63-0974161
Montgomery Surgery Center Limited Partnership	MD	52-1401868	Robert B. McBeath, M.D. III, P.C.	NV	46-2662506	UnitedHealthcare of Kentucky, Ltd.	KY	62-1240316
Mosaic Management Services, Inc.	CA	20-5892451	San Diego Endoscopy Center	CA	77-0322251	UnitedHealthcare of Kentucky, Ltd.	KY	62-1240316
NAMM Medical Group Holdings, Inc.	CA	56-2627070	Sanvello Behavioral Health Services, P.A.	DE	84-1754732	Urgent Care New York, P.C.	NY	82-2400620
NAMM MGH, Inc.	CA	61-1627269	SCA-JPM Holdings, LLC	DE	83-3090526	Urology Associates of North Texas, P.L.L.C.	TX	75-2613230
North Dallas Surgical Center, LLC	DE	27-2248103	Small Business Insurance Advisors, Inc.	TX		USHEALTH Academy, Inc.	TX	
Northern Rockies Surgery Center, L.P.	TN	63-1240726	Spartanburg Surgery Center, LLC	SC	57-0953005	USHEALTH Administrators, LLC	DE	
Northridge Medical Group, Inc.	CA	95-4748023	St. Cloud Outpatient Surgery, Ltd., a Minnesota Limited Partnership	MN	75-2201400	USHEALTH Career Agency, Inc.	DE	
NPN IPA Washington, PLLC	WA	61-1855159	Surgery Center at Cherry Creek, LLC	CO	82-5164277	USHEALTH Funding, Inc.	DE	
NSC Greensboro West, LLC	DE	56-1963226	Surgery Center at St. Vincent, LLC	OR	81-3129674	USMD of Arlington GP, L.L.C.	TX	73-1662757
NYSKA, LLC	NY	46-5025690	Surgery Center of Fairfield County, LLC	DE	20-1733152	Virtual Therapeutics Corporation	DE	
OPHTHALMOLOGY SURGERY CENTER OF DALLAS, LLC	TX	26-1914835	Surgery Center of Lexington, LLC	DE	62-1179539	Waypoint Minnesota PC	MN	46-2854394
Optum Clinic, P.A.	TX	75-2778455	Surgical Caregivers of Fort Worth, LLC	TX	75-1925497	WellMed Medical Group, P.A.	TX	74-2574229
Optum Medical Services of California, P.C.	CA	30-0826311	Surgical Center of Greensboro, LLC	NC	63-1251243	WellMed Network of Florida, Inc.	TX	35-2314192
Optum Medical Services, P.C.	NC	45-3866363	Surgical Eye Experts, LLC	MA	65-1321064	WellMed Networks, Inc.	TX	74-2889447
OptumCare Florida, LLC	DE	87-0408859	Surgicare of Jackson, Ltd., a Mississippi Limited Partnership	MS	75-2162993	WellMed of Las Cruces, Inc.	TX	92-0183013
OREGON OUTPATIENT SURGERY CENTER, LLC	OR	22-3883387	Surgicare of La Veta, Ltd., a California Limited Partnership	CA	75-2507129	Wilson Creek Surgical Center, LLC	TX	27-4816583
ORTHOPEDIC SURGERY CENTER OF PALM BEACH COUNTY, LLC	FL	81-2594417	Surgicare of Minneapolis, Ltd., a Minnesota Limited Partnership	MN	41-1624905	Winter Park Surgery Center, L.P.	TN	62-1525776
Pacific Casualty Company, Inc.	HI		Surgicare of Mobile, Ltd.	AL	75-2459715	Winter Park Surgery Center, L.P.	TN	62-1525776
Park Hill Surgery Center, LLC	TX	45-1484375	SurgiCenter of San Antonio at Westover Hills, LLC	TX	82-3717201	WND Medical, PLLC	TX	45-2158334
Perimeter Center for Outpatient Surgery, L.P.	GA	58-1978405	Taidene Medical Ltd.	CAN	98-1260384	XLHome Michigan, P.C.	MI	46-3537245
Physician Partners Medical Group, Inc.	CA	30-0516435	Talbert Medical Group, P.C.	CA	93-1172065	XLHome Northeast, P.C.	NJ	45-5530241
PPH Holdings, LLC	DE	27-1454121	TeamMD Physicians, P.C.	IA	30-0445773	XLHome Oklahoma, Inc.	OK	46-2931689
Primary Care Associated Medical Group, Inc.	CA	33-0527335	Texas Health Craig Ranch Surgery Center, LLC	TX	38-3897811	XLHome, P.C.	MD	27-3543997

**SCHEDULE Y – INFORMATION CONCERNING ACTIVITIES OF INSURER MEMBERS OF A HOLDING COMPANY GROUP****PART 1 – ORGANIZATIONAL CHART****Notes**

All legal entities on the Organization Chart are Corporations unless otherwise indicated.

- (1) Entity is a Limited Liability Company
- (2) Entity is a Partnership
- (3) Entity is a Non-Profit Corporation
- (4) Control of the Foundation is based on sole membership, not the ownership of voting securities
- (5) COI Participações S.A. is 89.10289% owned by Esho – Empresa de Serviços Hospitalares S.A. and 10.8971% owned by COIPAR Participações S.A.
- (6) Health Net Services (Cayman) PIC is a Cayman exempted company
- (7) UnitedHealthcare India Private Limited is 99.999335% owned by OptumHealthInternational B.V. and 0.000665% owned by UnitedHealth International, Inc. OptumHealth International BV holds 100% of the issued preference shares.
- (8) General partnership interests are held by United HealthCare Services, Inc. (89.77%) and by UnitedHealthcare, Inc. (10.23%). United HealthCare Services, Inc. also holds 100% of the limited partnership interests. When combining general and limited partner interests, United HealthCare Services, Inc. owns 94.18% and UnitedHealthcare, Inc. owns 5.83%.
- (9) Newton Holdings, LLC, is 80.1% owned by Collaborative Care Holdings, LLC and the remaining 19.9% is owned by outside shareholders.
- (10) WellMed Medical Management, Inc. is 85% owned by Collaborative Care Holdings, LLC and 15% owned by WMG Healthcare Partners, L.P.
- (11) Seisa Serviços Integrados de Saúde Ltda is 99.99% owned by Amil Assistência Médica Internacional S.A. and 0.00001% owned by Cemed Care – Empresa de Atendimento Clínico Geral Ltda.
- (12) Optum Health & Technology (India) Private Limited is 99.9995% owned by OptumHealth International B.V. and 0.0005 % owned by United Behavioral Health.
- (13) INSPIRIS of Texas Physician Group is a Texas non-profit (taxable) whose sole member is Inspiris Services Company.
- (14) PrimeCare of Citrus Valley, Inc. is 80% owned by PrimeCare Medical Network, Inc. and 20% owned by Citrus Valley Medical Associates, Inc.
- (15) Optum Clinics Holdings, Inc. is 97.9% owned by Collaborative Care Holdings, LLC and 2.1% is owned by external shareholders.
- (16) Optum Global Solutions (India) Private Limited is 99.999466 % owned by Optum Global Solutions International BV and 0.000534% UnitedHealth International, Inc. as nominee of Optum Global Solutions International BV per India requirement to have two shareholders.
- (17) Amico Saúde Ltda. is 98.927933% owned by Santa Helena Assistência Médica S.A. and 1.072067% owned by Cemed Care – Empresa de Atendimento Clínico Geral Ltda.
- (18) Esho – Empresa de Serviços Hospitalares S.A. is 99.667% owned by Amil Assistência Médica Internacional S.A. and the remaining 0.31798923769% is owned by external shareholders and 0.01462081847% is owned by Treasury Shares.
- (19) Etho – Empresa de Tecnologia Hospitalar Ltda. 82.642% owned by Amil Assistência Médica Internacional S.A. and 17.358% owned by an external shareholder.
- (20) Orthology, Inc. is 98% owned by UnitedHealth Group Ventures, LLC and 2% owned by external shareholders.
- (21) Medalliance Net Ltda. is owned 99.999985% by Optum Health & Technology Serviços do Brasil Ltda. and 0.000015% by UHG Brasil Participações S.A.
- (22) Branch offices in Iraq and Uganda.
- (23) Cemed Care Empresa de Atendimento Clínico Geral Ltda. Is 99.9999996% owned by Amil Assistência Médica Internacional S.A. and 0.000004% owned by Esho – Empresa de Serviços Hospitalares S.A.
- (24) Optum 360, LLC is 69% owned by Optum Rocket, Inc; the remaining 31% is owned by external holders.
- (25) Optum Health & Technology Serviços do Brasil Ltda. is 99.998364% owned by Optum Global Solutions International B.V. and the remaining 0.001636% is owned by OptumInsight, Inc.
- (26) Bosque Medical Center Ltda. is 82.64% owned by Amil Assistência Médica Internacional S.A. and 17.3521% owned by Esho – Empresa de Serviços Hospitalares S.A.
- (27) H&W Indemnity (SPC), Ltd. is an exempted segregated portfolio company organized under the laws of the Cayman Islands and holds a Cayman insurance license.
- (28) Real Appeal, Inc. is 98% owned by Rally Health, and the remaining 2% is owned by external shareholders.
- (29) Optum Global Solutions (Philippines), Inc. is 99.992% owned by Optum Global Solutions International B.V., and the remaining 0.008% is held by individual shareholders who are directors of the company.
- (30) Amil Clinical Research Participações Ltda. is 99.95% owned by Esho – Empresa de Serviços Hospitalares S.A. and 0.05% owned by Cemed Care – Empresa de Atendimento Clínico Geral Ltda.
- (31) Imed Star Serviços de Desempenho Organizacional Ltda. is 99.99998% owned by Optum Health & Technology Serviços do Brasil Ltda and 0.00002% owned by UHG Brasil Participações S.A.
- (32) Hospital de Clínicas de Jacarepaguá Ltda. is 99.999999% owned by Esho – Empresa de Serviços Hospitalares S.A. and 0.000001% is owned by Cemed Care – Empresa de Atendimento Clínico Geral Ltda.
- (33) Hospital Alvorada Taguatinga Ltda. is 83.87% owned by Amil Assistência Médica Internacional S.A. 8.62433% by Bosque Medical Center Ltda., and 7.49% is owned by Hospital Samaritano de São Paulo Ltda.
- (34) Registered as foreign shareholder in Brazil.
- (35) FrontierMEDEX Kenya Limited is 99.9% owned by UnitedHealthcare Global Medical (UK) Limited and 0.1% owned by UnitedHealthcare International I B.V.
- (36) UnitedHealthcare Global Canada Limited is registered in Nova Scotia and Newfoundland & Labrador.
- (37) The limited partners of UnitedHealth Group International, L.P. include FMG Holdings, LLC (29.39634%), and UnitedHealth Group Incorporated (70.60366%).
- (38) Polar II Fundo de Investimento em Participações is a Brazilian private equity investment fund incorporated in the form of a closed-end condominium.
- (39) Optum Global Solutions International B.V. is 97.48% owned by Optum Technology, Inc. and 2.52% is owned by OptumHealth International B.V.
- (40) Amil Assistência Médica Internacional S.A. is 91.81% owned by Polar II Fundo de Investimento em Participações and the remaining 8.19% is owned by the former controlling shareholders of Amil Assistência Médica Internacional S.A.
- (41) Lusíadas A.C.E. is 55% owned by Lusíadas, SGPS, S.A., 10% owned by Lusíadas – Parcerias Cascais, S.A., 20% owned by Lusíadas, S.A., 5% owned by Clínica Médico Cirúrgica de Santa Tecla, S.A. and 10% owned by CLISA – Clínica de Santo António, S.A.
- (42) TBD
- (43) Frontier Medex Tanzania Limited is 99% owned by UnitedHealthcare Global Medical (UK) Limited. The remaining 1% is owned by a former officer of Frontier MEDEX Limited and is being transferred to UnitedHealthcare International I BV.
- (44) Optum Solutions do Brasil – Tecnologia e Serviços de Suporte Ltda., is 99.9999983% owned by Optum Health & Technology Serviços do Brasil Ltda and the remaining 0.0000017% (1 quota) is owned by OptumInsight, Inc.
- (45) Multiangio Ltda. is 93% owned by Esho – Empresa de Serviços Hospitalares S.A. and the remaining 7% is owned by external shareholders.
- (46) Polo Holdco, LLC is 80.1% owned by Collaborative Care Holdings, LLC and the remaining 19.9% being owned by an outside third party.
- (47) Excellion Serviços Biomédicos Ltda is 99.999997% owned by Esho – Empresa de Serviços Hospitalares S.A. and 0.000003% is owned by Cemed Care - Empresa de Atendimento Clínico Geral Ltda.
- (48) Hospital Samaritano de São Paulo Ltda. is 99.9999998% owned by Esho – Empresa de Serviços Hospitalares S.A. and the remaining 0.0000002% is owned by Hospital Alvorada Taguatinga Ltda.
- (49) Optum360 Services, Inc. is 69% owned by Optum Rocket, Inc. and the remaining 31% is owned by external investors.
- (50) OptumInsight India Private Limited is 99% owned by ABCO International Holdings, LLC and 1% owned by The Advisory Board Company.
- (51) Branch office located in the United States.
- (52) UnitedHealthcare Insurance Company has a representative office in Beijing, China.
- (53) 4C MSO LLC, is 70% owned by Collaborative Care Holdings, LLC and 30% is owned by 5C Holdings LLC.
- (54) ProHEALTH Fitness of Lake Success, LLC is 82.62% owned by ProHEALTH Medical Management, LLC and 17.38% by an external shareholder.
- (55) Savvysherpa Asia, Inc. is 99% owned by Savvysherpa, LLC and the remaining 1% is owned by a number of individual shareholders.
- (56) Fortify Technologies Asia, LLC is 99% owned by Savvysherpa, LLC and the remaining 1% is owned by a number of individual shareholders.
- (57) Virtual Therapeutics Corporation is 67% owned by Savvysherpa, LLC and the remaining 33.4% is owned by an outside third party.
- (58) BriovaRx Infusion Services 301, LP is 99.95% owned by AxelaCare Holdings, Inc. with the remaining 0.05% interest as a limited partner being held by BriovaRx Infusion Services 305, LLC.
- (59) XLHealth Corporation holds 99.998%, UnitedHealth International, Inc. holds .002%.
- (60) Hospitais Associados de Pernambuco Ltda. is 99.99992% owned by Esho – Empresa de Serviços Hospitalares S.A. and the remaining 0.00008% is owned by Hospital Alvorada Taguatinga Ltda
- (61) Topimagem Diagnóstico por Imagem Ltda. is 99% owned by Esho – Empresa de Serviços Hospitalares S.A., and the remaining 1% interest is owned by external shareholders.
- (62) Dilab – Medicina Nuclear Ltda is 95% owned by Esho – Empresa de Serviços Hospitalares S.A. and the remaining 5% is owned by external shareholders.
- (63) WellMed Networks – DFW, Inc. is 50% owned by WellMed Networks, Inc. and 50% owned by USMD Inc. WellMed Medical Management, Inc. controls 100% of WellMed Networks - DFW.
- (64) Clínica Oftalmológica Danilo de Castro Sociedade Simples is 99.66% owned by Hospital Alvorada de Taguatinga Ltda. and the remaining 0.333333% is owned by Lotten-Eyes Oftalmologia Clínica e Cirúrgica Ltda.
- (65) Lotten-Eyes Oftalmologia Clínica e Cirúrgica Ltda. is 99.99% owned by Hospital Alvorada de Taguatinga Ltda. and the remaining 0.000012% is owned by Esho – Empresa de Serviços Hospitalares S.A.
- (66) CMO – Centro Médico de Oftalmologia S/S Ltda. is 99% owned by Hospital Alvorada de Taguatinga Ltda. and the remaining 1% is owned by Lotten-Eyes Oftalmologia Clínica e Cirúrgica Ltda.
- (67) UHCG-FZE is registered in the Dubai Silicon Oasis free zone.
- (68) Elual Participações S.A. is 60% owned by Amil Assistência Médica Internacional S.A. and 40% by Esho – Empresa de Serviços Hospitalares S.A.
- (69) Hospital Santa Helena S.A. is 65.21% owned by Elual Participações S.A. and 33.60% owned by Esho – Empresa de Serviços Hospitalares S.A. and 1.19% is owned by external shareholder
- (70) Santa Helena Assistência Médica S.A. is 77.30% owned by Elual Participações S.A. and The remaining 22.29222% is owned by Amil Assistência Médica Internacional S.A. and 0.40649% is owned by external shareholder.
- (71) Registered branches in Australia and the UK.

**SCHEDULE Y – INFORMATION CONCERNING ACTIVITIES OF INSURER MEMBERS OF A HOLDING COMPANY GROUP****PART 1 – ORGANIZATIONAL CHART****Notes**

All legal entities on the Organization Chart are Corporations unless otherwise indicated.

- (72) Hospital Ana Costa S.A. is 99.52% owned by Plano de Saúde Ana Costa Ltda., 0.375900% is owned by Hospital Alvorada de Taguatinga Ltda. and 0.104634107% is owned by external shareholders.
- (73) The remaining 42.50% is owned by multiple sources.
- (74) The remaining 0.0001% is owned by Amil Assistência Médica Internacional S.A.
- (75) The remaining 32.06% is owned by multiple sources.
- (76) Hospital Alvorada de Taguatinga Ltda. decreased its ownership in Casa de Saúde Santa Therezinha S.A. from 100% to 99.99%. The remaining 0.000001% is owned by Esho – Empresa de Serviços Hospitalares S.A.
- (77) The remaining 49% is owned by multiple sources.
- (78) The remaining 0.0005% is owned by Hospital Alvorada Taguatinga Ltda.
- (79) The remaining 37.75% is owned by multiple sources.
- (80) Registered in the Dubai Healthcare City free zone.
- (81) Hospital Alvorada Taguatinga Ltda. owns 99.99944% of Eye Clinic Oftalmologia Clínico Cirúrgica e Diagnóstico Ltda. and the remaining 0.00056% is owned by Lotten-Eyes Oftalmologia Clínica e Cirurgia Ltda.
- (82) Plano de Saúde Ana Costa Ltda. is 74.85961% owned by Amil Assistência Médica Internacional S.A. and the remaining 25.14039% is owned by Santos Administração e Participações S.A.
- (83) OptumInsight, Inc. is registered as foreign shareholders in Brazil.
- (84) The remaining 49% is owned by multiple sources.
- (85) The remaining 28% is owned by multiple sources.
- (86) The remaining 37.26% is owned by multiple sources.
- (87) The remaining 49.59% is owned by multiple sources.
- (88) COI Clínicas Oncológicas Integradas S.A. owns 99.999997% of Instituto do Radium de Campinas Ltda. And the remaining 0.000003% is owned by Esho – Empresa de Serviços Hospitalares S.A.
- (89) The remaining 49.28% is owned by multiple sources..
- (90) The remaining 23.55% is owned by multiple sources.
- (91) The remaining 38% is owned by multiple sources.
- (92) The remaining 1% is owned by multiple sources.
- (93) The remaining 44.97% is owned by multiple sources.
- (94) The remaining 38.80% is owned by multiple sources.
- (95) TBD
- (96) The remaining 9.51% is owned by multiple sources.
- (97) The remaining 45% is owned by multiple sources.
- (98) The remaining 49% is owned by multiple sources.
- (99) The remaining 49.15% is owned by multiple sources.
- (100) The remaining 45% is owned by multiple sources.
- (101) The remaining 30% is owned by multiple sources.
- (102) UnitedHealthcare International X S.á.r.l. holds 100% of the common shares, 403,948,524 common shares. UnitedHealthcare International III S.á.r.l. holds 100% of the preferred shares, 513,899,520 preferred shares.
- (103) The remaining 0.01% is owned by an individual shareholder.
- (104) The remaining 1% is owned by multiple sources.
- (105) The remaining 49.82% is owned by multiple sources.
- (106) The remaining 32.05% is owned by multiple sources.
- (107) The remaining 46.12% is owned by multiple sources.
- (108) The remaining 40.60% is owned by multiple sources.
- (109) The remaining 41.58% is owned by multiple sources.
- (110) The remaining 21.13% is owned by multiple sources.
- (111) The remaining 50% is owned by multiple sources.
- (112) The remaining 19.9% is owned by Nineteen.Nine Holdings, LLC.
- (113) The remaining 0.01% is owned by an individual shareholder.
- (114) The remaining 44.64% is owned by multiple sources.
- (115) The remaining 49% is owned by multiple sources.
- (116) The remaining 48.55% is owned by multiple sources.
- (117) The remaining 1% is owned by multiple sources.
- (118) The remaining 46.15% is owned by multiple sources.
- (119) The remaining 23% is owned by multiple sources.
- (120) The remaining 3% is owned by multiple sources.
- (121) TBD
- (122) The remaining 43% is owned by multiple sources.
- (123) TBD
- (124) The remaining 47.81% is owned by multiple sources.
- (125) The remaining 45% is owned by multiple sources.
- (126) The remaining 41% is owned by multiple sources.
- (127) The co-founders of Pacifica Labs, Inc. own the remaining 14.21%.
- (128) The remaining 50% is owned by multiple sources.
- (129) The remaining 41% is owned by multiple sources.
- (130) The remaining 50% is owned by multiple sources.
- (131) The remaining 40.68% is owned by multiple sources.
- (132) The remaining 51.50% is owned by multiple sources.
- (133) The remaining 49.9% is owned by multiple sources.
- (134) The remaining 13% is owned by multiple sources.
- (135) The remaining 38.28% is owned by multiple sources.
- (136) The remaining 46.48% is owned by multiple sources.
- (137) The remaining 41.20% is owned by multiple sources.
- (138) The remaining 35% is owned by multiple sources.
- (139) The remaining 48.06% is owned by multiple sources.
- (140) The remaining 46% is owned by multiple sources.
- (141) The remaining 45% is owned by multiple sources.
- (142) The remaining 43.31% is owned by multiple sources.
- (143) The remaining 49.02% is owned by multiple sources.
- (144) The remaining 47.36% is owned by multiple sources.
- (145) The remaining 37.92% is owned by multiple sources.
- (146) The remaining 27.47% is owned by multiple sources.
- (147) The remaining 45.46% is owned by multiple sources.
- (148) The remaining 41.33% is owned by multiple sources.
- (149) The remaining 27.25% is owned by multiple sources.
- (150) The remaining 49% is owned by multiple sources.
- (151) The remaining 46% is owned by multiple sources.
- (152) The remaining 26.31% is owned by multiple sources.
- (153) The remaining 26.96% is owned by multiple sources.
- (154) The remaining 40.35% is owned by multiple sources.
- (155) The remaining 38.14% is owned by multiple sources.
- (156) The remaining 1% is owned by another source.
- (157) The remaining 20% is owned by an individual manager of the entity.
- (158-165) TBD
- (166) The remaining 29% is owned by multiple sources.
- (167) The remaining 49% is owned by multiple sources.
- (168) The remaining 49% is owned by multiple sources.
- (169) The remaining 50% is owned by multiple sources.
- (170) The remaining 38.62% is owned by multiple sources.
- (171) The remaining 44.21% is owned by multiple sources.
- (172) The remaining 49% is owned by multiple sources.
- (173-218) TBD
- (219) The remaining 49% is owned by multiple sources.
- (220) The remaining 50% is owned by multiple sources.
- (221) Hygeia Corporation, a Delaware corporation, acquired a 1.28978% ownership interest in FMG Holdings LLC, a Delaware limited liability company.
- (223) The remaining 40.48% is owned by multiple sources.
- (224) The remaining 49% is owned by multiple sources.
- (225) The remaining 48.7% is owned by multiple sources.
- (226) The remaining 36.13% is owned by multiple sources.
- (227) The remaining 49% is owned by multiple sources.
- (228) The remaining 49% is owned by multiple sources.
- (229) The remaining 35.75% is owned by multiple sources.
- (230) TBD
- (231) The remaining 49% is owned by multiple sources.
- (232) The remaining 46.55 is owned by multiple sources.
- (233) The remaining 49% is owned by multiple sources.
- (234) The remaining 26% is owned by multiple sources.
- (235) The remaining 29.29% is owned by multiple sources
- (236) The remaining 1.77% is owned by external shareholders.
- (237) The remaining 0.1% is owned by Inversiones Clínicas Santa María S.A.
- (238) Minority ownership is held by thid party shareholders. Corporate name is Inmobiliaria Santa María S.A.
- (239) The remaining 0.0001% is owned by Clínica Dávila y Servicios Médicos S.A.
- (240) Constructora Inmobiliaria Megapoq S.A owns 1 share.
- (241) The remaining 0.0001% is owned by Saden S.A.
- (242) Minority ownership is held by several third party shareholders.
- (243) In acordance to a capital increase executed on 2018, Clínica Santa María S.A. owns 99.9% of the shares. Minority ownership is held by Sociedad de Inversiones Santa María S.A.
- (244) The remaining 0.2569% is owned by Clínica Dávila y Servicios Médicos S.A.
- (245) The remaining 0.8238% is owned by Clínica Santa María S.A.
- (246) The remaining 0.009% is owned by Clínica Santa María S.A.
- (247) The remaining 0.10% is owned by Clínica Santa María S.A.
- (248) The remaining 50% is owned by Clínica Santa María S.A.
- (249) The remaining 1% is owned by Servicios Integrados de Salud Ltda.
- (250) The remaining 1% is owned by Servicios Integrados de Salud Ltda.
- (251) The remaining 0.1% is owned by Inmobiliaria Apoquindo 3600 Ltda.
- (252) The remaining 0.02% is owned by Saden S.A.
- (253) The remaining 0.0001% is owned by Saden S.A.
- (254) The remaining 0.159% is owned by Saden S.A.
- (255) The remaining 0.01% is owned by Saden S.A.
- (256) The remaining 0.01% is owned by Clínica Dávila y Servicios Médicos S.A.
- (257) The remaining 25.75% is owned by several third party shareholders.
- (258) The remaining 6.55% is owned by third party shareholders.
- (259) The remaining 0.1% is owned by Servicios Amed Quilpué S.A.

**SCHEDULE Y – INFORMATION CONCERNING ACTIVITIES OF INSURER MEMBERS OF A HOLDING COMPANY GROUP**

**PART 1 – ORGANIZATIONAL CHART**

**Notes**

All legal entities on the Organization Chart are Corporations unless otherwise indicated.

- (260) The remaining 0.1% is owned by Laboratorios Médicos Amed Quilpué S.A.
- (261) The remaining 50% is owned by Gorki Osorio Vargas (25%) and Danilo Valderrama Torrealba (25%).
- (262) The remaining 0.1% is owned by Simón Sacks Link.
- (263) The remaining 15.5% is owned by third party shareholders.
- (264) The remaining 6,66% is owned by Centromed Quilpué S.A.
- (265) The remaining 0.000065% is owned by Clínica Dávila y Servicios Médicos S.A.
- (266) The remaining 0.0001% is owned by Banmédica S.A.
- (267) The remaining 1% is owned by Saden S.A.
- (268) The remaining 0.0001% is owned by Banmédica S.A.
- (269) The remaining 1% is owned by Saden S.A.
- (270) The remaining 0.0001% is owned by Banmédica S.A.
- (271) The remaining 1% is owned by Saden S.A.
- (272) Inmobiliaria Megapoq S.A owns 1 share (0,0000%)
- (273) The remaining 7.62% is owned by Banmédica Colombia S.A. (7.619%), Juan Guillermo Ruiz (0.000142%) and Servicios Legales Corporativos Ltda. (0.000142%).
- (274) No information of the minority shareholder(s) has been provided.
- (275) No information of the minority shareholder(s) has been provided.
- (276) No information of the minority shareholder(s) has been provided.
- (277) No information of the minority shareholder(s) has been provided.
- (278) The other shareholder, with the other 50% is El Pacífico-Peruano Suiza Compañía de Seguros y Reaseguros S.A., part of the Credicorp Group
- (279) No information of the minority shareholder(s) has been provided.
- (280) No information of the minority shareholder(s) has been provided.
- (281) No information of the minority shareholder(s) has been provided.
- (282) No information of the minority shareholder(s) has been provided.
- (283) No information of the minority shareholder(s) has been provided.
- (284) No information of the minority shareholder(s) has been provided.
- (285) No information of the minority shareholder(s) has been provided.
- (286) The remaining 0.0001% is owned by Clínica Dávila y Servicios Médicos S.A.
- (287) The remaining 0.00004% is owned by Saden S.A.
- (288) The remaining 0.00004% is owned by Saden S.A.
- (289) The remaining 0.0017% is owned by Saden S.A.
- (290) The remaining 0.0001% is owned by Saden S.A.
- (291) The remaining 0.08% is owned by Clínica Dávila y Servicios Médicos S.A.
- (292) The remaining 50% is owned by CDC Holdings Colombia S.A.S.
- (293) No information of the other shareholder(s) has been provided.
- (294) The remaining 0.3% is owned by Inmobiliaria Apoquindo 3001 S.A.

- (294) Inmobiliaria Megapoq S.A owns 1 share (0,0000%)
- (295) The remaining 0.0001% is owned by Saden S.A.
- (296) The remaining 0.0008% is owned by Vida Tres Internacional S.A.
- (297) The remaining 0.01% is owned by Saden S.A.
- (298) The remaining 50% is owned by CDC Holdings Colombia S.A.S.
- (299) No information of the other shareholder(s) has been provided
- (300) No information of the other shareholder(s) has been provided
- (301) Banmédica S.A. owns 9.67% and Promotora del Country S.A. (Colombia) owns 0.23%. This Patrimony has two business units (Conuntry and Hill).
- (302) The remaining 50% is owned by CDC Holdings Colombia S.A.S.
- (303) The remaining 46.55% is owned by multiple sources.
- (304) The remaining 49% is owned by multiple sources
- (305) The remaining 27.47% is owned by multiple sources
- (306) The remaining 49% is owned by multiple sources
- (307) The remaining 50% is owned by multiple sources.
- (308) The remaining 36.99% is owned by multiple sources.
- (309) The remaining 44.64% is owned by multiple sources.
- (310) The remaining 19.9% is owned by an external third party.
- (311) The remaining 42% is owned by OptumRx Health Solutions, LLC.
- (312) The remaining 45.7% is owned by multiple sources.
- (313) The remaining 18.24 is owned by multiple sources.
- (314) The remaining 41.01 is owned by multiple sources.
- (315) This entity has numerous direct and indirect subsidiaries domiciled in several different states. Certain of these entities were divested and certain others had (or have planned) name changes, internal reorganizations and/or changes in legal entity formation. Given the complicated and developing nature of this situation, additional details will be forthcoming.
- (316) The remaining 16.52% is owned by multiple sources.
- (317) The remaining 33% is owned by multiple sources.
- (318) The remaining 50% is owned by an outside third party.
- (319) The remaining 28.75% is owned by an outside third party.
- (320) The remaining 33% is owned by an outside third party.
- (321) The remaining 1% is owned by an outside third party.
- (322) The remaining 15% is owned by an outside third party.

STATEMENT AS OF SEPTEMBER 30, 2019 OF THE UnitedHealthcare of Wisconsin, Inc.

**SCHEDULE Y**  
**PART 1A - DETAIL OF INSURANCE HOLDING COMPANY SYSTEM**

1	2	3	4	5	6	7	8	9	10	11	12	13	14	15	16
Group Code	Group Name	NAIC Company Code	ID Number	Federal RSSD	CIK	Name of Securities Exchange if Publicly Traded (U.S. or International)	Names of Parent, Subsidiaries Or Affiliates	Domiciliary Location	Relationship to Reporting Entity	Directly Controlled by (Name of Entity/Person)	Type of Control (Ownership, Board, Management, Attorney-in-Fact, Influence, Other)	If Control is Ownership Provide Percentage	Ultimate Controlling Entity(ies)/Person(s)	Is an SCA Filing Required? (Y/N)	*
		.00000	98-1308130				1070715 B.C. Unlimited Liability Company	..CAN	..NIA	OptumRx Group Holdings, Inc.	Ownership	100.000	UnitedHealth Group Incorporated		
		.00000	27-2624551				310 Canyon Medical, LLC	..CA	..NIA	Monarch Management Services, Inc.	Ownership	100.000	UnitedHealth Group Incorporated		
		.00000	45-2402948				4C Medical Group, PLC	..AZ	..NIA	Greater Phoenix Collaborative Care, P.C.	Influence	100.000	UnitedHealth Group Incorporated		5
		.00000	84-1900997				4C MSO LLC	..DE	..NIA	Collaborative Care Holdings, LLC	Ownership	70.000	UnitedHealth Group Incorporated		2
		.00000	35-2607738				5995 Minnetonka, LLC	..DE	..NIA	UnitedHealthcare Insurance Company	Ownership	100.000	UnitedHealth Group Incorporated		
		.00000					ABC0 International Holdings, LLC	..DE	..NIA	The Advisory Board Company	Ownership	100.000	UnitedHealth Group Incorporated		
		.00000	74-2819189				Access Administrators, Inc.	..TX	..NIA	Access HealthSource, Inc.	Ownership	100.000	UnitedHealth Group Incorporated		
		.00000	74-2943370				Access HealthSource Administrators, Inc.	..TX	..NIA	Access HealthSource, Inc.	Ownership	100.000	UnitedHealth Group Incorporated		
		.00000	74-2843073				Access HealthSource, Inc.	..TX	..NIA	HealthScope Benefits, Inc.	Ownership	100.000	UnitedHealth Group Incorporated		
		.00000	41-1913523				ACN Group IPA of New York, Inc.	..NY	..NIA	OptumHealth Care Solutions, LLC	Ownership	100.000	UnitedHealth Group Incorporated		
		.00000	27-0015861				ACN Group of California, Inc.	..CA	..IA	OptumHealth Care Solutions, LLC	Ownership	100.000	UnitedHealth Group Incorporated		
		.00000	98-1446128				Administradora Clínica La Colina S.A.S.	..COL	..NIA	Banmedica Internacional SpA	Ownership	50.000	UnitedHealth Group Incorporated		
		.00000	98-1446128				Administradora Clínica La Colina S.A.S.	..COL	..NIA	CDC Holdings Colombia S.A.S.	Ownership	50.000	UnitedHealth Group Incorporated		
		.00000	98-1446125				Administradora Country S.A.	..COL	..NIA	Banmedica Internacional SpA	Ownership	50.000	UnitedHealth Group Incorporated		
		.00000	98-1446125				Administradora Country S.A.	..COL	..NIA	CDC Holdings Colombia S.A.S.	Ownership	50.000	UnitedHealth Group Incorporated		
		.00000	98-1451601				Administradora Médica Centromed S.A.	..CHL	..NIA	Vidaintegra S.A.	Ownership	74.250	UnitedHealth Group Incorporated		2
		.00000	20-2598653				Advanced Pharma, Inc.	..TX	..NIA	Apothecary Holdings, Inc.	Ownership	100.000	UnitedHealth Group Incorporated		
		.00000	26-4093335				Advanced Surgical Hospital, LLC	..PA	..NIA	SCA Southwestern PA, LLC	Ownership	53.450	UnitedHealth Group Incorporated		2
		.00000	74-2642393				Advantage Care Network, Inc.	..DE	..NIA	Access HealthSource, Inc.	Ownership	100.000	UnitedHealth Group Incorporated		
		.00000	47-5337115				Advocate Condell Ambulatory Surgery Center, LLC	..IL	..NIA	Advocate-SCA Partners, LLC	Ownership	59.645	UnitedHealth Group Incorporated		2
		.00000					Advocate Sherman Ambulatory Surgery Center, LLC	..IL	..NIA	Advocate-SCA Partners, LLC	Ownership	100.000	UnitedHealth Group Incorporated		
		.00000	36-4437931				Advocate Southwest Ambulatory Surgery Center, LLC	..IL	..NIA	Advocate-SCA Partners, LLC	Ownership	53.450	UnitedHealth Group Incorporated		2
		.00000	47-4012497				Advocate-SCA Partners, LLC	..DE	..NIA	SCA-Illinois, LLC	Ownership	51.000	UnitedHealth Group Incorporated		2
		.00000					Aeromil Táxi Aéreo Ltda.	..BRA	..NIA	Amil Assistência Médica Internacional S.A.	Influence	20.000	UnitedHealth Group Incorporated		5
		.00000	45-4171713				AHN Accountable Care Organization, LLC	..IN	..NIA	American Health Network of Indiana, LLC	Ownership	100.000	UnitedHealth Group Incorporated		
		.00000	35-2109566				AHN Central Services, LLC	..IN	..NIA	AHN Target Holdings, LLC	Ownership	100.000	UnitedHealth Group Incorporated		
		.00000	35-2582899				AHN Target Holdings, LLC	..DE	..NIA	Collaborative Care Holdings, LLC	Ownership	80.100	UnitedHealth Group Incorporated		2
		.00000	92-0175856				Alaska Spine Center, LLC	..AK	..NIA	Alaska Surgery Center, Limited Partnership	Influence	100.000	UnitedHealth Group Incorporated		5
		.00000	92-0080881				Alaska Surgery Center, Inc.	..AK	..NIA	SC Affiliates, LLC	Ownership	100.000	UnitedHealth Group Incorporated		
		.00000	93-0982396				Alaska Surgery Center, Limited Partnership	..AK	..NIA	Alaska Surgery Center, Inc.	Influence	37.845	UnitedHealth Group Incorporated		5
		.00000	98-1447435				Aliansalud Entidad Promotora de Salud S.A.	..COL	..IA	Banmedica S.A.	Ownership	76.290	UnitedHealth Group Incorporated		
		.00000	98-1447435				Aliansalud Entidad Promotora de Salud S.A.	..COL	..IA	Constructora e Inmobiliaria Magapoq S.A.	Ownership	23.710	UnitedHealth Group Incorporated		
.0707	UnitedHealth Group Incorporated	82406	35-1665915				All Savers Insurance Company	..IN	..IA	Golden Rule Financial Corporation	Ownership	100.000	UnitedHealth Group Incorporated		
		.00000					All Savers Life Insurance Company of California	..CA	..IA	Golden Rule Financial Corporation	Ownership	100.000	UnitedHealth Group Incorporated		
.0707	UnitedHealth Group Incorporated	73130	35-1744596				Alliance Surgical Center, LLC	..FL	..NIA	SCA-Alliance, LLC	Ownership	51.290	UnitedHealth Group Incorporated		2
		.00000	27-1367127				Aloha Surgical Center, LLC	..TN	..NIA	Surgery Center of Maui, LLC	Ownership	74.000	UnitedHealth Group Incorporated		2
		.00000	63-1231942				Ambient Healthcare, Inc.	..FL	..NIA	Ambient Holdings, Inc.	Ownership	100.000	UnitedHealth Group Incorporated		
		.00000	45-2161438				Ambient Holdings, Inc.	..DE	..NIA	BriovRx Infusion Services, Inc.	Ownership	100.000	UnitedHealth Group Incorporated		
		.00000	45-4770582				American Health Network of Indiana Care Organization, LLC	..IN	..NIA	AHN Target Holdings, LLC	Ownership	100.000	UnitedHealth Group Incorporated		
		.00000	35-1930805				American Health Network of Indiana II, LLC	..IN	..NIA	AHN Target Holdings, LLC	Ownership	100.000	UnitedHealth Group Incorporated		
.0707	UnitedHealth Group Incorporated	52623	35-2108729				American Health Network of Indiana, LLC	..IN	..IA	AHN Target Holdings, LLC	Ownership	100.000	UnitedHealth Group Incorporated		
		.00000					American Health Network of Ohio Care Organization, LLC	..OH	..NIA	AHN Target Holdings, LLC	Ownership	100.000	UnitedHealth Group Incorporated		
		.00000	45-4132160				American Health Network of Ohio II, LLC	..OH	..NIA	AHN Target Holdings, LLC	Ownership	100.000	UnitedHealth Group Incorporated		
		.00000	31-1424956				American Health Network of Ohio, LLC	..OH	..NIA	AHN Target Holdings, LLC	Ownership	100.000	UnitedHealth Group Incorporated		
		.00000	31-1424957				American Health Network of Ohio, LLC	..OH	..NIA	AHN Target Holdings, LLC	Ownership	100.000	UnitedHealth Group Incorporated		
		.00000	54-1743136				AmeriChoice Corporation	..DE	..NIA	UnitedHealth Group Incorporated	Ownership	100.000	UnitedHealth Group Incorporated		
		.00000	54-1743141				AmeriChoice Health Services, Inc.	..DE	..NIA	AmeriChoice Corporation	Ownership	100.000	UnitedHealth Group Incorporated		



STATEMENT AS OF SEPTEMBER 30, 2019 OF THE UnitedHealthcare of Wisconsin, Inc.

**SCHEDULE Y**  
**PART 1A - DETAIL OF INSURANCE HOLDING COMPANY SYSTEM**

1	2	3	4	5	6	7	8	9	10	11	12	13	14	15	16
Group Code	Group Name	NAIC Company Code	ID Number	Federal RSSD	CIK	Name of Securities Exchange if Publicly Traded (U.S. or International)	Names of Parent, Subsidiaries Or Affiliates	Domiciliary Location	Relationship to Reporting Entity	Directly Controlled by (Name of Entity/Person)	Type of Control (Ownership, Board, Management, Attorney-in-Fact, Influence, Other)	If Control is Ownership Provide Percentage	Ultimate Controlling Entity(ies)/Person(s)	Is an SCA Filing Required? (Y/N)	*
.0707	UnitedHealth Group Incorporated	95497	22-3368602				AmeriChoice of New Jersey, Inc.	NJ	IA	AmeriChoice Corporation	Ownership	100.000	UnitedHealth Group Incorporated		
		.00000	98-1108620				Amico Saúde Ltda.	BRA	NIA	Santa Helena Assistência Médica S.A.	Ownership	99.030	UnitedHealth Group Incorporated		2
		.00000	98-1108620				Amico Saúde Ltda.	BRA	NIA	Cemed Care – Empresa de Atendimento Clínico Geral Ltda.	Ownership	0.960	UnitedHealth Group Incorporated		2
		.00000					Amil Assistência Médica Internacional S.A.	BRA	IA	Polar II Fundo de Investimento em Participações Multiestratégia	Ownership	91.810	UnitedHealth Group Incorporated		2
		.00000	98-1138212				AMIL International	LUX	NIA	Amil Assistência Médica Internacional S.A.	Ownership	100.000	UnitedHealth Group Incorporated		
		.00000	98-1454564				Análisis Clínicos ML S.A.C.	PER	NIA	Pacífico S.A. Entidad Prestadora de Salud	Ownership	99.990	UnitedHealth Group Incorporated		1
		.00000	82-5124069				Anne Arundel-SCA Holdings, LLC	MD	NIA	SCA-Anne Arundel, LLC	Influence	0.333	UnitedHealth Group Incorporated		5
		.00000	82-4763728				Anne Arundel-SCA Surgicenter, LLC	MD	NIA	Anne Arundel-SCA Holdings, LLC	Influence	0.668	UnitedHealth Group Incorporated		5
		.00000	36-4210293				Antelope Valley Surgery Center, L.P.	CA	NIA	NSC Lancaster, LLC	Ownership	90.490	UnitedHealth Group Incorporated		2
		.00000	26-3913051				Apothecary Holdings, Inc.	DE	NIA	OptumRx Holdings, LLC	Ownership	100.000	UnitedHealth Group Incorporated		
		.00000	86-0960334				Apothecary Shop of Phoenix, Inc.	AZ	NIA	Apothecary Holdings, Inc.	Ownership	100.000	UnitedHealth Group Incorporated		
		.00000	14-1890491				AppleCare Hospitalists Medical Group, Inc.	CA	NIA	Physician(s) owned	Influence	0.000	UnitedHealth Group Incorporated		4
		.00000	45-2852872				AppleCare Medical ACO, LLC	CA	NIA	AppleCare Medical Group, Inc	Influence	0.000	UnitedHealth Group Incorporated		5
		.00000	33-0845269				AppleCare Medical Group St. Francis, Inc.	CA	NIA	Physician(s) owned	Influence	0.000	UnitedHealth Group Incorporated		4
		.00000	33-0898174				AppleCare Medical Group, Inc.	CA	NIA	Physician(s) owned	Influence	0.000	UnitedHealth Group Incorporated		4
		.00000	27-2068687				AppleCare Medical Management, LLC	DE	NIA	Collaborative Care Holdings, LLC	Ownership	100.000	UnitedHealth Group Incorporated		
		.00000					APS – Assistência Personalizada à Saúde Ltda.	BRA	IA	Santa Helena Assistência Médica S.A.	Ownership	99.990	UnitedHealth Group Incorporated		
		.00000					APS – Assistência Personalizada à Saúde Ltda.	BRA	IA	Amil Assistência Médica Internacional S.A.	Ownership	0.010	UnitedHealth Group Incorporated		
		.00000	98-1399975				Aquitania Chilean Holding SpA	CHL	NIA	Bordeaux UK Holdings II Limited	Ownership	100.000	UnitedHealth Group Incorporated		
		.00000	75-2285078				Arcadia Outpatient Surgery Center, L.P.	CA	NIA	Surgicenters of Southern California, Inc.	Influence	37.000	UnitedHealth Group Incorporated		5
		.00000	46-4843100				Arise Physician Group	TX	NIA	SCA Austin Holdings, LLC	Ownership	100.000	UnitedHealth Group Incorporated		
		.00000	86-0813232				Arizona Physicians IPA, Inc.	AZ	IA	UnitedHealthcare, Inc.	Ownership	100.000	UnitedHealth Group Incorporated		
		.00000	75-2055800				Arlington Surgery Center, LLC	TX	NIA	THR-SCA Holdings, LLC	Influence	52.754	UnitedHealth Group Incorporated		5
		.00000	46-1772418				ARTA Health Network, P.C.	CA	NIA	Physician(s) owned	Influence	0.000	UnitedHealth Group Incorporated		4
		.00000	33-0658815				ARTA Western California, Inc.	CA	NIA	Physician(s) owned	Influence	0.000	UnitedHealth Group Incorporated		4
		.00000	46-3907136				ASC Holdings of New Jersey, LLC	NJ	NIA	SC Affiliates, LLC	Ownership	100.000	UnitedHealth Group Incorporated		
		.00000	95-4348431				ASC Network, LLC	DE	NIA	Surgical Care Affiliates, LLC	Ownership	100.000	UnitedHealth Group Incorporated		
		.00000	20-8970704				ASC Operators, LLC	CA	NIA	Surgery Centers-West Holdings, LLC	Influence	49.000	UnitedHealth Group Incorporated		5
		.00000	90-0369702				ASI Global, LLC	TX	NIA	FrontierMEDEX, Inc.	Ownership	100.000	UnitedHealth Group Incorporated		
		.00000	04-3403101				Aspectus, Inc.	MA	NIA	Physician(s) owned	Influence	0.000	UnitedHealth Group Incorporated		4
		.00000	26-3878957				AssuranceRx, LLC	AL	NIA	Optum Pharmacy 705, LLC	Ownership	100.000	UnitedHealth Group Incorporated		
		.00000	45-4014891				Athens ASC Holdings, LLC	GA	NIA	SCA Athens, LLC	Ownership	58.420	UnitedHealth Group Incorporated		2
		.00000	47-0990056				Audax Health Solutions, LLC	DE	NIA	Rally Health, Inc.	Ownership	100.000	UnitedHealth Group Incorporated		
		.00000	58-2028767				Austin Center for Outpatient Surgery, L.P.	GA	NIA	SHC Austin, Inc.	Ownership	54.000	UnitedHealth Group Incorporated		2
		.00000	27-2869469				Avella of Austin, Inc.	AZ	NIA	Apothecary Holdings, Inc.	Ownership	100.000	UnitedHealth Group Incorporated		
		.00000	14-1971726				Avella of Columbus, Inc.	AZ	NIA	Apothecary Holdings, Inc.	Ownership	100.000	UnitedHealth Group Incorporated		
		.00000	13-4318552				Avella of Deer Valley, Inc.	AZ	NIA	Apothecary Holdings, Inc.	Ownership	100.000	UnitedHealth Group Incorporated		
		.00000	45-5238973				Avella of Denver, Inc.	AZ	NIA	Apothecary Holdings, Inc.	Ownership	100.000	UnitedHealth Group Incorporated		
		.00000	86-1044713				Avella of Gilbert, Inc.	AZ	NIA	Apothecary Holdings, Inc.	Ownership	100.000	UnitedHealth Group Incorporated		
		.00000	26-4241458				Avella of Las Vegas II, Inc.	AZ	NIA	Apothecary Holdings, Inc.	Ownership	100.000	UnitedHealth Group Incorporated		
		.00000	46-0609947				Avella of Orlando, Inc.	AZ	NIA	Apothecary Holdings, Inc.	Ownership	100.000	UnitedHealth Group Incorporated		
		.00000	26-0583808				Avella of Phoenix III, Inc.	AZ	NIA	Apothecary Holdings, Inc.	Ownership	100.000	UnitedHealth Group Incorporated		
		.00000	27-0121303				Avella of Sacramento, Inc.	CA	NIA	Apothecary Holdings, Inc.	Ownership	100.000	UnitedHealth Group Incorporated		
		.00000	86-0819588				Avella of Scottsdale, Inc.	AZ	NIA	Apothecary Holdings, Inc.	Ownership	100.000	UnitedHealth Group Incorporated		
		.00000	27-1688911				Avella of St. Louis, Inc.	AZ	NIA	Apothecary Holdings, Inc.	Ownership	100.000	UnitedHealth Group Incorporated		
		.00000	36-4435924				Avella of Tampa, LLC	FL	NIA	Apothecary Holdings, Inc.	Ownership	100.000	UnitedHealth Group Incorporated		
		.00000	20-3253658				Avella of Tucson II, Inc.	AZ	NIA	Apothecary Holdings, Inc.	Ownership	100.000	UnitedHealth Group Incorporated		
		.00000	86-1044712				Avella of Tucson, Inc.	AZ	NIA	Apothecary Holdings, Inc.	Ownership	100.000	UnitedHealth Group Incorporated		
		.00000	35-2563332				Avella Patient Access Program, Inc.	AZ	NIA	Apothecary Holdings, Inc.	Ownership	100.000	UnitedHealth Group Incorporated		

**SCHEDULE Y**  
**PART 1A - DETAIL OF INSURANCE HOLDING COMPANY SYSTEM**

1	2	3	4	5	6	7	8	9	10	11	12	13	14	15	16
Group Code	Group Name	NAIC Company Code	ID Number	Federal RSSD	CIK	Name of Securities Exchange if Publicly Traded (U.S. or International)	Names of Parent, Subsidiaries Or Affiliates	Domiciliary Location	Relationship to Reporting Entity	Directly Controlled by (Name of Entity/Person)	Type of Control (Ownership, Board, Management, Attorney-in-Fact, Influence, Other)	If Control is Ownership Provide Percentage	Ultimate Controlling Entity(ies)/Person(s)	Is an SCA Filing Required? (Y/N)	*
		.00000	20-4057813				Aveta Inc.	DE	NIA	Collaborative Care Holdings, LLC	Ownership	100.000	UnitedHealth Group Incorporated		
		.00000	30-0842394				AxelaCare Intermediate Holdings, LLC	DE	NIA	OptumRx, Inc.	Ownership	100.000	UnitedHealth Group Incorporated		
		.00000	61-1708598				AxelaCare, LLC	DE	NIA	AxelaCare Intermediate Holdings, LLC	Ownership	100.000	UnitedHealth Group Incorporated		
		.00000	72-1097827				B.R.A.S.S. Partnership in Commendam	LA	NIA	Surgery Center Holding, LLC	Ownership	67.940	UnitedHealth Group Incorporated		2
		.00000	98-1462787				Banmedica Colombia SpA	COL	NIA	Banmedica Internacional SpA	Ownership	100.000	UnitedHealth Group Incorporated		
		.00000	98-1444151				Banmedica Internacional SpA	CHL	NIA	Banmedica S.A.	Ownership	99.000	UnitedHealth Group Incorporated		
		.00000	98-1444151				Banmedica Internacional SpA	CHL	NIA	Saden S.A.	Ownership	1.000	UnitedHealth Group Incorporated		
		.00000	98-1444127				Banmedica S.A.	CHL	NIA	Bordeaux Holding SpA	Ownership	98.229	UnitedHealth Group Incorporated		2
		.00000	47-2083076				Beach Surgical Holdings II LLC	CA	NIA	SCA Surgicare of Laguna Hills, LLC	Influence	49.000	UnitedHealth Group Incorporated		5
		.00000	47-4504390				Beach Surgical Holdings III, LLC	CA	NIA	Surgicare of La Veta, Inc.	Ownership	63.870	UnitedHealth Group Incorporated		2
		.00000	88-0267857				Behavioral Healthcare Options, Inc.	NV	NIA	Sierra Health Services, Inc.	Ownership	100.000	UnitedHealth Group Incorporated		
		.00000	75-2196889				Belleville Surgical Center, Ltd., an Illinois Limited Partnership	IL	NIA	Surgicare of Belleville, LLC	Ownership	61.200	UnitedHealth Group Incorporated		2
		.00000	42-1485537				Benefit Administration for the Self Employed, L.L.C.	IA	NIA	HealthMarkets, LLC	Ownership	80.000	UnitedHealth Group Incorporated		2
		.00000	46-1134506				Benefitter Insurance Solutions, Inc.	DE	NIA	HealthMarkets Insurance Agency, Inc.	Ownership	100.000	UnitedHealth Group Incorporated		
		.00000					Better Health Value Network, LLC	WA	NIA	Polyclinic, PLLC	Influence	63.160	UnitedHealth Group Incorporated		5
		.00000	22-3858211				Bexar Imaging Center, LLC	TX	NIA	WellMed Networks, Inc.	Influence	0.000	UnitedHealth Group Incorporated		5
		.00000	63-0984076				Birmingham Outpatient Surgery Center, Ltd.	AL	NIA	Birmingham Outpatient Surgical Center, LLC	Ownership	100.000	UnitedHealth Group Incorporated		
		.00000	63-0847380				Birmingham Outpatient Surgical Center, LLC	DE	NIA	Surgery Center Holding, LLC	Ownership	100.000	UnitedHealth Group Incorporated		
		.00000	05-0359457				Blackstone Valley Surgicare GP, LLC	DE	NIA	Surgery Center Holding, LLC	Ownership	100.000	UnitedHealth Group Incorporated		
		.00000	62-1530122				Blue Ridge Day Surgery Center, L.P.	TN	NIA	Blue Ridge GP, LLC	Influence	38.208	UnitedHealth Group Incorporated		5
		.00000	27-2241593				Blue Ridge GP, LLC	NC	NIA	SCA-Blue Ridge, LLC	Ownership	100.000	UnitedHealth Group Incorporated		
		.00000	37-1945431				Blue Ridge Properties, LLC	DE	NIA	Blue Ridge GP, LLC	Influence	0.382	UnitedHealth Group Incorporated		5
		.00000	65-0241934				Boca Raton Outpatient Surgery & Laser Center, Ltd.	FL	NIA	Surgery Center of Boca Raton, Inc.	Influence	20.000	UnitedHealth Group Incorporated		5
		.00000	98-1396690				Bordeaux (Barbados) Holdings I, SRL	BRB	NIA	UnitedHealth Group International Holdings I Inc.	Ownership	100.000	UnitedHealth Group Incorporated		
		.00000	98-1396559				Bordeaux (Barbados) Holdings II, SRL	BRB	NIA	Bordeaux (Barbados) Holdings I, SRL	Ownership	100.000	UnitedHealth Group Incorporated		
		.00000	98-1403634				Bordeaux (Barbados) Holdings III, SRL	BRB	NIA	Bordeaux (Barbados) Holdings II, SRL	Ownership	100.000	UnitedHealth Group Incorporated		
		.00000	98-1398490				Bordeaux Holding SpA	CHL	NIA	Aquitania Chilean Holding SpA	Ownership	100.000	UnitedHealth Group Incorporated		
		.00000	82-3147824				Bordeaux International Holdings, Inc.	DE	NIA	UnitedHealth Group Incorporated	Ownership	100.000	UnitedHealth Group Incorporated		
		.00000	98-1390574				Bordeaux UK Holdings I Limited	GBR	NIA	Bordeaux International Holdings, Inc.	Ownership	100.000	UnitedHealth Group Incorporated		
		.00000	98-1391914				Bordeaux UK Holdings II Limited	GBR	NIA	Bordeaux UK Holdings I Limited	Ownership	100.000	UnitedHealth Group Incorporated		
		.00000	98-1389224				Bordeaux UK Holdings III Limited	GBR	NIA	Bordeaux UK Holdings II Limited	Ownership	100.000	UnitedHealth Group Incorporated		
		.00000	98-1112673				Bosque Medical Center Ltda.	BRA	NIA	Amil Assistência Médica Internacional S.A.	Ownership	82.880	UnitedHealth Group Incorporated		2
		.00000	98-1112673				Bosque Medical Center Ltda.	BRA	NIA	Esho - Empresa de Serviços Hospitalares S.A.	Ownership	17.110	UnitedHealth Group Incorporated		2
		.00000	20-2387834				Brandon Ambulatory Surgery Center, LC	FL	NIA	SCA-Brandon, LLC	Ownership	54.540	UnitedHealth Group Incorporated		2
		.00000	90-0884047				BriovaRx Infusion Services 102, LLC	DE	NIA	BriovaRx Infusion Services, Inc.	Ownership	100.000	UnitedHealth Group Incorporated		
		.00000	57-0861358				BriovaRx Infusion Services 200, Inc.	SC	NIA	Ambient Healthcare, Inc.	Ownership	100.000	UnitedHealth Group Incorporated		
		.00000	55-0802777				BriovaRx Infusion Services 201, Inc.	FL	NIA	Ambient Healthcare, Inc.	Ownership	100.000	UnitedHealth Group Incorporated		
		.00000	20-4881413				BriovaRx Infusion Services 202, Inc.	FL	NIA	Ambient Healthcare, Inc.	Ownership	100.000	UnitedHealth Group Incorporated		
		.00000	33-1012700				BriovaRx Infusion Services 203, Inc.	FL	NIA	Ambient Healthcare, Inc.	Ownership	100.000	UnitedHealth Group Incorporated		
		.00000	55-0802774				BriovaRx Infusion Services 204, Inc.	FL	NIA	Ambient Healthcare, Inc.	Ownership	100.000	UnitedHealth Group Incorporated		
		.00000	26-3738273				BriovaRx Infusion Services 205, Inc.	FL	NIA	Ambient Healthcare, Inc.	Ownership	100.000	UnitedHealth Group Incorporated		
		.00000	55-0802779				BriovaRx Infusion Services 209, Inc.	GA	NIA	Ambient Healthcare, Inc.	Ownership	100.000	UnitedHealth Group Incorporated		
		.00000	26-2565032				BriovaRx Infusion Services 305, LLC	DE	NIA	BriovaRx Infusion Services, Inc.	Ownership	100.000	UnitedHealth Group Incorporated		
		.00000	26-4312858				BriovaRx Infusion Services 402, LLC	CA	NIA	SCP Specialty Infusion, LLC	Ownership	100.000	UnitedHealth Group Incorporated		
		.00000	27-3918706				BriovaRx Infusion Services, Inc.	DE	NIA	AxelaCare, LLC	Ownership	100.000	UnitedHealth Group Incorporated		
		.00000	20-4515146				BriovaRx of California, Inc.	CA	NIA	Salveo Specialty Pharmacy, Inc.	Ownership	100.000	UnitedHealth Group Incorporated		
		.00000	11-3647935				BriovaRx of Florida, Inc.	DE	NIA	OptumRx PBM of Illinois, Inc.	Ownership	100.000	UnitedHealth Group Incorporated		

STATEMENT AS OF SEPTEMBER 30, 2019 OF THE UnitedHealthcare of Wisconsin, Inc.

**SCHEDULE Y**  
**PART 1A - DETAIL OF INSURANCE HOLDING COMPANY SYSTEM**

1	2	3	4	5	6	7	8	9	10	11	12	13	14	15	16
Group Code	Group Name	NAIC Company Code	ID Number	Federal RSSD	CIK	Name of Securities Exchange if Publicly Traded (U.S. or International)	Names of Parent, Subsidiaries Or Affiliates	Domiciliary Location	Relationship to Reporting Entity	Directly Controlled by (Name of Entity/Person)	Type of Control (Ownership, Board, Management, Attorney-in-Fact, Influence, Other)	If Control is Ownership Provide Percentage	Ultimate Controlling Entity(ies)/Person(s)	Is an SCA Filing Required? (Y/N)	*
		.00000	27-1930321				BriovaRx of Georgia, LLC	AL	NIA	Optum Pharmacy 705, LLC	Ownership	100.000	UnitedHealth Group Incorporated		
		.00000	46-2790537				BriovaRx of Louisiana, L.L.C.	LA	NIA	Optum Pharmacy 705, LLC	Ownership	100.000	UnitedHealth Group Incorporated		
		.00000	01-0516051				BriovaRx of Maine, Inc.	ME	NIA	OptumRx PBM of Illinois, Inc.	Ownership	100.000	UnitedHealth Group Incorporated		
		.00000	27-3331130				BriovaRx of Massachusetts, LLC	MA	NIA	OptumRx PBM of Illinois, Inc.	Ownership	100.000	UnitedHealth Group Incorporated		
		.00000	74-3103518				BriovaRx of New York, Inc.	NY	NIA	Salveo Specialty Pharmacy, Inc.	Ownership	100.000	UnitedHealth Group Incorporated		
		.00000	20-2719823				BriovaRx of Texas, Inc.	TX	NIA	BriovaRx of Florida, Inc.	Ownership	100.000	UnitedHealth Group Incorporated		
		.00000	82-4030553				BriovaRx Specialty, LLC	DE	NIA	OptumRx Administrative Services, LLC	Ownership	100.000	UnitedHealth Group Incorporated		
		.00000	47-4278378				Cabin Enterprises, LLC	DE	NIA	Cabin Holdings, LLC	Ownership	100.000	UnitedHealth Group Incorporated		
		.00000	47-4264867				Cabin Holdings, LLC	DE	NIA	OptumHealth Holdings, LLC	Ownership	100.000	UnitedHealth Group Incorporated		
		.00000	20-1711131				California Medical Group Insurance Company, Risk Retention Group	AZ	NIA	OptumCare Management, LLC	Ownership	67.000	UnitedHealth Group Incorporated		2
		.00000	61-1732160				California MedTrans Network IPA LLC	CA	NIA	California MedTrans Network MSO LLC	Ownership	100.000	UnitedHealth Group Incorporated		
		.00000	36-4780748				California MedTrans Network MSO LLC	CA	NIA	National MedTrans, LLC	Ownership	100.000	UnitedHealth Group Incorporated		
		.00000	81-0881243				California Spring Holdings, PC	CA	NIA	Physician(s) owned	Influence	0.000	UnitedHealth Group Incorporated		4
		.00000	52-1597478				Camp Hill Ambulatory Centers	PA	NIA	Camp Hill-SCA Centers, LLC	Influence	49.000	UnitedHealth Group Incorporated		5
		.00000	52-1597484				Camp Hill-SCA Centers, LLC	DE	NIA	SC Affiliates, LLC	Ownership	100.000	UnitedHealth Group Incorporated		
		.00000	27-3955254				Capital City Medical Group, L.L.C.	LA	NIA	UnitedHealthcare, Inc.	Ownership	100.000	UnitedHealth Group Incorporated		
		.00000	46-1981651				Cardio Management, Inc.	DE	NIA	OrthoNet Holdings, Inc.	Ownership	100.000	UnitedHealth Group Incorporated		
		.00000	20-8375685				Care Improvement Plus Group Management, LLC	MD	NIA	XLHealth Corporation	Ownership	100.000	UnitedHealth Group Incorporated		
.0707	UnitedHealth Group Incorporated	.12558	45-4976934				Care Improvement Plus of Texas Insurance Company	TX	IA	XLHealth Corporation	Ownership	100.000	UnitedHealth Group Incorporated		
.0707	UnitedHealth Group Incorporated	.12567	20-3888112				Care Improvement Plus South Central Insurance Company	AR	IA	XLHealth Corporation	Ownership	100.000	UnitedHealth Group Incorporated		
.0707	UnitedHealth Group Incorporated	.14041	27-5038136				Care Improvement Plus Wisconsin Insurance Company	WI	IA	XLHealth Corporation	Ownership	100.000	UnitedHealth Group Incorporated		
		.00000	98-1328471				Casa de Saúde Santa Therezinha Ltda.	BRA	NIA	Hospital Alvorada de Taguatinga Ltda.	Ownership	99.990	UnitedHealth Group Incorporated		2
		.00000	98-1328471				Casa de Saúde Santa Therezinha Ltda.	BRA	NIA	Esho - Empresa de Serviços Hospitalares S.A.	Ownership	0.000	UnitedHealth Group Incorporated		2
		.00000	82-5207935				Castle Rock SurgiCenter, LLC	CO	NIA	SCA-Castle Rock, LLC	Ownership	62.080	UnitedHealth Group Incorporated		2
		.00000	20-5807941				Catalyst360, LLC	DE	NIA	Optum Services, Inc.	Ownership	100.000	UnitedHealth Group Incorporated		
		.00000					Catamaran Finance (Ireland) Unlimited Company	IRL	NIA	Catamaran S.á.r.l.	Ownership	100.000	UnitedHealth Group Incorporated		
		.00000	98-1069737				Catamaran S.á.r.l.	LUX	NIA	UnitedHealthcare International II S.á.r.l.	Ownership	100.000	UnitedHealth Group Incorporated		
		.00000	82-1715584				CCEC Anesthesia Management, LLC	TX	NIA	Corpus Christi Endoscopy Center, L.L.P.	Influence	1.000	UnitedHealth Group Incorporated		5
		.00000	27-2533497				CDC Holdings Colombia S.A.S.	COL	NIA	Bordeaux UK Holdings II Limited	Ownership	100.000	UnitedHealth Group Incorporated		
		.00000	98-1111491				Cedar Park Surgery Center, LLC	TX	NIA	SCA Cedar Park Holdings, LLC	Ownership	53.520	UnitedHealth Group Incorporated		2
		.00000	98-1111491				Cemed Care - Empresa de Atendimento Clínico Geral Ltda.	BRA	NIA	Anil Assistência Médica Internacional S.A.	Ownership	99.990	UnitedHealth Group Incorporated		2
		.00000	98-1111491				Cemed Care - Empresa de Atendimento Clínico Geral Ltda.	BRA	NIA	Esho - Empresa de Serviços Hospitalares S.A.	Ownership	0.000	UnitedHealth Group Incorporated		2
		.00000	33-0483510				Centers for Family Medicine, GP	CA	NIA	MHIPA Physician Two Holdco	Influence	0.000	UnitedHealth Group Incorporated		5
		.00000	98-1448150				Central de Compras SpA	CHL	NIA	Inversiones Clínicas Santa María S.A.	Ownership	100.000	UnitedHealth Group Incorporated		
		.00000	45-4131797				Central Indiana Care Organization, LLC	IN	NIA	AHN Target Holdings, LLC	Ownership	100.000	UnitedHealth Group Incorporated		
		.00000	45-5600514				Central Ohio Care Organization, LLC	OH	NIA	AHN Target Holdings, LLC	Ownership	100.000	UnitedHealth Group Incorporated		
		.00000	30-1080342				CentrifyHealth, LLC	DE	NIA	UnitedHealth Group Incorporated	Ownership	100.000	UnitedHealth Group Incorporated		
		.00000					CentriHealth Corporation	CAN	NIA	CentrifyHealth, LLC	Ownership	100.000	UnitedHealth Group Incorporated		
		.00000					CentriHealth UK Limited	GBR	NIA	CentrifyHealth, LLC	Ownership	100.000	UnitedHealth Group Incorporated		
		.00000					Centro de Entrenamiento en Reanimación y Prevención Limitada (CERP)	CHL	NIA	Clínica Dávila y Servicios Médicos S.A.	Ownership	99.000	UnitedHealth Group Incorporated		
		.00000					Centro de Entrenamiento en Reanimación y Prevención Limitada (CERP)	CHL	NIA	Servicios Integrados de Salud Ltda.	Ownership	1.000	UnitedHealth Group Incorporated		
		.00000	98-1450490				Centro de Servicios Compartidos Barmédica S.A.	CHL	NIA	Barmédica S.A.	Ownership	99.900	UnitedHealth Group Incorporated		1

STATEMENT AS OF SEPTEMBER 30, 2019 OF THE UnitedHealthcare of Wisconsin, Inc.

**SCHEDULE Y**  
**PART 1A - DETAIL OF INSURANCE HOLDING COMPANY SYSTEM**

1	2	3	4	5	6	7	8	9	10	11	12	13	14	15	16
Group Code	Group Name	NAIC Company Code	ID Number	Federal RSSD	CIK	Name of Securities Exchange if Publicly Traded (U.S. or International)	Names of Parent, Subsidiaries Or Affiliates	Domi-ciliary Location	Relation-ship to Reporting Entity	Directly Controlled by (Name of Entity/Person)	Type of Control (Ownership, Board, Management, Attorney-in-Fact, Influence, Other)	If Control is Ownership Provide Percentage	Ultimate Controlling Entity(ies)/Person(s)	Is an SCA Filing Re-quired? (Y/N)	*
		.00000					Centro Médico Hospitalar Pitangueiras Ltda.	.BRA	NIA	Esho – Empresa de Serviços Hospitalares S.A.	Ownership	100.000	UnitedHealth Group Incorporated		
		.00000					Centro Médico Hospitalar Pitangueiras Ltda.	.BRA	NIA	Hospital Alvorada de Taguatinga Ltda.	Ownership	0.001	UnitedHealth Group Incorporated		
		.00000	98-1457197				Centro Médico Odontológico Americano S.A.C.	.PER	NIA	Pacifico S.A. Entidad Prestadora de Salud	Ownership	80.000	UnitedHealth Group Incorporated		1
		.00000	98-1451635				Centromed Quilpué S.A.	.CHL	NIA	Administradora Médica Centromed S.A.	Ownership	93.450	UnitedHealth Group Incorporated		2
		.00000					Centros Médicos y Dentales Multimed Ltda.	.CHL	NIA	Omesa S.A.	Ownership	99.990	UnitedHealth Group Incorporated		
		.00000					Centros Médicos y Dentales Multimed Ltda.	.CHL	NIA	Clínica Dávila y Servicios Médicos S.A.	Ownership	0.010	UnitedHealth Group Incorporated		
		.00000	46-1454664				Channel Islands Surgicenter Properties, LLC	.DE	NIA	SCA Holding Company, Inc.	Ownership	62.743	UnitedHealth Group Incorporated		2
		.00000	58-1709761				Charleston Surgery Center Limited Partnership	.SC	NIA	SCA-Charleston, LLC	Influence	20.343	UnitedHealth Group Incorporated		5
		.00000	82-3973199				Charleston Surgery Properties, LLC	.DE	NIA	SCA-Charleston, LLC	Ownership	50.850	UnitedHealth Group Incorporated		2
		.00000	56-1449531				Charlotte Surgery Center, LLC	.NC	NIA	Charlotte-SC, LLC	Influence	21.780	UnitedHealth Group Incorporated		5
		.00000	62-1262567				Charlotte-SC, LLC	.DE	NIA	SC Affiliates, LLC	Ownership	100.000	UnitedHealth Group Incorporated		
		.00000	26-2389638				Childrens Surgery Center, LLC	.FL	NIA	SCA-Central Florida, LLC	Ownership	52.202	UnitedHealth Group Incorporated		2
		.00000	98-1093539				ChinaGate (Hong Kong) Limited	.CHN	NIA	Optum, Inc.	Ownership	100.000	UnitedHealth Group Incorporated		
		.00000	62-1510209				Citrus Regional Surgery Center, L.P.	.TN	NIA	SCA-Citrus, Inc.	Ownership	57.000	UnitedHealth Group Incorporated		2
		.00000	20-3742012				Cleburne Surgical Center, LLC	.TX	NIA	THR-SCA Holdings, LLC	Influence	51.000	UnitedHealth Group Incorporated		5
		.00000	98-1459640				Clínica Alameda S.A.	.CHL	NIA	VidaIntegra S.A.	Ownership	99.841	UnitedHealth Group Incorporated		
		.00000	98-1459640				Clínica Alameda S.A.	.CHL	NIA	Saden S.A.	Ownership	0.159	UnitedHealth Group Incorporated		
		.00000	98-1443171				Clínica Bio Bio S.A.	.CHL	NIA	Inversiones Clínicas Santa María S.A.	Ownership	100.000	UnitedHealth Group Incorporated		
		.00000	98-1442191				Clínica Ciudad del Mar S.A.	.CHL	NIA	Inversiones Clínicas Santa María S.A.	Ownership	100.000	UnitedHealth Group Incorporated		
		.00000	98-1446132				Clínica Dávila y Servicios Médicos S.A.	.CHL	NIA	Banmédica S.A.	Ownership	99.991	UnitedHealth Group Incorporated		
		.00000	98-1446132				Clínica Dávila y Servicios Médicos S.A.	.CHL	NIA	Clínica Santa María S.A.	Ownership	0.009	UnitedHealth Group Incorporated		
		.00000					Clínica del Country S.A.	.COL	NIA	Banmédica Internacional SpA	Ownership	50.000	UnitedHealth Group Incorporated		
		.00000					Clínica del Country S.A.	.COL	NIA	CDC Holdings Colombia S.A.S.	Ownership	50.000	UnitedHealth Group Incorporated		
		.00000	98-1350667				Clínica Médico Cirúrgica de Santa Tecla, S.A.	.PRT	NIA	Lusíadas, SGPS, S.A.	Ownership	100.000	UnitedHealth Group Incorporated		
		.00000					Clínica San Borja (La Esperanza del Perú S.A.)	.PER	NIA	Pacifico S.A. Entidad Prestadora de Salud	Ownership	99.990	UnitedHealth Group Incorporated		1
		.00000	98-1462343				Clínica San Felipe S.A.	.PER	NIA	Pacifico S.A. Entidad Prestadora de Salud	Ownership	93.740	UnitedHealth Group Incorporated		1
		.00000	98-1455936				Clínica Sánchez Ferrer S.A.	.PER	NIA	Pacifico S.A. Entidad Prestadora de Salud	Ownership	99.990	UnitedHealth Group Incorporated		1
		.00000	98-1442754				Clínica Santa María S.A.	.CHL	NIA	Banmédica S.A.	Ownership	99.433	UnitedHealth Group Incorporated		2
		.00000	98-1442745				Clínica Vespucio S.A.	.CHL	NIA	Inversiones Clínicas Santa María S.A.	Ownership	100.000	UnitedHealth Group Incorporated		
		.00000	46-2879718				Clinical Partners of Colorado Springs, LLC	.CO	NIA	OptumCare Colorado, LLC	Ownership	50.000	UnitedHealth Group Incorporated		2
		.00000	20-2236024				Clinton Partners, LLC	.MI	NIA	HFHS-SCA Holdings, LLC	Influence	52.700	UnitedHealth Group Incorporated		5
		.00000	98-1350671				CLISA – Clínica de Santo António, S.A.	.PRT	NIA	Lusíadas, SGPS, S.A.	Ownership	100.000	UnitedHealth Group Incorporated		
		.00000	98-1337968				CMO – Centro Médico de Oftalmología S/S Ltda.	.BRA	NIA	Hospital Alvorada de Taguatinga Ltda.	Ownership	99.000	UnitedHealth Group Incorporated		
		.00000	98-1337968				CMO – Centro Médico de Oftalmología S/S Ltda.	.BRA	NIA	Lotten-Eyes Oftalmologia Clinica e Cirurgica Ltda.	Ownership	1.000	UnitedHealth Group Incorporated		
		.00000	98-1277015				CMS – Central de Manipulação e Serviços Farmacêuticos S.A.	.BRA	NIA	COI – Clínicas Oncológicas Integradas S.A.	Ownership	100.000	UnitedHealth Group Incorporated		
		.00000	71-0873411				CNIC Health Solutions, Inc.	.CO	NIA	Rocky Mountain Health Maintenance Organization, Incorporated	Ownership	100.000	UnitedHealth Group Incorporated		
		.00000	56-2674371				Coachella Valley Physicians of PrimeCare, Inc.	.CA	NIA	PrimeCare of Riverside, Inc.	Ownership	100.000	UnitedHealth Group Incorporated		
		.00000	27-1193028				Coalition for Advanced Pharmacy Services, Inc.	.DE	NIA	OptumRx Health Solutions, LLC	Ownership	93.266	UnitedHealth Group Incorporated		
		.00000	27-1193028				Coalition for Advanced Pharmacy Services, Inc.	.DE	NIA	OptumRx PBM of Maryland, LLC	Ownership	5.341	UnitedHealth Group Incorporated		
		.00000	27-1193028				Coalition for Advanced Pharmacy Services, Inc.	.DE	NIA	Optum Hospice Pharmacy Services, LLC	Ownership	1.277	UnitedHealth Group Incorporated		
		.00000	27-1193028				Coalition for Advanced Pharmacy Services, Inc.	.DE	NIA	OptumRx Home Delivery of Ohio, LLC	Ownership	0.116	UnitedHealth Group Incorporated		

**SCHEDULE Y**  
**PART 1A - DETAIL OF INSURANCE HOLDING COMPANY SYSTEM**

1	2	3	4	5	6	7	8	9	10	11	12	13	14	15	16
Group Code	Group Name	NAIC Company Code	ID Number	Federal RSSD	CIK	Name of Securities Exchange if Publicly Traded (U.S. or International)	Names of Parent, Subsidiaries Or Affiliates	Domiciliary Location	Relationship to Reporting Entity	Directly Controlled by (Name of Entity/Person)	Type of Control (Ownership, Board, Management, Attorney-in-Fact, Influence, Other)	If Control is Ownership Provide Percentage	Ultimate Controlling Entity(ies)/Person(s)	Is an SCA Filing Required? (Y/N)	*
		.00000	33-0714414				Coastal Physicians Management, Inc.	CA	NIA	OptumCare Management, LLC	Ownership	100.000	UnitedHealth Group Incorporated		
		.00000	98-1276040				COI - Clínicas Oncológicas Integradas S.A.	BRA	NIA	COI Participações S.A.	Influence	100.000	UnitedHealth Group Incorporated		5
		.00000	27-2337616				Collaborative Care Holdings, LLC	DE	NIA	OptumHealth Holdings, LLC	Ownership	100.000	UnitedHealth Group Incorporated		
		.00000	27-2337487				Collaborative Care Services, Inc.	DE	NIA	Collaborative Care Holdings, LLC	Ownership	100.000	UnitedHealth Group Incorporated		
		.00000	45-2614005				Collaborative Realty, LLC	NY	NIA	Collaborative Care Holdings, LLC	Ownership	100.000	UnitedHealth Group Incorporated		
		.00000					Colmedica Medicina Prepagada	COL	NIA	Banmedica S.A.	Ownership	76.270	UnitedHealth Group Incorporated		
		.00000					Colmedica Medicina Prepagada	COL	NIA	Constructora e Inmobiliaria Magapoq S.A.	Ownership	23.730	UnitedHealth Group Incorporated		
		.00000	83-1529015				Colonial Outpatient Surgery Center, LLC	FL	NIA	SCA-Colonial Partners, LLC	Influence	0.530	UnitedHealth Group Incorporated		5
		.00000	37-1636677				Colorado Innovative Physician Solutions, Inc.	CO	NIA	OptumCare Colorado, LLC	Ownership	100.000	UnitedHealth Group Incorporated		
		.00000	84-1160450				Colorado Springs Surgery Center, Ltd.	CO	NIA	SCA-Colorado Springs, LLC	Ownership	95.000	UnitedHealth Group Incorporated		2
		.00000	11-3647007				Comfort Care Transportation, LLC	TX	NIA	WellMed Medical Management, Inc.	Ownership	100.000	UnitedHealth Group Incorporated		
		.00000	06-1592173				Connecticut Surgery Center, Limited Partnership	CT	NIA	Connecticut Surgical Center, LLC	Ownership	51.000	UnitedHealth Group Incorporated		2
		.00000	26-1313646				Connecticut Surgery Properties, LLC	DE	NIA	Connecticut Surgical Center, LLC	Ownership	100.000	UnitedHealth Group Incorporated		
		.00000	06-1156342				Connecticut Surgical Center, LLC	DE	NIA	Surgical Care Affiliates, LLC	Ownership	82.250	UnitedHealth Group Incorporated		2
		.00000	98-1448720				Constructora e Inmobiliaria Magapoq S.A.	CHL	NIA	Banmedica S.A.	Ownership	99.900	UnitedHealth Group Incorporated		
		.00000	98-1448720				Constructora e Inmobiliaria Magapoq S.A.	CHL	NIA	Inmobiliaria Apoquindo 3600 Ltda.	Ownership	0.100	UnitedHealth Group Incorporated		
		.00000	20-0231080				Consumer Wellness Solutions, Inc.	DE	NIA	Optum Services, Inc.	Ownership	100.000	UnitedHealth Group Incorporated		
		.00000	20-2595593				Corpus Christi Endoscopy Center, L.L.P.	TX	NIA	SCA Pacific Holdings, Inc.	Influence	18.500	UnitedHealth Group Incorporated		5
		.00000					Country Scan Ltda.	COL	NIA	Patrimonio Autónomo Nueva Clínica - PANC.	Ownership	51.800	UnitedHealth Group Incorporated		2
		.00000	26-0080565				Cypress Care, Inc.	DE	NIA	Healthcare Solutions, Inc.	Ownership	100.000	UnitedHealth Group Incorporated		
		.00000	63-1263704				Danbury Surgical Center, L.P.	GA	NIA	SCA Danbury Surgical Center, LLC	Ownership	50.419	UnitedHealth Group Incorporated		2
		.00000	81-5101448				David Moen, M.D. P.C.	NY	NIA	Orthology, Inc.	Influence	0.000	UnitedHealth Group Incorporated		5
		.00000	45-2380022				David R. Ferrell, M.D., P.C.	NY	NIA	Physician(s) owned	Influence	0.000	UnitedHealth Group Incorporated		4
		.00000	11-2811353				Day-OP Center Of Long Island Inc.	NY	NIA	Physician(s) owned	Influence	0.000	UnitedHealth Group Incorporated		4
		.00000					Day-Op Surgery Consulting Company, LLC	DE	NIA	ProHEALTH Medical Management, LLC	Ownership	100.000	UnitedHealth Group Incorporated		
		.00000	52-1811176				DBP Services of New York IPA, Inc.	NY	NIA	Dental Benefit Providers, Inc.	Ownership	100.000	UnitedHealth Group Incorporated		
		.00000	52-1452809				Dental Benefit Providers of California, Inc.	CA	IA	Dental Benefit Providers, Inc.	Ownership	100.000	UnitedHealth Group Incorporated		
.0707	UnitedHealth Group Incorporated	.52053	36-4008355				Dental Benefit Providers of Illinois, Inc.	IL	IA	Dental Benefit Providers, Inc.	Ownership	100.000	UnitedHealth Group Incorporated		
		.00000	41-2014834				Dental Benefit Providers, Inc.	DE	NIA	United HealthCare Services, Inc.	Ownership	100.000	UnitedHealth Group Incorporated		
		.00000	47-0926556				Denton Endoscopy Surgery Center, LLC	TX	NIA	THR-SCA Holdings, LLC	Influence	0.000	UnitedHealth Group Incorporated		5
		.00000	82-1436601				Denton Surgery Center, LLC	TX	NIA	THR-SCA Holdings, LLC	Influence	53.600	UnitedHealth Group Incorporated		5
		.00000	98-1460401				Derry Surgical Center, LLC	NH	NIA	SCA-Derry, LLC	Ownership	71.000	UnitedHealth Group Incorporated		2
		.00000	98-1460347				Diagnóstico Ecotomográfico Centromed Ltda.	CHL	NIA	Administradora Médica Centromed S.A.	Ownership	50.000	UnitedHealth Group Incorporated		2
		.00000	98-1460347				Diagnóstico por Imágenes Centromed Ltda.	CHL	NIA	Administradora Médica Centromed S.A.	Ownership	93.340	UnitedHealth Group Incorporated		
		.00000	98-1460347				Diagnóstico por Imágenes Centromed Ltda.	CHL	NIA	Centromed Quilpué S.A.	Ownership	6.660	UnitedHealth Group Incorporated		
		.00000	33-0292435				Digestive Disease Center, L.P.	CA	NIA	Beach Surgical Holdings LLC	Influence	51.800	UnitedHealth Group Incorporated		5
		.00000	98-1285762				Dilab Medicina Nuclear Ltda.	BRA	NIA	Esho - Empresa de Serviços Hospitalares S.A.	Ownership	95.000	UnitedHealth Group Incorporated		2
		.00000	30-0238641				Distance Learning Network, Inc.	DE	NIA	OptumHealth Holdings, LLC	Ownership	100.000	UnitedHealth Group Incorporated		
		.00000	82-5264853				Doctor + S.A.C.	PER	NIA	Pacifico S.A. Entidad Prestadora de Salud	Ownership	99.900	UnitedHealth Group Incorporated		1
		.00000	82-5181311				Dry Creek Surgery Center, LLC	CO	NIA	SCA-DRY CREEK, LLC	Ownership	55.000	UnitedHealth Group Incorporated		2
		.00000	27-2103713				DTC Surgery Center, LLC	CO	NIA	SCA-DTC Holdings, LLC	Ownership	55.000	UnitedHealth Group Incorporated		2
		.00000	04-3106404				Dublin Surgery Center, LLC	OH	NIA	SCA-Dublin, LLC	Ownership	58.800	UnitedHealth Group Incorporated		2
		.00000	59-3625966				Duncan Printing Services, LLC	SC	NIA	UnitedHealthcare Insurance Company	Ownership	100.000	UnitedHealth Group Incorporated		
		.00000	59-3705426				Durable Medical Equipment, Inc.	MA	NIA	Physician(s) owned	Influence	0.000	UnitedHealth Group Incorporated		4
		.00000	05-4660712				DWIC of Tampa Bay, Inc.	FL	NIA	MedExpress Development, LLC	Ownership	100.000	UnitedHealth Group Incorporated		
		.00000	95-4660712				E Street Endoscopy, LLC	FL	NIA	West Coast Endoscopy Holdings, LLC	Ownership	51.000	UnitedHealth Group Incorporated		2
		.00000	02-0593133				Ear Professionals International Corporation	DE	NIA	Specialty Benefits, LLC	Ownership	0.002	UnitedHealth Group Incorporated		2
		.00000	71-0923682				East Brunswick Surgery Center, LLC	NJ	NIA	ASC Holdings of New Jersey, LLC	Ownership	51.000	UnitedHealth Group Incorporated		2
		.00000	84-1162764				eCode Solutions, LLC	DE	NIA	Surgical Care Affiliates, LLC	Ownership	100.000	UnitedHealth Group Incorporated		
		.00000					Electronic Network Systems, Inc.	DE	NIA	OptumInsight, Inc.	Ownership	100.000	UnitedHealth Group Incorporated		

STATEMENT AS OF SEPTEMBER 30, 2019 OF THE UnitedHealthcare of Wisconsin, Inc.

**SCHEDULE Y**  
**PART 1A - DETAIL OF INSURANCE HOLDING COMPANY SYSTEM**

1	2	3	4	5	6	7	8	9	10	11	12	13	14	15	16
Group Code	Group Name	NAIC Company Code	ID Number	Federal RSSD	CIK	Name of Securities Exchange if Publicly Traded (U.S. or International)	Names of Parent, Subsidiaries Or Affiliates	Domiciliary Location	Relationship to Reporting Entity	Directly Controlled by (Name of Entity/Person)	Type of Control (Ownership, Board, Management, Attorney-in-Fact, Influence, Other)	If Control is Ownership Provide Percentage	Ultimate Controlling Entity(ies)/Person(s)	Is an SCA Filing Required? (Y/N)	*
		.00000	98-1339173				Eual Participações S.A.	BRA	NIA	Amil Assistência Médica Internacional S.A.	Ownership	60.000	UnitedHealth Group Incorporated		
		.00000	98-1339173				Eual Participações S.A.	BRA	NIA	Esho – Empresa de Serviços Hospitalares S.A.	Ownership	40.000	UnitedHealth Group Incorporated		
		.00000	33-0181426				Empire Physician Management Company, LLC	CA	NIA	North American Medical Management California, Inc.	Ownership	100.000	UnitedHealth Group Incorporated		
		.00000	33-0181426				Empire Physicians' Medical Group, Inc.	CA	NIA	NAMM Medical Group Holdings, Inc.	Influence	100.000	UnitedHealth Group Incorporated		5
		.00000	26-4682368				Employers' Health Choice PPO, Inc.	AR	NIA	HealthScope Benefits, Inc.	Ownership	50.000	UnitedHealth Group Incorporated		2
		.00000					Empremédica S. A.	PER	NIA	Banmedica S.A.	Ownership	99.990	UnitedHealth Group Incorporated		1
.0707	UnitedHealth Group Incorporated	.00000	47-3495605				Endoscopy Center Affiliates, Inc.	DE	NIA	National Surgery Centers, LLC	Ownership	100.000	UnitedHealth Group Incorporated		
		.89087	75-1617708				Enterprise Life Insurance Company	TX	IA	Freedom Life Insurance Company of America	Ownership	100.000	UnitedHealth Group Incorporated		
		.00000					EP Campus I, LLC	DE	NIA	UnitedHealthcare Insurance Company	Ownership	100.000	UnitedHealth Group Incorporated		
		.00000	81-0730733				Equian Buyer Corp.	DE	NIA	Equian Intermediate Corp.	Ownership	100.000	UnitedHealth Group Incorporated		
		.00000	81-0730794				Equian Intermediate Corp.	DE	NIA	Equian Parent Corp.	Ownership	100.000	UnitedHealth Group Incorporated		
		.00000	81-0732646				Equian Parent Corp.	DE	NIA	OptumInsight, Inc.	Ownership	100.000	UnitedHealth Group Incorporated		
		.00000	27-0083277				Equian, LLC	IN	NIA	Equian Buyer Corp.	Ownership	100.000	UnitedHealth Group Incorporated		
		.00000					Esho – Empresa de Serviços Hospitalares S.A.	BRA	NIA	Amil Assistência Médica Internacional S.A.	Ownership	99.667	UnitedHealth Group Incorporated		2
		.00000					Etho – Empresa de Tecnologia Hospitalar Ltda.	BRA	NIA	Amil Assistência Médica Internacional S.A.	Ownership	90.060	UnitedHealth Group Incorporated		2
		.00000	98-1122399				Evercare Collaborative Solutions, Inc.	DE	NIA	Ovations, Inc.	Ownership	100.000	UnitedHealth Group Incorporated		
		.00000	86-0964571				Everett MSO, Inc.	WA	NIA	OptumCare Holdings, LLC	Ownership	100.000	UnitedHealth Group Incorporated		
		.00000	81-1070402				Everett Physicians, Inc. P.S.	WA	NIA	Physician(s) owned	Influence	0.000	UnitedHealth Group Incorporated		4
		.00000					Excellion Serviços Biomédicos Ltda.	BRA	NIA	Esho – Empresa de Serviços Hospitalares S.A.	Ownership	99.690	UnitedHealth Group Incorporated		2
		.00000	20-0087132				Excelsior Insurance Brokerage, Inc.	DE	NIA	HealthMarkets Insurance Agency, Inc.	Ownership	100.000	UnitedHealth Group Incorporated		
		.00000	11-3669765				Executive Health Resources, Inc.	PA	NIA	OptumInsight, Inc.	Ownership	100.000	UnitedHealth Group Incorporated		
		.00000	30-0701899				Executive Surgery Center, LLC	TX	NIA	SCA-Houston Executive, LLC	Ownership	53.850	UnitedHealth Group Incorporated		2
		.00000	98-1259260				Exploration for Mine Clearance LLC	JRQ	NIA	UnitedHealthcare Global Medical (UK) Limited	Ownership	100.000	UnitedHealth Group Incorporated		
		.00000					Eye Clinic Oftalmologia Clínica Cirúrgica e Diagnóstico Ltda.	BRA	NIA	Hospital Alvorada de Taguatinga Ltda.	Ownership	99.990	UnitedHealth Group Incorporated		
		.00000					Eye Clinic Oftalmologia Clínica Cirúrgica e Diagnóstico Ltda.	BRA	NIA	Lotten-Eyes Oftalmologia Clínica e Cirúrgica Ltda.	Ownership	0.010	UnitedHealth Group Incorporated		
		.00000	88-0223385				Family Health Care Services	NV	NIA	Sierra Health Services, Inc.	Ownership	100.000	UnitedHealth Group Incorporated		
		.00000	88-0257036				Family Home Hospice, Inc.	NV	NIA	Sierra Health Services, Inc.	Ownership	100.000	UnitedHealth Group Incorporated		
		.00000					First Hill Surgery Center, LLC	WA	NIA	Polyclinic, PLLC	Influence	55.000	UnitedHealth Group Incorporated		5
		.00000	62-1551098				Florence Surgery Center, L.P.	TN	NIA	SCA-Florence, LLC	Influence	30.000	UnitedHealth Group Incorporated		5
		.00000	32-0432993				Florida MedTrans Network LLC	FL	NIA	Florida MedTrans Network MSO LLC	Ownership	100.000	UnitedHealth Group Incorporated		
		.00000	36-4778512				Florida MedTrans Network MSO LLC	FL	NIA	Metropolitan Medical Transportation IPA, LLC	Ownership	100.000	UnitedHealth Group Incorporated		
		.00000	35-2456267				FMG Holdings, LLC	DE	NIA	UnitedHealth Group Incorporated	Ownership	98.710	UnitedHealth Group Incorporated		
		.00000	35-2456267				FMG Holdings, LLC	DE	NIA	Hygeia Corporation	Ownership	1.290	UnitedHealth Group Incorporated		
		.00000	86-0908902				For Health of Arizona, Inc.	AZ	NIA	For Health, Inc.	Ownership	100.000	UnitedHealth Group Incorporated		
		.00000	33-0766617				For Health, Inc.	DE	NIA	Inspiris, Inc.	Ownership	100.000	UnitedHealth Group Incorporated		
		.00000	77-0368346				Fort Worth Endoscopy Centers, LLC	TX	NIA	THR-SCA Holdings, LLC	Influence	51.000	UnitedHealth Group Incorporated		5
		.00000	86-0901608				Fortified Provider Network, Inc	AZ	NIA	Equian Buyer Corp.	Ownership	100.000	UnitedHealth Group Incorporated		
		.00000	27-0695411				Fortify Technologies, LLC	IN	NIA	Savvysherpa, LLC	Ownership	100.000	UnitedHealth Group Incorporated		
		.00000					Foundation Financial Services, Inc.	NV	NIA	USHEALTH Group, Inc.	Influence	100.000	UnitedHealth Group Incorporated		5
		.00000	20-3412606				Franklin Surgical Center, LLC	NJ	NIA	SCA-Franklin, LLC	Ownership	52.640	UnitedHealth Group Incorporated		2
		.00000	82-3453993				Freeway Surgicenter of Houston, LLC	TX	NIA	SCA-Freeway Holdings, LLC	Ownership	59.320	UnitedHealth Group Incorporated		2
		.00000	98-1172769				Frontier Medex Tanzania Limited	TZA	NIA	UnitedHealthcare Global Medical (UK) Limited	Ownership	99.000	UnitedHealth Group Incorporated		2
		.00000	68-0679514				FrontierMEDEX (RMS), Inc.	DE	NIA	FMG Holdings, LLC	Ownership	100.000	UnitedHealth Group Incorporated		

STATEMENT AS OF SEPTEMBER 30, 2019 OF THE UnitedHealthcare of Wisconsin, Inc.

**SCHEDULE Y**  
**PART 1A - DETAIL OF INSURANCE HOLDING COMPANY SYSTEM**

1	2	3	4	5	6	7	8	9	10	11	12	13	14	15	16
Group Code	Group Name	NAIC Company Code	ID Number	Federal RSSD	CIK	Name of Securities Exchange if Publicly Traded (U.S. or International)	Names of Parent, Subsidiaries Or Affiliates	Domiciliary Location	Relationship to Reporting Entity	Directly Controlled by (Name of Entity/Person)	Type of Control (Ownership, Board, Management, Attorney-in-Fact, Influence, Other)	If Control is Ownership Provide Percentage	Ultimate Controlling Entity(ies)/Person(s)	Is an SCA Filing Required? (Y/N)	*
		.00000	45-5339512				FrontierMEDEX Government Services, LLC	DE	NIA	FMG Holdings, LLC	Ownership	100.000	UnitedHealth Group Incorporated		
		.00000	98-1147103				FrontierMEDEX Kenya Limited	KEN	NIA	UnitedHealthcare Global Medical (UK) Limited	Ownership	99.900	UnitedHealth Group Incorporated		
		.00000	98-1147103				FrontierMEDEX Kenya Limited	KEN	NIA	UnitedHealthcare International I B.V. UnitedHealthcare Global Medical (UK) Limited	Ownership	0.100	UnitedHealth Group Incorporated		
		.00000	98-1101521				FrontierMEDEX Limited	IRQ	NIA	FrontierMEDEX Limited	Ownership	100.000	UnitedHealth Group Incorporated		
		.00000	33-1219808				FrontierMEDEX US, Inc.	DE	NIA	FMG Holdings, LLC	Ownership	100.000	UnitedHealth Group Incorporated		
		.00000	52-2230470				FrontierMEDEX, Inc.	IN	NIA	FrontierMEDEX US, Inc.	Ownership	100.000	UnitedHealth Group Incorporated		
		.00000					Fundación Barmédica	CHL	NIA	Barmédica S.A.	Ownership	100.000	UnitedHealth Group Incorporated		
		.00000	63-0833765				Gadsden Surgery Center, LLC	DE	NIA	SC Affiliates, LLC	Ownership	100.000	UnitedHealth Group Incorporated		
		.00000	62-1488653				Gadsden Surgery Center, Ltd.	AL	NIA	Gadsden Surgery Center, LLC	Ownership	58.500	UnitedHealth Group Incorporated		2
		.00000	62-1600268				Gainesville Surgery Center, L.P.	TN	NIA	SCA-Northeast Georgia Health, LLC	Ownership	87.000	UnitedHealth Group Incorporated		2
		.00000					Gainesville Surgery Properties, LLC	DE	NIA	Gainesville Surgery Center, L.P.	Ownership	100.000	UnitedHealth Group Incorporated		
		.00000	27-0556097				Genoa Healthcare LLC	PA	NIA	Specialized Pharmaceuticals, Inc.	Ownership	100.000	UnitedHealth Group Incorporated		
		.00000	47-3851949				Genoa Healthcare, Inc.	DE	NIA	OptumRx Holdings, LLC	Ownership	100.000	UnitedHealth Group Incorporated		
		.00000	20-5009764				Genoa of Arkansas, LLC	AR	NIA	Genoa Healthcare LLC	Ownership	100.000	UnitedHealth Group Incorporated		
		.00000					Genoa Technology (Canada) Inc.	CAN	NIA	Genoa Technology, Inc.	Ownership	100.000	UnitedHealth Group Incorporated		
		.00000	38-4034308				Genoa Technology, Inc.	DE	NIA	Genoa Healthcare LLC	Ownership	100.000	UnitedHealth Group Incorporated		
		.00000	45-3010132				Genoa Telepsychiatry, Inc.	DE	NIA	Genoa Healthcare LLC	Ownership	100.000	UnitedHealth Group Incorporated		
		.00000	81-4703295				Genoa, QoL Wholesale, LLC	DE	NIA	Genoa Healthcare LLC	Ownership	100.000	UnitedHealth Group Incorporated		
		.00000	37-0920164				gethealthinsurance.com Agency Inc.	IN	NIA	Golden Rule Financial Corporation	Ownership	100.000	UnitedHealth Group Incorporated		
		.00000	65-1025514				Gladiolus Surgery Center, L.L.C.	FL	NIA	SCA-Gladiolus, LLC	Ownership	100.000	UnitedHealth Group Incorporated		
		.00000	47-3495605				GLBESC, LLC	DE	NIA	Beach Surgical Holdings LLC	Influence	51.280	UnitedHealth Group Incorporated		5
		.00000	33-0595220				Glenwood Surgical Center, L.P.	CA	NIA	Glenwood-SC, Inc.	Ownership	56.730	UnitedHealth Group Incorporated		2
		.00000	62-1601450				Glenwood-SC, Inc.	TN	NIA	SC Affiliates, LLC	Ownership	100.000	UnitedHealth Group Incorporated		
		.00000	20-3420886				Golden Outlook, Inc.	CA	NIA	Golden Rule Financial Corporation	Ownership	100.000	UnitedHealth Group Incorporated		
		.00000	37-0855360				Golden Rule Financial Corporation	DE	NIA	UnitedHealth Group Incorporated	Ownership	100.000	UnitedHealth Group Incorporated		
.0707	UnitedHealth Group Incorporated	62286	37-6028756	3057283			Golden Rule Insurance Company	IN	IA	Golden Rule Financial Corporation	Ownership	100.000	UnitedHealth Group Incorporated		
		.00000	33-0529450				Golden Triangle Surgicenter, L.P.	CA	NIA	Surgery Centers-West Holdings, LLC	Ownership	72.000	UnitedHealth Group Incorporated		2
		.00000	52-1597483				Grandview Surgery Center, LTD.	PA	NIA	Camp Hill Ambulatory Centers	Influence	41.993	UnitedHealth Group Incorporated		5
		.00000	93-1237063				GRANTS PASS SURGERY CENTER, LLC	OR	NIA	SCA-GRANTS PASS, LLC	Ownership	51.000	UnitedHealth Group Incorporated		2
		.00000					Grapevine Finance LLC	DE	NIA	HealthMarkets, LLC	Ownership	100.000	UnitedHealth Group Incorporated		
		.00000					Greater Hartford ASC, LLC	CT	NIA	SCA-Palm Beach MSO Holdings, LLC	Ownership	100.000	UnitedHealth Group Incorporated		
		.00000	27-2337725				Greater Phoenix Collaborative Care, P.C.	AZ	NIA	Physician(s) owned	Influence	0.000	UnitedHealth Group Incorporated		4
		.00000	36-4053840				Greensboro Specialty Surgery Center, LLC	NC	NIA	NSC Greensboro West, LLC	Influence	50.100	UnitedHealth Group Incorporated		5
		.00000	74-2411643				Greenville Surgery Center, LLC	TX	NIA	THR-SCA Holdings, LLC	Influence	61.500	UnitedHealth Group Incorporated		5
		.00000	33-0749339				Grossmont Surgery Center, L.P.	CA	NIA	Medical Surgical Centers of America, Inc.	Influence	33.280	UnitedHealth Group Incorporated		5
		.00000	33-0749339				Grossmont Surgery Center, L.P.	CA	NIA	SunSurgery, LLC	Influence	1.000	UnitedHealth Group Incorporated		5
		.00000	01-0619096				Grove Place Surgery Center, L.L.C.	FL	NIA	SCA-Grove Place, LLC	Ownership	70.710	UnitedHealth Group Incorporated		2
		.00000	98-0213198				H&W Indemnity (SPC), Ltd.	CYM	NIA	UnitedHealth Group Incorporated	Ownership	100.000	UnitedHealth Group Incorporated		
		.00000	26-1227494				H.I. Investments Holding Company, LLC	DE	NIA	Health Inventures, LLC	Ownership	100.000	UnitedHealth Group Incorporated		
.0707	UnitedHealth Group Incorporated	79480	35-1279304				Harken Health Insurance Company	WI	IA	UnitedHealthcare, Inc.	Ownership	100.000	UnitedHealth Group Incorporated		
		.00000	58-2065044				Hawthorn Place Outpatient Surgery Center, L.P.	GA	NIA	SHC Hawthorn, Inc.	Influence	38.000	UnitedHealth Group Incorporated		5
		.00000	27-4579547				Hays Surgery Center, LLC	TX	NIA	SCA Hays Holdings, LLC	Influence	27.900	UnitedHealth Group Incorporated		5
		.00000					hCentive Technology India Private Limited	IND	NIA	hCentive, Inc.	Ownership	9.999	UnitedHealth Group Incorporated		2
		.00000					hCentive Technology India Private Limited	IND	NIA	UnitedHealth International, Inc.	Ownership	0.001	UnitedHealth Group Incorporated		2
		.00000	27-0549481				hCentive, Inc.	DE	NIA	Optum Government Solutions, Inc.	Ownership	100.000	UnitedHealth Group Incorporated		
		.00000	45-3007213				HCP ACO California, LLC	CA	NIA	OptumCare ACO Holdings, LLC	Ownership	100.000	UnitedHealth Group Incorporated		
		.00000	45-3007484				HCP ACO Nevada, LLC	NV	NIA	OptumCare ACO Holdings, LLC	Ownership	100.000	UnitedHealth Group Incorporated		
		.00000					Health Care-ONE Agency, Inc.	CA	NIA	USHEALTH Career Agency, Inc.	Ownership	50.000	UnitedHealth Group Incorporated		2
		.00000	20-5944768				Health Inventures Employment Solutions, LLC	DE	NIA	Health Inventures, LLC	Ownership	100.000	UnitedHealth Group Incorporated		
		.00000	04-3723090				Health Inventures, LLC	DE	NIA	SC Affiliates, LLC	Ownership	100.000	UnitedHealth Group Incorporated		
		.00000	98-0153069				Health Net Services (Cayman) PIC	CYM	NIA	H&W Indemnity (SPC), Ltd.	Ownership	100.000	UnitedHealth Group Incorporated		

STATEMENT AS OF SEPTEMBER 30, 2019 OF THE UnitedHealthcare of Wisconsin, Inc.

**SCHEDULE Y**  
**PART 1A - DETAIL OF INSURANCE HOLDING COMPANY SYSTEM**

1	2	3	4	5	6	7	8	9	10	11	12	13	14	15	16
Group Code	Group Name	NAIC Company Code	ID Number	Federal RSSD	CIK	Name of Securities Exchange if Publicly Traded (U.S. or International)	Names of Parent, Subsidiaries Or Affiliates	Domiciliary Location	Relationship to Reporting Entity	Directly Controlled by (Name of Entity/Person)	Type of Control (Ownership, Board, Management, Attorney-in-Fact, Influence, Other)	If Control is Ownership Provide Percentage	Ultimate Controlling Entity(ies)/Person(s)	Is an SCA Filing Required? (Y/N)	*
.0707	UnitedHealth Group Incorporated	.96342	88-0201035				Health Plan of Nevada, Inc.	NV	IA	Sierra Health Services, Inc.	Ownership	100.000	UnitedHealth Group Incorporated		
		.00000	95-4763349				HealthAllies, Inc.	DE	NIA	OptumHealth Holdings, LLC	Ownership	100.000	UnitedHealth Group Incorporated		
		.00000	95-4526112				HealthCare Partners Affiliates Medical Group	CA	NIA	Physician(s) owned	Influence	0.000	UnitedHealth Group Incorporated		4
		.00000	95-4628842				HealthCare Partners ASC-LB, LLC	CA	NIA	OptumCare Management, LLC	Ownership	99.000	UnitedHealth Group Incorporated		2
		.00000	45-5273760				HealthCare Partners Associates Medical Group, P.C.	CA	NIA	Physician(s) owned	Influence	0.000	UnitedHealth Group Incorporated		4
		.00000	47-5274363				HealthCare Partners Management Services California, LLC	CA	NIA	OptumCare Management, LLC	Ownership	100.000	UnitedHealth Group Incorporated		
		.00000	95-4340584				HealthCare Partners Medical Group, P.C.	CA	NIA	Physician(s) owned	Influence	0.000	UnitedHealth Group Incorporated		4
		.00000	46-5349193				Healthcare Partners Plan of Nevada, Inc.	NV	NIA	OptumCare Holdings, LLC	Ownership	100.000	UnitedHealth Group Incorporated		
		.00000	81-1080535				HealthCare Partners RE, LLC	DE	NIA	OptumCare Holdings, LLC	Ownership	100.000	UnitedHealth Group Incorporated		
		.00000	77-0693060				Healthcare Solutions, Inc.	DE	NIA	OptumRx Administrative Services, LLC	Ownership	100.000	UnitedHealth Group Incorporated		
		.00000	20-3349887				HealthEast Surgery Center-Maplewood, LLC	MIN	NIA	H.I. Investments Holding Company, LLC	Influence	25.100	UnitedHealth Group Incorporated		5
		.00000	47-2570595				HealthFirst IPA, Inc.	CO	NIA	New West Physicians, Inc.	Ownership	100.000	UnitedHealth Group Incorporated		
		.00000	27-0277771				HealthMarkets Group, Inc.	DE	NIA	HealthMarkets, LLC	Ownership	100.000	UnitedHealth Group Incorporated		
		.00000	81-3774112				HealthMarkets Insurance Agency, Inc.	DE	NIA	HealthMarkets Group, Inc.	Ownership	100.000	UnitedHealth Group Incorporated		
		.00000	46-1131431				HealthMarkets NewCo, Inc.	DE	NIA	HealthMarkets, Inc.	Ownership	100.000	UnitedHealth Group Incorporated		
		.00000	75-2044750	4346649			HealthMarkets Services, Inc.	DE	NIA	HealthMarkets Group, Inc.	Ownership	100.000	UnitedHealth Group Incorporated		
		.00000	71-0847266				HealthMarkets, Inc.	DE	NIA	Golden Rule Financial Corporation	Ownership	100.000	UnitedHealth Group Incorporated		
		.00000	47-1409110				HealthMarkets, LLC	DE	NIA	HealthMarkets, Inc.	Ownership	100.000	UnitedHealth Group Incorporated		
		.00000	83-2722254				HealthSCOPE Benefits, Inc.	DE	NIA	HealthSCOPE Holdings, Inc.	Ownership	100.000	UnitedHealth Group Incorporated		
		.00000	98-1443161				HealthSCOPE Holdings, Inc.	DE	NIA	UMR, Inc.	Ownership	100.000	UnitedHealth Group Incorporated		
		.00000					Heartland Heart and Vascular, LLC	DE	NIA	SCA Heartland Holdings, LLC	Ownership	80.000	UnitedHealth Group Incorporated		2
		.00000					Help S.A.	CHL	NIA	Banmedica S.A.	Ownership	100.000	UnitedHealth Group Incorporated		
		.00000					Help Service S.A.	CHL	NIA	Banmedica S.A.	Ownership	100.000	UnitedHealth Group Incorporated		
		.00000					Hemonefro – Hemodiálise e Nefrologia Ltda	BRA	NIA	Esho – Empresa de Serviços Hospitalares S.A.	Influence	28.500	UnitedHealth Group Incorporated		5
		.00000	46-5291602				HFHS-SCA Holdings, LLC	MI	NIA	SC Affiliates, LLC	Influence	49.000	UnitedHealth Group Incorporated		5
		.00000	84-1472832				Highlands Ranch Healthcare, LLC	CO	NIA	Urgent Care MSO, LLC	Ownership	100.000	UnitedHealth Group Incorporated		
		.00000					HMI NewCo, LLC	DE	NIA	HealthMarkets NewCo, Inc.	Ownership	100.000	UnitedHealth Group Incorporated		
		.00000	98-1452260				Home Medical S.A.	CHL	NIA	Help S.A.	Ownership	99.998	UnitedHealth Group Incorporated		
		.00000	98-1452260				Home Medical S.A.	CHL	NIA	Saden S.A.	Ownership	0.002	UnitedHealth Group Incorporated		
		.00000					Homecare Dimensions of Florida, Inc.	TX	NIA	WellMed Networks, Inc.	Influence	0.000	UnitedHealth Group Incorporated		5
		.00000					Homecare Dimensions, Inc.	TX	NIA	WellMed Networks, Inc.	Influence	0.000	UnitedHealth Group Incorporated		5
		.00000	20-8910978				Hospice Inspiris Holdings, Inc.	TN	NIA	Inspiris, Inc.	Ownership	100.000	UnitedHealth Group Incorporated		
		.00000	98-1286038				Hospitais Associados de Pernambuco Ltda.	BRA	NIA	Esho – Empresa de Serviços Hospitalares S.A.	Ownership	100.000	UnitedHealth Group Incorporated		
		.00000	98-1286038				Hospitais Associados de Pernambuco Ltda.	BRA	NIA	Hospital Alvorada de Taguatinga Ltda.	Ownership	0.000	UnitedHealth Group Incorporated		
		.00000					Hospital Alvorada de Taguatinga Ltda.	BRA	NIA	Amil Assistência Médica Internacional S.A.	Ownership	83.870	UnitedHealth Group Incorporated		2
		.00000					Hospital Alvorada de Taguatinga Ltda.	BRA	NIA	Bosque Medical Center Ltda.	Ownership	8.620	UnitedHealth Group Incorporated		2
		.00000					Hospital Alvorada de Taguatinga Ltda.	BRA	NIA	Esho – Empresa de Serviços Hospitalares S.A.	Ownership	7.490	UnitedHealth Group Incorporated		2
		.00000	98-1389272				Hospital Ana Costa S.A.	BRA	NIA	Piano de Saúde Ana Costa Ltda.	Ownership	99.700	UnitedHealth Group Incorporated		2
		.00000	98-1389272				Hospital Ana Costa S.A.	BRA	NIA	Hospital Alvorada de Taguatinga Ltda.	Ownership	0.204	UnitedHealth Group Incorporated		2
		.00000	98-1310065				Hospital de Clínicas de Jacarepaguá Ltda.	BRA	NIA	Esho – Empresa de Serviços Hospitalares S.A.	Ownership	100.000	UnitedHealth Group Incorporated		
		.00000	98-1310065				Hospital de Clínicas de Jacarepaguá Ltda.	BRA	NIA	Cemed Care – Empresa de Atendimento Clínico Geral Ltda.	Ownership	0.000	UnitedHealth Group Incorporated		
		.00000	98-1332673				Hospital Santa Helena S.A.	BRA	NIA	EIual Participações S.A.	Ownership	65.210	UnitedHealth Group Incorporated		2
		.00000	98-1332673				Hospital Santa Helena S.A.	BRA	NIA	Esho – Empresa de Serviços Hospitalares S.A.	Ownership	33.600	UnitedHealth Group Incorporated		2
		.00000	26-2912304				Humedica, Inc.	DE	NIA	United HealthCare Services, Inc.	Ownership	100.000	UnitedHealth Group Incorporated		



STATEMENT AS OF SEPTEMBER 30, 2019 OF THE UnitedHealthcare of Wisconsin, Inc.

**SCHEDULE Y**  
**PART 1A - DETAIL OF INSURANCE HOLDING COMPANY SYSTEM**

1	2	3	4	5	6	7	8	9	10	11	12	13	14	15	16
Group Code	Group Name	NAIC Company Code	ID Number	Federal RSSD	CIK	Name of Securities Exchange if Publicly Traded (U.S. or International)	Names of Parent, Subsidiaries Or Affiliates	Domiciliary Location	Relationship to Reporting Entity	Directly Controlled by (Name of Entity/Person)	Type of Control (Ownership, Board, Management, Attorney-in-Fact, Influence, Other)	If Control is Ownership Provide Percentage	Ultimate Controlling Entity(ies)/Person(s)	Is an SCA Filing Required? (Y/N)	*
		.00000	36-4331825				Hygeia Corporation	DE	NIA	UnitedHealth International, Inc.	Ownership	100.000	UnitedHealth Group Incorporated		
		.00000	98-1106075				Hygeia Corporation (Ontario)	CAN	NIA	UnitedHealth Group International Holdings I Inc.	Ownership	100.000	UnitedHealth Group Incorporated		
		.00000	82-1341098				Illinois Independent Care Network	DE	NIA	Surgical Care Affiliates, LLC	Ownership	100.000	UnitedHealth Group Incorporated		
		.00000	98-1122694				Imed Star – Serviços de Desempenho Organizacional Ltda.	BRA	NIA	Optum Health & Technology Serviços do Brasil Ltda.	Ownership	100.000	UnitedHealth Group Incorporated		
		.00000	98-1122694				Imed Star – Serviços de Desempenho Organizacional Ltda.	BRA	NIA	UHG Brasil Participações S.A.	Ownership	0.000	UnitedHealth Group Incorporated		
		.00000	20-4351923				Impel Consulting Experts, L.L.C.	TX	NIA	Impel Management Services, L.L.C.	Ownership	100.000	UnitedHealth Group Incorporated		
		.00000	75-2574317				Impel Management Services, L.L.C.	TX	NIA	USMD Holdings, Inc.	Ownership	100.000	UnitedHealth Group Incorporated		
		.00000	27-3296953				IN Style OPTICAL, LLC	MA	NIA	Physician(s) owned	Influence	0.000	UnitedHealth Group Incorporated		4
		.00000	62-1484043				Indian River Surgery Center, Ltd.	FL	NIA	Endoscopy Center Affiliates, Inc.	Influence	0.010	UnitedHealth Group Incorporated		5
		.00000	26-0711388				Indian River Surgery Properties, LLC	FL	NIA	Surgery Center of Vero Beach, Inc.	Ownership	100.000	UnitedHealth Group Incorporated		
		.00000	45-4132005				Indiana Care Organization, LLC	IN	NIA	AHN Target Holdings, LLC	Ownership	100.000	UnitedHealth Group Incorporated		
		.00000	62-1641102				Ingram & Associates, LLC	TN	NIA	Optum360, LLC	Ownership	100.000	UnitedHealth Group Incorporated		
		.00000	33-0618077				Inland Faculty Medical Group, Inc.	CA	NIA	NAAM Medical Group Holdings, Inc.	Influence	0.000	UnitedHealth Group Incorporated		5
		.00000	33-0018673				Inland Surgery Center, L.P.	CA	NIA	Redlands Ambulatory Surgery Center	Influence	51.000	UnitedHealth Group Incorporated		5
		.00000					Imobiliária Apoquindo 3001 S.A.	CHL	NIA	Imobiliária Apoquindo S.A.	Ownership	99.999	UnitedHealth Group Incorporated		
		.00000					Imobiliária Apoquindo 3001 S.A.	CHL	NIA	Vida Tres Internacional S.A.	Ownership	0.001	UnitedHealth Group Incorporated		
		.00000	98-1458683				Imobiliária Apoquindo 3600 Ltda.	CHL	NIA	Banmedica S.A.	Ownership	99.700	UnitedHealth Group Incorporated		
		.00000	98-1458683				Imobiliária Apoquindo 3600 Ltda.	CHL	NIA	Imobiliária Apoquindo 3001 S.A.	Ownership	0.300	UnitedHealth Group Incorporated		
		.00000	98-1443174				Imobiliária Apoquindo S.A.	CHL	NIA	Banmedica S.A.	Ownership	100.000	UnitedHealth Group Incorporated		
		.00000	98-1458682				Imobiliária Clínica Santa María S.A.	CHL	NIA	Banmedica S.A.	Ownership	99.433	UnitedHealth Group Incorporated		2
		.00000	98-1454653				Imobiliária e Inversiones Alameda S.A.	CHL	NIA	Banmedica S.A.	Ownership	99.980	UnitedHealth Group Incorporated		
		.00000	98-1454653				Imobiliária e Inversiones Alameda S.A.	CHL	NIA	Saden S.A.	Ownership	0.020	UnitedHealth Group Incorporated		
		.00000	98-1460922				Imobiliária Viñamed Ltda.	CHL	NIA	Administradora Médica Centromed S.A.	Ownership	99.900	UnitedHealth Group Incorporated		2
		.00000	47-5640889				INOVR Surgical at Memorial City, LLC	TX	NIA	Memorial City Partners, LLC	Ownership	100.000	UnitedHealth Group Incorporated		
		.00000	88-0482274				inPharmative, Inc.	NV	NIA	OptumRx Health Solutions, LLC	Ownership	100.000	UnitedHealth Group Incorporated		
		.00000					Inspiris Medical Services of New Jersey, P.C.	NJ	NIA	Physician(s) owned	Influence	0.000	UnitedHealth Group Incorporated		4
		.00000	45-2563134				INSPIRIS of Michigan Medical Services, P.C.	MI	NIA	Physician(s) owned	Influence	0.000	UnitedHealth Group Incorporated		4
		.00000	27-1561674				INSPIRIS of New York IPA, Inc.	NY	NIA	Inspiris, Inc.	Ownership	100.000	UnitedHealth Group Incorporated		
		.00000	13-4138668				INSPIRIS of New York Management, Inc.	NY	NIA	Inspiris, Inc.	Ownership	100.000	UnitedHealth Group Incorporated		
		.00000	13-4138665				INSPIRIS of New York Medical Services, P.C.	NY	NIA	Physician(s) owned	Influence	0.000	UnitedHealth Group Incorporated		4
		.00000	13-4168739				INSPIRIS of Pennsylvania Medical Services, P.C.	PA	NIA	Physician(s) owned	Influence	0.000	UnitedHealth Group Incorporated		4
		.00000	26-2895670				INSPIRIS of Texas Physician Group	TX	NIA	Optum Care Services Company	Ownership	100.000	UnitedHealth Group Incorporated		
		.00000	26-2895572				Inspiris, Inc.	DE	NIA	Collaborative Care Holdings, LLC	Ownership	100.000	UnitedHealth Group Incorporated		
		.00000	33-0766366				Instituto do Radium de Campinas Ltda	BRA	NIA	COI – Clínicas Oncológicas Integradas S.A.	Ownership	99.990	UnitedHealth Group Incorporated		
		.00000					Instituto do Radium de Campinas Ltda	BRA	NIA	Esho – Empresa de Serviços Hospitalares S.A.	Ownership	0.010	UnitedHealth Group Incorporated		
		.00000	98-1452273				Inversiones Clínicas Santa María S.A.	CHL	NIA	Banmedica S.A.	Ownership	100.000	UnitedHealth Group Incorporated		
		.00000	98-1448096				Isapre Banmedica S.A.	CHL	IA	Banmedica S.A.	Ownership	100.000	UnitedHealth Group Incorporated		
		.00000					Isapre Vida Tres S.A.	CHL	IA	Banmedica S.A.	Ownership	100.000	UnitedHealth Group Incorporated		
		.00000	20-5337793				Johnston Surgicare, L.P.	RI	NIA	Blackstone Valley Surgicare GP, LLC	Ownership	99.000	UnitedHealth Group Incorporated		
		.00000	20-5337793				Johnston Surgicare, L.P.	RI	NIA	Surgery Center Holding, LLC	Ownership	1.000	UnitedHealth Group Incorporated		
		.00000	74-2544709				Joliet Surgery Center Limited Partnership	IL	NIA	Surgicare of Joliet, Inc.	Ownership	55.030	UnitedHealth Group Incorporated		2
		.00000	98-1456202				Laboratorio ROE S.A.	PER	NIA	Pacifico S.A. Entidad Prestadora de Salud	Ownership	99.990	UnitedHealth Group Incorporated		1
		.00000					Laboratorios Médicos Amed Quilpué S.A.	CHL	NIA	Centromed Quilpué S.A.	Ownership	99.900	UnitedHealth Group Incorporated		
		.00000					Laboratorios Médicos Amed Quilpué S.A.	CHL	NIA	Servicios Médicos Amed Quilpué S.A.	Ownership	0.100	UnitedHealth Group Incorporated		
		.00000	61-1028180				Lexington Surgery Center, Ltd.	KY	NIA	Surgery Center of Lexington, LLC	Influence	73.000	UnitedHealth Group Incorporated		5
		.00000	36-3468942				LGH-A/GOLF ASTC, L.L.C.	IL	NIA	Advocate-SCA Partners, LLC	Influence	36.950	UnitedHealth Group Incorporated		5
		.00000	81-4465348				Liberty Anesthesia Services, LLC	IL	NIA	SCA-Winchester, LLC	Influence	0.250	UnitedHealth Group Incorporated		5

STATEMENT AS OF SEPTEMBER 30, 2019 OF THE UnitedHealthcare of Wisconsin, Inc.

**SCHEDULE Y**  
**PART 1A - DETAIL OF INSURANCE HOLDING COMPANY SYSTEM**

1	2	3	4	5	6	7	8	9	10	11	12	13	14	15	16
Group Code	Group Name	NAIC Company Code	ID Number	Federal RSSD	CIK	Name of Securities Exchange if Publicly Traded (U.S. or International)	Names of Parent, Subsidiaries Or Affiliates	Domiciliary Location	Relationship to Reporting Entity	Directly Controlled by (Name of Entity/Person)	Type of Control (Ownership, Board, Management, Attorney-in-Fact, Influence, Other)	If Control is Ownership Provide Percentage	Ultimate Controlling Entity(ies)/Person(s)	Is an SCA Filing Required? (Y/N)	*
		.0000					Life Styles Marketing Group, Inc.	DE	NIA	USHEALTH Career Agency, Inc.	Ownership	100.000	UnitedHealth Group Incorporated		
		.0000	32-0409538				Lifeprint Accountable Care Organization, LLC	DE	NIA	Collaborative Care Holdings, LLC	Ownership	100.000	UnitedHealth Group Incorporated		
		.0000	45-3143218				Lifeprint East, Inc.	DE	NIA	Collaborative Care Holdings, LLC	Ownership	100.000	UnitedHealth Group Incorporated		
		.0000	27-2309024				LifePrint Health, Inc.	DE	NIA	Collaborative Care Holdings, LLC	Ownership	100.000	UnitedHealth Group Incorporated		
		.0000	58-2305878				Lifelwell Ltd. Co.	GA	NIA	HealthScope Benefits, Inc.	Ownership	100.000	UnitedHealth Group Incorporated		
		.0000	39-1974851				Logistics Health, Inc.	WI	NIA	OptumHealth Holdings, LLC	Ownership	100.000	UnitedHealth Group Incorporated		
		.0000	98-1337963				Lotten-Eyes Oftalmologia Clinica e Cirurgica Ltda.	BRA	NIA	Hospital Alvorada de Taguatinga Ltda.	Ownership	99.990	UnitedHealth Group Incorporated		2
		.0000	98-1337963				Lotten-Eyes Oftalmologia Clinica e Cirurgica Ltda.	BRA	NIA	Esho - Empresa de Serviços Hospitalares S.A.	Ownership	0.000	UnitedHealth Group Incorporated		2
		.0000	62-1179566				Louisville S.C. Ltd.	KY	NIA	Surgery Center of Louisville, LLC	Ownership	59.400	UnitedHealth Group Incorporated		2
		.0000	62-1179538				Louisville-SC Properties, Inc.	KY	NIA	SC Affiliates, LLC	Ownership	100.000	UnitedHealth Group Incorporated		
		.0000	36-4119519				Loyola Ambulatory Surgery Center at Oakbrook, Inc.	IL	NIA	ASC Network, LLC	Ownership	100.000	UnitedHealth Group Incorporated		
		.0000	36-4119522				Loyola Ambulatory Surgery Center at Oakbrook, L.P.	IL	NIA	Oakbrook, Inc.	Influence	45.000	UnitedHealth Group Incorporated		5
		.0000	98-1137620				Lusiadas - Parcerias Cascais, S.A.	PRT	NIA	Lusiadas, SGPS, S.A.	Ownership	100.000	UnitedHealth Group Incorporated		
		.0000	98-1139095				Lusiadas A.C.E.	PRT	NIA	Lusiadas, SGPS, S.A.	Ownership	55.000	UnitedHealth Group Incorporated		
		.0000	98-1139095				Lusiadas A.C.E.	PRT	NIA	Lusiadas, S.A.	Ownership	20.000	UnitedHealth Group Incorporated		
		.0000	98-1139095				Lusiadas A.C.E.	PRT	NIA	CLISA - Clínica de Santo António, S.A.	Ownership	10.000	UnitedHealth Group Incorporated		
		.0000	98-1139095				Lusiadas A.C.E.	PRT	NIA	Lusiadas - Parcerias Cascais, S.A.	Ownership	10.000	UnitedHealth Group Incorporated		
		.0000	98-1139095				Lusiadas A.C.E.	PRT	NIA	Clínica Médico Cirúrgica de Santa Tecla, S.A.	Ownership	5.000	UnitedHealth Group Incorporated		
		.0000	98-1139089				Lusiadas, S.A.	PRT	NIA	Lusiadas, SGPS, S.A.	Ownership	100.000	UnitedHealth Group Incorporated		
		.0000	98-1138570				Lusiadas, SGPS, S.A.	PRT	NIA	AMIL International	Ownership	100.000	UnitedHealth Group Incorporated		
.0707	UnitedHealth Group Incorporated	.60321	52-1803283				MAMSI Life and Health Insurance Company	MD	IA	United HealthCare Services, Inc.	Ownership	100.000	UnitedHealth Group Incorporated		
		.0000	14-1782475				Managed Physical Network, Inc.	NY	NIA	OptumHealth Care Solutions, LLC	Ownership	100.000	UnitedHealth Group Incorporated		
		.0000	20-2880404				March Holdings, Inc.	CA	NIA	Specialty Benefits, LLC	Ownership	7.353	UnitedHealth Group Incorporated		2
		.0000	95-4874334				March Vision Care Group, Incorporated	CA	NIA	California Spring Holdings, PC	Influence	0.000	UnitedHealth Group Incorporated		5
		.0000	27-3115058				March Vision Care IPA, Inc.	NY	NIA	California Spring Holdings, PC	Influence	0.000	UnitedHealth Group Incorporated		5
		.0000	20-3042852				March Vision Care, Inc.	CA	NIA	March Holdings, Inc.	Ownership	100.000	UnitedHealth Group Incorporated		
		.0000	94-3377073				Marin Health Ventures, LLC	CA	NIA	Marin Specialty Surgery Center, LLC	Influence	1.000	UnitedHealth Group Incorporated		5
		.0000	26-2637247				Marin Specialty Surgery Center, LLC	CA	NIA	MGH/SCA, LLC	Influence	51.000	UnitedHealth Group Incorporated		5
		.0000	26-2601943				Marin Surgery Holdings, Inc.	DE	NIA	SC Affiliates, LLC	Ownership	100.000	UnitedHealth Group Incorporated		
		.0000	52-1401791				Maryland-SCA Centers, LLC	DE	NIA	SC Affiliates, LLC	Ownership	100.000	UnitedHealth Group Incorporated		
		.0000	20-0815305				Massachusetts Assurance Company, Ltd. PIC	CYM	NIA	H&W Indemnity (SPC), Ltd.	Ownership	100.000	UnitedHealth Group Incorporated		
		.0000	43-1967820				Massachusetts Avenue Surgery Center, LLC	MD	NIA	SCA-Bethesda, LLC	Ownership	56.690	UnitedHealth Group Incorporated		2
		.0000	62-1600267				MAT-RX DEVELOPMENT, L.L.C.	TX	NIA	WellMed Networks, Inc.	Influence	0.000	UnitedHealth Group Incorporated		5
		.0000					McKenzie Surgery Center, L.P.	TN	NIA	SCA-Eugene, Inc.	Influence	0.270	UnitedHealth Group Incorporated		5
		.0000	42-1741594				MD Ops, Inc.	CA	NIA	North American Medical Management California, Inc.	Ownership	100.000	UnitedHealth Group Incorporated		
.0707	UnitedHealth Group Incorporated	.96310	52-1169135				MD-Individual Practice Association, Inc.	MD	IA	United HealthCare Services, Inc.	Ownership	100.000	UnitedHealth Group Incorporated		
		.0000	83-1183650				ME AHS UC LLC	DE	NIA	Urgent Care MSO, LLC	Ownership	70.000	UnitedHealth Group Incorporated		2
		.0000	81-0936574				ME Urgent Care Nebraska, Inc.	NE	NIA	Physician(s) owned	Influence	0.000	UnitedHealth Group Incorporated		4
		.0000	98-1286220				Medalliance Net Ltda.	BRA	NIA	Optum Health & Technology Serviços do Brasil Ltda.	Ownership	100.000	UnitedHealth Group Incorporated		
		.0000	98-1286220				Medalliance Net Ltda.	BRA	NIA	UHG Brasil Participações S.A.	Ownership	0.000	UnitedHealth Group Incorporated		
		.0000	52-2178531				MEDEX Insurance Services, Inc.	MD	NIA	FrontierMEDEX, Inc.	Ownership	100.000	UnitedHealth Group Incorporated		
		.0000	20-3824377				MedExpress Development, LLC	FL	NIA	Urgent Care MSO, LLC	Ownership	100.000	UnitedHealth Group Incorporated		
		.0000	81-4509969				MedExpress Primary Care Arizona P.C.	AZ	NIA	Physician(s) owned	Influence	0.000	UnitedHealth Group Incorporated		4
		.0000	82-3384324				MedExpress Primary Care Maryland, P.C.	MD	NIA	Physician(s) owned	Influence	0.000	UnitedHealth Group Incorporated		4
		.0000	82-1096099				MedExpress Primary Care Massachusetts, P.C.	MA	NIA	Physician(s) owned	Influence	0.000	UnitedHealth Group Incorporated		4
		.0000	81-4396738				MedExpress Primary Care Minnesota P.C.	MN	NIA	Physician(s) owned	Influence	0.000	UnitedHealth Group Incorporated		4

16.10

**SCHEDULE Y**  
**PART 1A - DETAIL OF INSURANCE HOLDING COMPANY SYSTEM**

1	2	3	4	5	6	7	8	9	10	11	12	13	14	15	16
Group Code	Group Name	NAIC Company Code	ID Number	Federal RSSD	CIK	Name of Securities Exchange if Publicly Traded (U.S. or International)	Names of Parent, Subsidiaries Or Affiliates	Domi-ciliary Location	Relation-ship to Reporting Entity	Directly Controlled by (Name of Entity/Person)	Type of Control (Ownership, Board, Management, Attorney-in-Fact, Influence, Other)	If Control is Ownership Provide Percentage	Ultimate Controlling Entity(ies)/Person(s)	Is an SCA Filing Re-quired? (Y/N)	*
		.0000	83-1077265				MedExpress Primary Care Oklahoma, P.C.	OK	NIA	Physician(s) owned	Influence	0.000	UnitedHealth Group Incorporated		.4
		.0000	83-0764858				MedExpress Primary Care South Carolina, P.C.	SC	NIA	Physician(s) owned	Influence	0.000	UnitedHealth Group Incorporated		.4
		.0000	82-3395792				MedExpress Primary Care Virginia, P.C.	VA	NIA	Physician(s) owned	Influence	0.000	UnitedHealth Group Incorporated		.4
		.0000	82-4401181				MedExpress Primary Care West Virginia, Inc.	WV	NIA	Physician(s) owned	Influence	0.000	UnitedHealth Group Incorporated		.4
		.0000	81-4563448				MedExpress Primary Care Wisconsin, S.C.	WI	NIA	Physician(s) owned	Influence	0.000	UnitedHealth Group Incorporated		.4
		.0000	45-5388778				MedExpress Urgent Care - New Jersey, P.C.	NJ	NIA	Physician(s) owned	Influence	0.000	UnitedHealth Group Incorporated		.4
		.0000	83-2089623				MedExpress Urgent Care - Northern New Jersey PC	NJ	NIA	Physician(s) owned	Influence	0.000	UnitedHealth Group Incorporated		.4
		.0000	32-0533926				MedExpress Urgent Care Alabama, LLC	AL	NIA	Urgent Care Holdings, Inc.	Ownership	100.000	UnitedHealth Group Incorporated		.4
		.0000	81-4030280				MedExpress Urgent Care Arizona, P.C.	AZ	NIA	Physician(s) owned	Influence	0.000	UnitedHealth Group Incorporated		.4
		.0000	46-4348120				MedExpress Urgent Care Arkansas, P.A.	AR	NIA	Physician(s) owned	Influence	0.000	UnitedHealth Group Incorporated		.4
		.0000	82-0930142				MedExpress Urgent Care California, P.C.	CA	NIA	Physician(s) owned	Influence	0.000	UnitedHealth Group Incorporated		.4
		.0000	81-1956812				MedExpress Urgent Care Connecticut, P.C.	CT	NIA	Physician(s) owned	Influence	0.000	UnitedHealth Group Incorporated		.4
		.0000	82-1135336				MedExpress Urgent Care Idaho, P.C.	ID	NIA	Physician(s) owned	Influence	0.000	UnitedHealth Group Incorporated		.4
		.0000	47-4308614				MedExpress Urgent Care Illinois, P.C.	IL	NIA	Physician(s) owned	Influence	0.000	UnitedHealth Group Incorporated		.4
		.0000	81-5353472				MedExpress Urgent Care Iowa, P.C.	IA	NIA	Physician(s) owned	Influence	0.000	UnitedHealth Group Incorporated		.4
		.0000	47-1919283				MedExpress Urgent Care Kansas, P.A.	KS	NIA	Physician(s) owned	Influence	0.000	UnitedHealth Group Incorporated		.4
		.0000	82-1719888				MedExpress Urgent Care Maine, Inc.	ME	NIA	Urgent Care Holdings, Inc.	Ownership	100.000	UnitedHealth Group Incorporated		.4
		.0000	81-1125396				MedExpress Urgent Care Minnesota P.C.	MN	NIA	Physician(s) owned	Influence	0.000	UnitedHealth Group Incorporated		.4
		.0000	47-3132625				MedExpress Urgent Care Missouri P.C.	MO	NIA	Physician(s) owned	Influence	0.000	UnitedHealth Group Incorporated		.4
		.0000	82-0631738				MedExpress Urgent Care New Hampshire, Inc.	NH	NIA	Urgent Care Holdings, Inc.	Ownership	100.000	UnitedHealth Group Incorporated		.4
		.0000	81-5138747				MedExpress Urgent Care North Carolina, P.C.	NC	NIA	Physician(s) owned	Influence	0.000	UnitedHealth Group Incorporated		.4
		.0000	20-2545363				MedExpress Urgent Care of Boynton Beach, LLC	FL	NIA	MedExpress Development, LLC	Ownership	100.000	UnitedHealth Group Incorporated		.4
		.0000	82-1919436				MedExpress Urgent Care Oregon, P.C.	OR	NIA	Physician(s) owned	Influence	0.000	UnitedHealth Group Incorporated		.4
		.0000	81-5362765				MedExpress Urgent Care Rhode Island, P.C.	RI	NIA	Physician(s) owned	Influence	0.000	UnitedHealth Group Incorporated		.4
		.0000	81-5380706				MedExpress Urgent Care South Carolina, P.C.	SC	NIA	Physician(s) owned	Influence	0.000	UnitedHealth Group Incorporated		.4
		.0000	47-5147441				MedExpress Urgent Care Texas, P.A.	TX	NIA	Physician(s) owned	Influence	0.000	UnitedHealth Group Incorporated		.4
		.0000	82-2443118				MedExpress Urgent Care Washington, P.C.	WA	NIA	Physician(s) owned	Influence	0.000	UnitedHealth Group Incorporated		.4
		.0000	81-4281678				MedExpress Urgent Care Wisconsin, S.C.	WI	NIA	Physician(s) owned	Influence	0.000	UnitedHealth Group Incorporated		.4
		.0000	26-4546400				MedExpress Urgent Care, Inc. - Ohio	OH	NIA	Urgent Care Holdings, Inc.	Ownership	100.000	UnitedHealth Group Incorporated		.4
		.0000	47-1804667				MedExpress Urgent Care, Inc. - West Virginia	WV	NIA	Physician(s) owned	Influence	0.000	UnitedHealth Group Incorporated		.4
		.0000	90-0929572				MedExpress Urgent Care, P.C. - Georgia	GA	NIA	Physician(s) owned	Influence	0.000	UnitedHealth Group Incorporated		.4
		.0000	45-3461101				MedExpress Urgent Care, P.C. - Indiana	IN	NIA	Physician(s) owned	Influence	0.000	UnitedHealth Group Incorporated		.4
		.0000	47-1857908				MedExpress Urgent Care, P.C. - Maryland	MD	NIA	Physician(s) owned	Influence	0.000	UnitedHealth Group Incorporated		.4
		.0000	46-4793937				MedExpress Urgent Care, P.C. - Massachusetts	MA	NIA	Physician(s) owned	Influence	0.000	UnitedHealth Group Incorporated		.4
		.0000	47-1824365				MedExpress Urgent Care, P.C. - Michigan	MI	NIA	Physician(s) owned	Influence	0.000	UnitedHealth Group Incorporated		.4
		.0000	26-3750502				MedExpress Urgent Care, P.C. - Oklahoma	OK	NIA	Physician(s) owned	Influence	0.000	UnitedHealth Group Incorporated		.4
		.0000	45-4973138				MedExpress Urgent Care, P.C. - Pennsylvania	PA	NIA	Physician(s) owned	Influence	0.000	UnitedHealth Group Incorporated		.4
		.0000	45-3123110				MedExpress Urgent Care, P.C. - Tennessee	TN	NIA	Physician(s) owned	Influence	0.000	UnitedHealth Group Incorporated		.4
		.0000	83-1565124				MedExpress Urgent Care, P.C. - Virginia	VA	NIA	Physician(s) owned	Influence	0.000	UnitedHealth Group Incorporated		.4
		.0000	45-5436856				MedExpress Urgent Care, P.S.C. - Kentucky	KY	NIA	Physician(s) owned	Influence	0.000	UnitedHealth Group Incorporated		.4
		.12756	20-3391186				MedExpress, Inc. - Delaware	DE	NIA	Physician(s) owned	Influence	0.000	UnitedHealth Group Incorporated		.4
.0707	UnitedHealth Group Incorporated	.12756	20-3391186				Medica Health Plans of Florida, Inc.	FL	IA	United HealthCare Services, Inc.	Ownership	100.000	UnitedHealth Group Incorporated		.4
.0707	UnitedHealth Group Incorporated	.12155	01-0788576				Medica HealthCare Plans, Inc.	FL	IA	United HealthCare Services, Inc.	Ownership	100.000	UnitedHealth Group Incorporated		.4
		.00000	75-2566987				Medical Clinic of North Texas PLLC	TX	NIA	USMD Affiliated Services	Ownership	100.000	UnitedHealth Group Incorporated		.4
		.00000	75-2566987				Medical Clinic of North Texas PLLC	TX	NIA	USMD Affiliated Services	Influence	100.000	UnitedHealth Group Incorporated		.5
		.00000					Medical Hilfe S.A.	CHL	NIA	Home Medical S.A.	Ownership	100.000	UnitedHealth Group Incorporated		.4
		.00000	95-4708497				Medical Support Los Angeles, A Medical Corporation	CA	NIA	Physician(s) owned	Influence	0.000	UnitedHealth Group Incorporated		.4
		.00000	95-4708497				Medical Support Los Angeles, Inc.	CA	NIA	MSLA Management LLC	Ownership	100.000	UnitedHealth Group Incorporated		.4

16.11

STATEMENT AS OF SEPTEMBER 30, 2019 OF THE UnitedHealthcare of Wisconsin, Inc.

**SCHEDULE Y**  
**PART 1A - DETAIL OF INSURANCE HOLDING COMPANY SYSTEM**

1	2	3	4	5	6	7	8	9	10	11	12	13	14	15	16
Group Code	Group Name	NAIC Company Code	ID Number	Federal RSSD	CIK	Name of Securities Exchange if Publicly Traded (U.S. or International)	Names of Parent, Subsidiaries Or Affiliates	Domiciliary Location	Relationship to Reporting Entity	Directly Controlled by (Name of Entity/Person)	Type of Control (Ownership, Board, Management, Attorney-in-Fact, Influence, Other)	If Control is Ownership Provide Percentage	Ultimate Controlling Entity(ies)/Person(s)	Is an SCA Filing Required? (Y/N)	*
		.00000	26-0636717				Medical Surgical Centers of America, Inc.	DE	NIA	ASC Network, LLC	Ownership	100.000	UnitedHealth Group Incorporated		
		.00000	32-0037402				Medical Transportation Services, LLC	FL	NIA	United HealthCare Services, Inc.	Ownership	100.000	UnitedHealth Group Incorporated		
		.00000	20-4635837				Medication Management Systems, Inc.	MN	NIA	Genoa Healthcare LLC	Ownership	100.000	UnitedHealth Group Incorporated		
		.00000	75-2515691				MedSynergies, LLC	DE	NIA	Mustang Razorback Holdings, Inc.	Ownership	100.000	UnitedHealth Group Incorporated		
		.00000	58-2101921				Melbourne Surgery Center, LLC	GA	NIA	Surgical Care Partners of Melbourne, LLC	Ownership	100.000	UnitedHealth Group Incorporated		
		.00000	82-4964787				Memorial City Holdings, LLC	DE	NIA	SCA-Memorial City, LLC	Ownership	51.000	UnitedHealth Group Incorporated		2
		.00000	82-3689933				Memorial City Partners, LLC	DE	NIA	Memorial City Holdings, LLC	Ownership	51.000	UnitedHealth Group Incorporated		2
		.00000	95-4688463				Memorial Healthcare IPA, GP	CA	NIA	MHIPA Physician Two Holdco, A Medical Corporation	Influence	0.000	UnitedHealth Group Incorporated		5
		.00000	26-1394069				MemorialCare Surgical Center at Orange Coast, LLC	CA	NIA	Beach Surgical Holdings, LLC	Influence	51.000	UnitedHealth Group Incorporated		5
		.00000	20-3678259				MemorialCare Surgical Center at Saddleback, LLC	CA	NIA	Beach Surgical Holdings, LLC	Influence	53.050	UnitedHealth Group Incorporated		5
		.00000	62-1590322				Memphis-SC, LLC	TN	NIA	SCA-Shelby Development Corp.	Ownership	100.000	UnitedHealth Group Incorporated		
		.00000	62-1590324				Memphis-SP, LLC	TN	NIA	Shelby Surgery Properties, Inc.	Ownership	100.000	UnitedHealth Group Incorporated		
		.00000	27-0203906				Mesquite Liberty, LLC	NV	NIA	Sierra Health Services, Inc.	Ownership	80.357	UnitedHealth Group Incorporated		2
		.00000	52-2303928				Metropolitan Medical Partners, LLC	MD	NIA	SCA-Chevy Chase, LLC	Ownership	61.720	UnitedHealth Group Incorporated		2
		.00000	20-8998927				Metropolitan Medical Transportation IPA, LLC	NY	NIA	TriMed, LLC	Ownership	100.000	UnitedHealth Group Incorporated		
		.00000	38-3861395				MGH/SCA, LLC	CA	NIA	Marin Surgery Holdings, Inc.	Influence	99.000	UnitedHealth Group Incorporated		5
		.00000	38-3861395				MGH/SCA, LLC	CA	NIA	Marin Surgery Holdings, Inc.	Influence	99.000	UnitedHealth Group Incorporated		5
		.00000	27-2252446				MHC Real Estate Holdings, LLC	CA	NIA	Monarch Management Services, Inc.	Ownership	100.000	UnitedHealth Group Incorporated		
		.00000	80-0507474				MHCH, Inc.	CA	NIA	Monarch HealthCare, A Medical Group, Inc.	Influence	0.000	UnitedHealth Group Incorporated		5
		.00000	36-4600281				MIAMI SURGERY CENTER, LLC	DE	NIA	SCA-Doral, LLC	Ownership	50.180	UnitedHealth Group Incorporated		2
		.00000	20-3345412				Midlands Orthopaedics Surgery Center, LLC	SC	NIA	SCA-Midlands, LLC	Influence	49.000	UnitedHealth Group Incorporated		5
		.00000	20-8103522				Midwest Center for Day Surgery, LLC	IL	NIA	Advocate-SCA Partners, LLC	Ownership	53.880	UnitedHealth Group Incorporated		2
		.00000	62-0724538				Mid-West National Life Insurance Company of Tennessee	TX	IA	HealthMarkets, LLC	Ownership	100.000	UnitedHealth Group Incorporated		
		.00000	83-0543458				Mile High SurgiCenter, LLC	CO	NIA	SCA-Mile High Holdings, LLC	Ownership	55.000	UnitedHealth Group Incorporated		2
		.00000	27-2439806				Mississippi Surgery Holdings, LLC	DE	NIA	SCA Surgery Holdings, LLC	Ownership	100.000	UnitedHealth Group Incorporated		
		.00000	62-1417391				Mississippi Surgical Center Limited Partnership	MS	NIA	Mississippi Surgery Holdings, LLC	Influence	1.000	UnitedHealth Group Incorporated		5
		.00000	30-0445773				Mobile Medical Services, P.C.	NY	NIA	Physician(s) owned	Influence	0.000	UnitedHealth Group Incorporated		4
		.00000	63-0883553				Mobile-SC, LTD.	AL	NIA	SCA-Mobile, LLC	Influence	33.000	UnitedHealth Group Incorporated		5
		.00000	31-1191553				Modern Medical, Inc.	OH	NIA	Healthcare Solutions, Inc.	Ownership	100.000	UnitedHealth Group Incorporated		
		.00000	22-3935634				Monarch Health Plan, Inc.	CA	NIA	Monarch HealthCare, A Medical Group, Inc.	Influence	0.000	UnitedHealth Group Incorporated		5
		.00000	33-0587660				Monarch HealthCare, A Medical Group, Inc.	CA	NIA	MH Physician Three Holdco, A Medical Corporation	Influence	0.000	UnitedHealth Group Incorporated		4
		.00000	30-0606451				Monarch Hospice, LLC	CA	NIA	MHCH, Inc.	Influence	0.000	UnitedHealth Group Incorporated		5
		.00000	45-3142852				Monarch Management Services, Inc.	DE	NIA	Collaborative Care Holdings, LLC	Ownership	100.000	UnitedHealth Group Incorporated		
		.00000	52-1401868				Montgomery Surgery Center Limited Partnership	MD	NIA	Maryland Ambulatory Centers	Influence	77.000	UnitedHealth Group Incorporated		5
		.00000	20-5892451				Mosaic Management Services, Inc.	CA	NIA	Talbert Medical Group, P.C.	Influence	0.000	UnitedHealth Group Incorporated		5
		.00000	35-2566612				Mountain View Medical Group, LLC	CO	NIA	OptumCare Holdings Colorado, LLC	Ownership	100.000	UnitedHealth Group Incorporated		
		.00000	81-1633765				MSLA Management LLC	DE	NIA	Logistics Health, Inc.	Ownership	100.000	UnitedHealth Group Incorporated		
		.00000	62-1506649				Mt. Pleasant Surgery Center, L.P.	TN	NIA	SCA-Mt. Pleasant, LLC	Ownership	99.000	UnitedHealth Group Incorporated		2
		.00000	98-1285432				Multiangio Ltda.	BRA	NIA	Esho - Empresa de Serviços Hospitalares S.A.	Ownership	93.000	UnitedHealth Group Incorporated		2
		.00000	20-4209261				Muskogee Surgical Investors, LLC	OK	NIA	Surgery Center of Muskogee, LLC	Ownership	100.000	UnitedHealth Group Incorporated		
		.00000	47-1935798				Mustang Razorback Holdings, Inc.	DE	NIA	OptumInsight, Inc.	Ownership	100.000	UnitedHealth Group Incorporated		
		.00000	26-2564744				My Wellness Solutions, LLC	DE	NIA	OptumHealth Care Solutions, LLC	Ownership	100.000	UnitedHealth Group Incorporated		
		.00000	20-3236839				NAMM Holdings, Inc.	DE	NIA	Aveta Inc.	Ownership	100.000	UnitedHealth Group Incorporated		
		.00000	56-2627070				NAMM Medical Group Holdings, Inc.	CA	NIA	Physician(s) owned	Influence	0.000	UnitedHealth Group Incorporated		4
		.00000	61-1627269				NAMM MGH, Inc.	CA	NIA	Physician(s) owned	Influence	0.000	UnitedHealth Group Incorporated		4

16.12

STATEMENT AS OF SEPTEMBER 30, 2019 OF THE UnitedHealthcare of Wisconsin, Inc.

**SCHEDULE Y**  
**PART 1A - DETAIL OF INSURANCE HOLDING COMPANY SYSTEM**

1	2	3	4	5	6	7	8	9	10	11	12	13	14	15	16
Group Code	Group Name	NAIC Company Code	ID Number	Federal RSSD	CIK	Name of Securities Exchange if Publicly Traded (U.S. or International)	Names of Parent, Subsidiaries Or Affiliates	Domiciliary Location	Relationship to Reporting Entity	Directly Controlled by (Name of Entity/Person)	Type of Control (Ownership, Board, Management, Attorney-in-Fact, Influence, Other)	If Control is Ownership Provide Percentage	Ultimate Controlling Entity(ies)/Person(s)	Is an SCA Filing Required? (Y/N)	*
		.0000	62-1468431				Nashville-SCA Surgery Centers, Inc.	TN	NIA	SC Affiliates, LLC	Ownership	100.000	UnitedHealth Group Incorporated		
.0707	UnitedHealth Group Incorporated	98205	73-1187572				National Foundation Life Insurance Company	TX	IA	Enterprise Life Insurance Company	Ownership	100.000	UnitedHealth Group Incorporated		
		.0000	47-2336925				National MedTrans, LLC	NY	NIA	Specialty Benefits, LLC	Ownership	100.000	UnitedHealth Group Incorporated		
.0707	UnitedHealth Group Incorporated	95251	76-0196559				National Pacific Dental, Inc.	TX	IA	Dental Benefit Providers, Inc.	Ownership	100.000	UnitedHealth Group Incorporated		
		.0000	36-3549627				National Surgery Centers, LLC	DE	NIA	Surgical Care Affiliates, LLC	Ownership	100.000	UnitedHealth Group Incorporated		
		.0000	84-2283691				Naviguard, Inc.	DE	NIA	UnitedHealth Group Ventures, LLC	Ownership	100.000	UnitedHealth Group Incorporated		
.0707	UnitedHealth Group Incorporated	95123	65-0996107				Neighborhood Health Partnership, Inc.	FL	IA	UnitedHealthcare, Inc.	Ownership	100.000	UnitedHealth Group Incorporated		
		.0000	20-4755277				Netwerkes, LLC	TN	NIA	Optum360 Solutions, LLC	Ownership	100.000	UnitedHealth Group Incorporated		
.0707	UnitedHealth Group Incorporated	95758	88-0228572				Nevada Pacific Dental	NV	IA	Dental Benefit Providers, Inc.	Ownership	100.000	UnitedHealth Group Incorporated		
		.0000	72-1267232				New Orleans Regional Physician Hospital Organization, L.L.C.	LA	NIA	UnitedHealthcare, Inc.	Ownership	100.000	UnitedHealth Group Incorporated		
		.0000	84-1250135				New West Physicians, Inc.	CO	NIA	Newton Holdings, LLC	Ownership	100.000	UnitedHealth Group Incorporated		
		.0000					Newton Holdings, LLC	DE	NIA	Collaborative Care Holdings, LLC	Ownership	80.100	UnitedHealth Group Incorporated		2
		.0000	33-0673955				North American Medical Management California, Inc.	TN	NIA	NAMM Holdings, Inc.	Ownership	100.000	UnitedHealth Group Incorporated		
		.0000	27-2248103				North Dallas Surgical Center, LLC	DE	NIA	THR-SCA Holdings, LLC	Influence	51.000	UnitedHealth Group Incorporated		5
		.0000	20-1023581				North Puget Sound Center for Sleep Disorders, LLC	WA	NIA	Everett MSO, Inc.	Ownership	71.250	UnitedHealth Group Incorporated		2
		.0000	20-2564137				North Puget Sound Oncology Equipment Leasing Company, LLC	WA	NIA	Everett MSO, Inc.	Ownership	100.000	UnitedHealth Group Incorporated		
		.0000	88-0245121				Northern Nevada Health Network, Inc.	NV	NIA	Sierra Health Services, Inc.	Ownership	100.000	UnitedHealth Group Incorporated		
		.0000	63-1240726				Northern Rockies Surgery Center, L.P.	TN	NIA	Northern Rockies Surgicenter, Inc.	Influence	0.400	UnitedHealth Group Incorporated		5
		.0000	81-0399251				Northern Rockies Surgicenter, Inc.	MT	NIA	National Surgery Centers, LLC	Ownership	100.000	UnitedHealth Group Incorporated		
		.0000	95-4748023				Northridge Medical Group, Inc.	CA	NIA	Healthcare Partners Affiliates Medical Group	Influence	0.000	UnitedHealth Group Incorporated		5
		.0000	37-1007387				Northwest Surgicare, LLC	DE	NIA	Surgery Center Holding, LLC	Ownership	100.000	UnitedHealth Group Incorporated		
		.0000	75-2494046				Northwest Surgicare, Ltd.	IL	NIA	Northwest Surgicare, LLC	Ownership	62.000	UnitedHealth Group Incorporated		2
		.0000	61-1855159				NPI IPA Washington, PLLC	WA	NIA	Everett Physicians, Inc. P.S.	Influence	0.000	UnitedHealth Group Incorporated		5
		.0000	56-1754480				NSC Fayetteville, LLC	DE	NIA	National Surgery Centers, LLC	Ownership	100.000	UnitedHealth Group Incorporated		
		.0000	56-1963226				NSC Greensboro West, LLC	DE	NIA	National Surgery Centers, LLC	Influence	0.490	UnitedHealth Group Incorporated		5
		.0000	56-1775016				NSC Greensboro, LLC	DE	NIA	National Surgery Centers, LLC	Ownership	100.000	UnitedHealth Group Incorporated		
		.0000	36-4210296				NSC Lancaster, LLC	DE	NIA	National Surgery Centers, LLC	Ownership	100.000	UnitedHealth Group Incorporated		
		.0000	91-1553479				NSC Seattle, Inc.	WA	NIA	National Surgery Centers, LLC	Ownership	100.000	UnitedHealth Group Incorporated		
		.0000	33-0812824				NSC Upland, LLC	DE	NIA	National Surgery Centers, LLC	Ownership	100.000	UnitedHealth Group Incorporated		
		.0000	46-5025690				NYSICA, LLC	NY	NIA	Surgical Care Affiliates, LLC	Influence	0.330	UnitedHealth Group Incorporated		5
		.0000	83-4364718				OC Cardiology Practice Partners, LLC	DE	NIA	SC Affiliates, LLC	Ownership	100.000	UnitedHealth Group Incorporated		
		.0000	98-1454609				Omesa S.A.	CHL	NIA	Vidaintegra S.A.	Ownership	99.990	UnitedHealth Group Incorporated		
		.0000	98-1454609				Omesa S.A.	CHL	NIA	Saden S.A.	Ownership	0.010	UnitedHealth Group Incorporated		
		.0000	27-0062838				OmniClaim, LLC	DE	NIA	Equian, LLC	Ownership	100.000	UnitedHealth Group Incorporated		
		.0000	98-1456252				Oncocare S.A.C.	PER	NIA	Pacifico S.A. Entidad Prestadora de Salud	Ownership	80.000	UnitedHealth Group Incorporated		2
		.0000	52-2129786				OneNet PPO, LLC	MD	NIA	UnitedHealthcare Insurance Company	Ownership	100.000	UnitedHealth Group Incorporated		
		.0000	26-1914835				OPHTHALMOLOGY SURGERY CENTER OF DALLAS, LLC	TX	NIA	THR-SCA Holdings, LLC	Influence	51.000	UnitedHealth Group Incorporated		5
.0707	UnitedHealth Group Incorporated	96940	52-1518174				Optimum Choice, Inc.	MD	IA	United HealthCare Services, Inc.	Ownership	100.000	UnitedHealth Group Incorporated		
		.0000	47-0858534	3202702			Optum Bank, Inc.	UT	NIA	OptumHealth Financial Services, Inc.	Ownership	100.000	UnitedHealth Group Incorporated		
		.0000	36-3437660				Optum Biometrics, Inc.	IL	NIA	OptumHealth Care Solutions, LLC	Ownership	100.000	UnitedHealth Group Incorporated		
		.0000	26-0683057				Optum Care Services Company	TN	NIA	Inspiris, Inc.	Ownership	100.000	UnitedHealth Group Incorporated		
		.0000	83-1959511				Optum Care, Inc.	DE	NIA	Collaborative Care Services, Inc.	Ownership	100.000	UnitedHealth Group Incorporated		
		.0000	75-2778455				Optum Clinic, P.A.	TX	NIA	Physician(s) owned	Influence	0.000	UnitedHealth Group Incorporated		4
		.0000	37-1782217				Optum Clinics Holdings, Inc.	DE	NIA	Collaborative Care Holdings, LLC	Ownership	100.000	UnitedHealth Group Incorporated		
		.0000	38-3969193				Optum Clinics Intermediate Holdings, Inc.	DE	NIA	Optum Clinics Holdings, Inc.	Ownership	100.000	UnitedHealth Group Incorporated		
		.0000					Optum Digital Health Holdings, LLC	DE	NIA	Consumer Wellness Solutions, Inc.	Ownership	100.000	UnitedHealth Group Incorporated		
		.0000	98-1325466				Optum Finance (Ireland) Unlimited Company	IRL	NIA	UnitedHealthcare International VIII S.à r.l.	Ownership	100.000	UnitedHealth Group Incorporated		

16.13

STATEMENT AS OF SEPTEMBER 30, 2019 OF THE UnitedHealthcare of Wisconsin, Inc.

**SCHEDULE Y**  
**PART 1A - DETAIL OF INSURANCE HOLDING COMPANY SYSTEM**

1	2	3	4	5	6	7	8	9	10	11	12	13	14	15	16
Group Code	Group Name	NAIC Company Code	ID Number	Federal RSSD	CIK	Name of Securities Exchange if Publicly Traded (U.S. or International)	Names of Parent, Subsidiaries Or Affiliates	Domiciliary Location	Relationship to Reporting Entity	Directly Controlled by (Name of Entity/Person)	Type of Control (Ownership, Board, Management, Attorney-in-Fact, Influence, Other)	If Control is Ownership Provide Percentage	Ultimate Controlling Entity(ies)/Person(s)	Is an SCA Filing Required? (Y/N)	*
		.00000	98-1103015				Optum Global Solutions (India) Private Limited	IND	NIA	Optum Global Solutions International B.V.	Ownership	99.999	UnitedHealth Group Incorporated		
		.00000	98-1103015				Optum Global Solutions (India) Private Limited	IND	NIA	UnitedHealth International, Inc.	Ownership	0.001	UnitedHealth Group Incorporated		
		.00000	98-1097776				Optum Global Solutions (Philippines), Inc.	PHL	NIA	Optum Global Solutions International B.V.	Ownership	99.992	UnitedHealth Group Incorporated		2
		.00000	98-1201187				Optum Global Solutions International B.V.	NLD	NIA	Optum Technology, Inc.	Ownership	97.480	UnitedHealth Group Incorporated		
		.00000	98-1201187				Optum Global Solutions International B.V.	NLD	NIA	OptumHealth International B.V.	Ownership	2.520	UnitedHealth Group Incorporated		
		.00000	04-3574101				Optum Government Solutions, Inc.	DE	NIA	OptumInsight, Inc.	Ownership	100.000	UnitedHealth Group Incorporated		
		.00000					Optum Growth Partners, LLC	DE	NIA	Optum, Inc.	Ownership	100.000	UnitedHealth Group Incorporated		
		.00000					Optum Health & Technology (Hong Kong) Limited	CHN	NIA	OptumHealth International B.V.	Ownership	100.000	UnitedHealth Group Incorporated		
		.00000	98-1095799				Optum Health & Technology (India) Private Limited	IND	NIA	OptumHealth International B.V.	Ownership	99.999	UnitedHealth Group Incorporated		
		.00000	98-1095799				Optum Health & Technology (India) Private Limited	IND	NIA	United Behavioral Health	Ownership	0.001	UnitedHealth Group Incorporated		
		.00000	98-1097886				Optum Health & Technology (Singapore) Pte. Ltd.	SGP	NIA	OptumHealth International B.V.	Ownership	100.000	UnitedHealth Group Incorporated		
		.00000	20-2149493				Optum Health & Technology (US), LLC	MO	NIA	OptumHealth Holdings, LLC	Ownership	100.000	UnitedHealth Group Incorporated		
		.00000	43-1747235				Optum Health & Technology Holdings (US), Inc.	MO	NIA	Optum, Inc.	Ownership	100.000	UnitedHealth Group Incorporated		
		.00000	98-1184561				Optum Health & Technology Serviços do Brasil Ltda.	BRA	NIA	Optum Global Solutions International B.V.	Ownership	99.998	UnitedHealth Group Incorporated		
		.00000	98-1184561				Optum Health & Technology Serviços do Brasil Ltda.	BRA	NIA	OptumInsight, Inc.	Ownership	0.002	UnitedHealth Group Incorporated		
		.00000	98-1276517				Optum Health and Technology FZ-LLC	ARE	NIA	Optum Global Solutions International B.V.	Ownership	100.000	UnitedHealth Group Incorporated		
		.00000	98-1097921				Optum Health Services (Canada) Ltd.	CAN	NIA	Inc.	Ownership	100.000	UnitedHealth Group Incorporated		
		.00000	98-1406274				Optum Health Solutions (Australia) Pty Ltd	AUS	NIA	Optum UK Solutions Group Limited	Ownership	100.000	UnitedHealth Group Incorporated		
		.00000	98-1147355				Optum Health Solutions (UK) Limited	GBR	NIA	Optum UK Solutions Group Limited	Ownership	100.000	UnitedHealth Group Incorporated		
		.00000	58-2068880				Optum Healthcare of Illinois, Inc.	GA	NIA	Optum Women's and Children's Health, LLC	Ownership	100.000	UnitedHealth Group Incorporated		
		.00000	20-0212381				Optum Hospice Pharmacy Services, LLC	DE	NIA	OptumRx Health Solutions, LLC	Ownership	100.000	UnitedHealth Group Incorporated		
		.00000	11-2997132				Optum Infusion Services 100, Inc.	NY	NIA	BriovaRx Infusion Services, Inc.	Ownership	100.000	UnitedHealth Group Incorporated		
		.00000	11-3485985				Optum Infusion Services 101, Inc.	NY	NIA	Optum Infusion Services 100, Inc.	Ownership	100.000	UnitedHealth Group Incorporated		
		.00000	27-1533840				Optum Infusion Services 103, LLC	DE	NIA	Serquinix Holdings LLC	Ownership	100.000	UnitedHealth Group Incorporated		
		.00000	63-1284325				Optum Infusion Services 206, Inc.	AL	NIA	Ambient Healthcare, Inc.	Ownership	100.000	UnitedHealth Group Incorporated		
		.00000	63-0964525				Optum Infusion Services 207, Inc.	AL	NIA	Optum Infusion Services 206, Inc.	Ownership	100.000	UnitedHealth Group Incorporated		
		.00000	20-4963945				Optum Infusion Services 208, Inc.	NC	NIA	Ambient Healthcare, Inc.	Ownership	100.000	UnitedHealth Group Incorporated		
		.00000	75-2196224				Optum Infusion Services 301, LP	OK	NIA	BriovaRx Infusion Services, Inc.	Ownership	99.950	UnitedHealth Group Incorporated		
		.00000	75-2196224				Optum Infusion Services 301, LP	OK	NIA	BriovaRx Infusion Services 305, LLC	Ownership	0.050	UnitedHealth Group Incorporated		
		.00000	27-0668812				Optum Infusion Services 302, LLC	NE	NIA	BriovaRx Infusion Services, Inc.	Ownership	100.000	UnitedHealth Group Incorporated		
		.00000	20-3741084				Optum Infusion Services 308, LLC	AZ	NIA	SCP Specialty Infusion, LLC	Ownership	100.000	UnitedHealth Group Incorporated		
		.00000	02-0653265				Optum Infusion Services 401, LLC	CA	NIA	SCP Specialty Infusion, LLC	Ownership	100.000	UnitedHealth Group Incorporated		
		.00000	47-0941801				Optum Infusion Services 403, LLC	CA	NIA	SCP Specialty Infusion, LLC	Ownership	100.000	UnitedHealth Group Incorporated		
		.00000	93-1103256				Optum Infusion Services 404, LLC	OR	NIA	SCP Specialty Infusion, LLC	Ownership	100.000	UnitedHealth Group Incorporated		
		.00000	84-2822134				Optum Infusion Services 501, Inc.	DE	NIA	BriovaRx Infusion Services, Inc.	Ownership	100.000	UnitedHealth Group Incorporated		
.0707	UnitedHealth Group Incorporated	.69647	31-0628424				Optum Insurance of Ohio, Inc.	OH	IA	OptumRx PBM of Maryland, LLC	Ownership	100.000	UnitedHealth Group Incorporated		
		.00000	46-4734521				Optum Labs Dimensions, Inc.	DE	NIA	Optum Labs, Inc.	Ownership	100.000	UnitedHealth Group Incorporated		
		.00000	98-1249178				Optum Labs International (UK) Ltd.	GBR	NIA	Optum, Inc.	Ownership	100.000	UnitedHealth Group Incorporated		
		.00000	46-1615964				Optum Labs, Inc.	DE	NIA	Optum, Inc.	Ownership	100.000	UnitedHealth Group Incorporated		
		.00000	98-1209730				Optum Life Sciences (Canada) Inc.	CAN	NIA	OptumInsight Life Sciences, Inc.	Ownership	100.000	UnitedHealth Group Incorporated		
		.00000	98-1098190				Optum Management Consulting (Shanghai) Co., Ltd.	CHN	NIA	Optum Health & Technology Holdings (US), Inc.	Ownership	100.000	UnitedHealth Group Incorporated		
		.00000	30-0826311				Optum Medical Services of California, P.C.	CA	NIA	Physician(s) owned	Influence	0.000	UnitedHealth Group Incorporated		4
		.00000	45-3866363				Optum Medical Services, P.C.	NC	NIA	Physician(s) owned	Influence	0.000	UnitedHealth Group Incorporated		4

STATEMENT AS OF SEPTEMBER 30, 2019 OF THE UnitedHealthcare of Wisconsin, Inc.

**SCHEDULE Y**  
**PART 1A - DETAIL OF INSURANCE HOLDING COMPANY SYSTEM**

1	2	3	4	5	6	7	8	9	10	11	12	13	14	15	16
Group Code	Group Name	NAIC Company Code	ID Number	Federal RSSD	CIK	Name of Securities Exchange if Publicly Traded (U.S. or International)	Names of Parent, Subsidiaries Or Affiliates	Domi-ciliary Location	Relation-ship to Reporting Entity	Directly Controlled by (Name of Entity/Person)	Type of Control (Ownership, Board, Management, Attorney-in-Fact, Influence, Other)	If Control is Ownership Provide Percentage	Ultimate Controlling Entity(ies)/Person(s)	Is an SCA Filing Re-quired? (Y/N)	*
.0707	UnitedHealth Group Incorporated	.11068	30-0029448				Optum Networks of New Jersey, Inc.	DE	IA	OrthoNet Holdings, Inc.	Ownership	100.000	UnitedHealth Group Incorporated		
		.00000	90-1001805				Optum Nevada Accountable Care Organization LLC	DE	NIA	Collaborative Care Holdings, LLC	Ownership	100.000	UnitedHealth Group Incorporated		
		.00000	58-1873062				Optum of New York, Inc.	NY	NIA	Optum Women's and Children's Health, LLC	Ownership	100.000	UnitedHealth Group Incorporated		
		.00000	98-1097761				Optum Operations (Ireland) Unlimited Company	IRL	NIA	UnitedHealthcare International VII S.à r.l.	Ownership	100.000	UnitedHealth Group Incorporated		
		.00000	20-8911466				Optum Palliative and Hospice Care of Pennsylvania, Inc.	TN	NIA	Hospice Inspiris Holdings, Inc.	Ownership	100.000	UnitedHealth Group Incorporated		
		.00000	20-8911303				Optum Palliative and Hospice Care of Texas, Inc.	TN	NIA	Hospice Inspiris Holdings, Inc.	Ownership	100.000	UnitedHealth Group Incorporated		
		.00000	30-0226127				Optum Palliative and Hospice Care, Inc.	DE	NIA	Collaborative Care Holdings, LLC	Ownership	100.000	UnitedHealth Group Incorporated		
		.00000	84-2827343				Optum Pharmacy 701, LLC	DE	NIA	OptumRx Administrative Services, LLC	Ownership	100.000	UnitedHealth Group Incorporated		
		.00000	46-2731176				Optum Pharmacy 702, LLC	IN	NIA	OptumRx PBM of Illinois, Inc.	Ownership	100.000	UnitedHealth Group Incorporated		
		.00000	45-2532834				Optum Pharmacy 703, LLC	IN	NIA	OptumRx PBM of Illinois, Inc.	Ownership	100.000	UnitedHealth Group Incorporated		
		.00000	55-0824381				Optum Pharmacy 705, LLC	AL	NIA	BriovaRx of Maine, Inc.	Ownership	100.000	UnitedHealth Group Incorporated		
		.00000	20-4581265				Optum Public Sector Solutions, Inc.	DE	NIA	OptumInsight, Inc.	Ownership	100.000	UnitedHealth Group Incorporated		
		.00000	46-3328009				Optum Rocket, Inc.	DE	NIA	OptumInsight, Inc.	Ownership	100.000	UnitedHealth Group Incorporated		
		.00000	26-0543382				Optum Senior Services, LLC	AL	NIA	Optum Hospice Pharmacy Services, LLC	Ownership	100.000	UnitedHealth Group Incorporated		
		.00000	98-1307821				Optum Services (Ireland) Limited	IRL	NIA	Optum Operations (Ireland) Unlimited Company	Ownership	100.000	UnitedHealth Group Incorporated		
		.00000	06-0870003				Optum Services (Puerto Rico) LLC	PR	NIA	UnitedHealthcare International III B.V.	Ownership	100.000	UnitedHealth Group Incorporated		
		.00000	45-4683454				Optum Services, Inc.	DE	NIA	Optum, Inc.	Ownership	100.000	UnitedHealth Group Incorporated		
		.00000	98-1284698				Optum Solutions do Brasil – Tecnologia e Serviços de Suporte Ltda.	BRA	NIA	Amil Assistência Médica Internacional S.A.	Ownership	100.000	UnitedHealth Group Incorporated		
		.00000	98-1284698				Optum Solutions do Brasil – Tecnologia e Serviços de Suporte Ltda.	BRA	NIA	Cemed Care – Empresa de Atendimento Clínico Geral Ltda.	Ownership	0.000	UnitedHealth Group Incorporated		
		.00000	98-0644599				Optum Solutions UK Holdings Limited	GBR	NIA	Optum Health & Technology Holdings (US), Inc.	Ownership	100.000	UnitedHealth Group Incorporated		
		.00000	46-5713629				Optum Technology, Inc.	DE	NIA	Optum, Inc.	Ownership	100.000	UnitedHealth Group Incorporated		
		.00000	98-1097769				Optum UK Solutions Group Limited	GBR	NIA	Optum Solutions UK Holdings Limited	Ownership	100.000	UnitedHealth Group Incorporated		
		.00000	58-2205984				Optum Women's and Children's Health, LLC	DE	NIA	My Wellness Solutions, LLC	Ownership	100.000	UnitedHealth Group Incorporated		
		.00000	30-0580620	3119994			Optum, Inc.	DE	NIA	United HealthCare Services, Inc.	Ownership	100.000	UnitedHealth Group Incorporated		
		.00000	46-3983926				Optum360 Services, Inc.	DE	NIA	Optum Rocket, Inc.	Ownership	69.000	UnitedHealth Group Incorporated		2
		.00000	82-3446942				Optum360 Solutions, LLC	DE	NIA	OptumInsight, Inc.	Ownership	100.000	UnitedHealth Group Incorporated		
		.00000	46-3328307				Optum360, LLC	DE	NIA	Optum Rocket, Inc.	Ownership	69.000	UnitedHealth Group Incorporated		2
		.00000	45-3007684				OptumCare ACO Florida, LLC	FL	NIA	OptumCare ACO Holdings, LLC	Ownership	100.000	UnitedHealth Group Incorporated		
		.00000	45-3006976				OptumCare ACO Holdings, LLC	CA	NIA	OptumCare Management, LLC	Ownership	100.000	UnitedHealth Group Incorporated		
		.00000	25-1866551				OptumCare ACO New Mexico, LLC	DE	NIA	OptumCare New Mexico, LLC	Ownership	100.000	UnitedHealth Group Incorporated		
		.00000	47-1422097				OptumCare Clinical Trials, LLC	DE	NIA	OptumCare Holdings, LLC	Ownership	100.000	UnitedHealth Group Incorporated		
		.00000	35-2597463				OptumCare Colorado ASC, LLC	CO	NIA	OptumCare Colorado, LLC	Ownership	100.000	UnitedHealth Group Incorporated		
		.00000	47-2218380				OptumCare Colorado Springs, LLC	CO	NIA	OptumCare Holdings Colorado, LLC	Ownership	100.000	UnitedHealth Group Incorporated		
		.00000	47-2196783				OptumCare Colorado, LLC	CO	NIA	OptumCare Management, LLC	Ownership	100.000	UnitedHealth Group Incorporated		
		.00000	26-1508741				OptumCare Endoscopy Center New Mexico, LLC	NM	NIA	OptumCare New Mexico, LLC	Ownership	100.000	UnitedHealth Group Incorporated		
		.00000	82-2227280				OptumCare Florida CI, LLC	DE	NIA	OptumCare Florida, LLC	Ownership	100.000	UnitedHealth Group Incorporated		
		.00000	87-0408859				OptumCare Florida, LLC	DE	NIA	Intermountain Medical Holdings Nevada, Inc.	Influence	100.000	UnitedHealth Group Incorporated		5
		.00000	46-2385459				OptumCare Health Plan of California, Inc.	DE	IA	OptumCare Holdings, LLC	Ownership	100.000	UnitedHealth Group Incorporated		
		.00000	30-0999065				OptumCare Holdings Colorado, LLC	CO	NIA	OptumCare Colorado, LLC	Ownership	85.000	UnitedHealth Group Incorporated		2
		.00000	20-8571405				OptumCare Holdings New Mexico, LLC	NM	NIA	OptumCare Management, LLC	Ownership	100.000	UnitedHealth Group Incorporated		
		.00000	56-2592163				OptumCare Holdings, LLC	CA	NIA	Collaborative Care Holdings, LLC	Ownership	100.000	UnitedHealth Group Incorporated		
		.00000	95-4509662				OptumCare Management, LLC	DE	NIA	OptumCare Holdings, LLC	Ownership	100.000	UnitedHealth Group Incorporated		
		.00000	20-4043287				OptumCare New Mexico, LLC	DE	NIA	OptumCare Holdings New Mexico, LLC	Ownership	100.000	UnitedHealth Group Incorporated		
		.00000	45-3462809				OptumCare South Florida, LLC	FL	NIA	OptumCare Management, LLC	Ownership	100.000	UnitedHealth Group Incorporated		
		.00000	41-1591944				OptumHealth Care Solutions, LLC	DE	NIA	OptumInsight, Inc.	Ownership	100.000	UnitedHealth Group Incorporated		

16.15

STATEMENT AS OF SEPTEMBER 30, 2019 OF THE UnitedHealthcare of Wisconsin, Inc.

**SCHEDULE Y**  
**PART 1A - DETAIL OF INSURANCE HOLDING COMPANY SYSTEM**

1	2	3	4	5	6	7	8	9	10	11	12	13	14	15	16
Group Code	Group Name	NAIC Company Code	ID Number	Federal RSSD	CIK	Name of Securities Exchange if Publicly Traded (U.S. or International)	Names of Parent, Subsidiaries Or Affiliates	Domiciliary Location	Relationship to Reporting Entity	Directly Controlled by (Name of Entity/Person)	Type of Control (Ownership, Board, Management, Attorney-in-Fact, Influence, Other)	If Control is Ownership Provide Percentage	Ultimate Controlling Entity(ies)/Person(s)	Is an SCA Filing Required? (Y/N)	*
		.0000	47-0858530				OptumHealth Financial Services, Inc.	DE	NIA	OptumHealth Holdings, LLC	Ownership	100.000	UnitedHealth Group Incorporated		
		.0000	47-1192395				OptumHealth Holdings, LLC	DE	NIA	Optum, Inc.	Ownership	100.000	UnitedHealth Group Incorporated		
		.0000	98-1106868				OptumHealth International B.V.	NLD	NIA	Catamaran S.á.r.l.	Ownership	100.000	UnitedHealth Group Incorporated		
		.0000					OptumInsight Holdings, LLC	DE	NIA	Optum, Inc.	Ownership	100.000	UnitedHealth Group Incorporated		
		.0000	98-1401978				OptumInsight India Private Limited	IND	NIA	ABCO International Holdings, LLC	Ownership	99.065	UnitedHealth Group Incorporated		
		.0000	98-1401978				OptumInsight India Private Limited	IND	NIA	The Advisory Board Company	Ownership	0.935	UnitedHealth Group Incorporated		
		.0000	04-3383745				OptumInsight Life Sciences, Inc.	DE	NIA	OptumInsight, Inc.	Ownership	100.000	UnitedHealth Group Incorporated		
		.0000	41-1858498				OptumInsight, Inc.	DE	NIA	OptumInsight Holdings, LLC	Ownership	100.000	UnitedHealth Group Incorporated		
		.0000	75-2578509				OptumRx Administrative Services, LLC	TX	NIA	OptumRx Holdings I, LLC	Ownership	100.000	UnitedHealth Group Incorporated		
		.0000	31-1728846				OptumRx Discount Card Services, LLC	DE	NIA	OptumRx PBM of Illinois, Inc.	Ownership	100.000	UnitedHealth Group Incorporated		
		.0000	47-4734235				OptumRx Group Holdings, Inc.	DE	NIA	Optum, Inc.	Ownership	100.000	UnitedHealth Group Incorporated		
		.0000	46-0666840				OptumRx Health Solutions, LLC	DE	NIA	OptumRx Administrative Services, LLC	Ownership	100.000	UnitedHealth Group Incorporated		
		.0000	80-0870454				OptumRx Holdings I, LLC	DE	NIA	OptumRx Group Holdings, Inc.	Ownership	100.000	UnitedHealth Group Incorporated		
		.0000					OptumRx Holdings, LLC	DE	NIA	Optum, Inc.	Ownership	100.000	UnitedHealth Group Incorporated		
		.0000	34-1472211				OptumRx Home Delivery of Ohio, LLC	OH	NIA	OptumRx Health Solutions, LLC	Ownership	100.000	UnitedHealth Group Incorporated		
		.0000	20-0218027				OptumRx IPA III, Inc.	NY	NIA	OptumRx PBM of Maryland, LLC	Ownership	100.000	UnitedHealth Group Incorporated		
		.0000	20-0151096				OptumRx NY IPA, Inc.	NY	NIA	OptumRx, Inc.	Ownership	100.000	UnitedHealth Group Incorporated		
		.0000	27-3419292				OptumRx of Pennsylvania, LLC	DE	NIA	OptumRx Health Solutions, LLC	Ownership	100.000	UnitedHealth Group Incorporated		
		.0000	11-2581812				OptumRx PBM of Illinois, Inc.	DE	NIA	OptumRx Administrative Services, LLC	Ownership	100.000	UnitedHealth Group Incorporated		
		.0000	88-0361447				OptumRx PBM of Maryland, LLC	NV	NIA	OptumRx Health Solutions, LLC	Ownership	100.000	UnitedHealth Group Incorporated		
		.0000	03-0592263				OptumRx PBM of Pennsylvania, LLC	PA	NIA	OptumRx of Pennsylvania, LLC	Ownership	100.000	UnitedHealth Group Incorporated		
		.0000	26-1424534				OptumRx PBM of Puerto Rico, LLC	NV	NIA	OptumRx PBM of Maryland, LLC	Ownership	100.000	UnitedHealth Group Incorporated		
		.0000	38-3693753				OptumRx PBM of Wisconsin, LLC	WI	NIA	OptumRx PBM of Illinois, Inc.	Ownership	100.000	UnitedHealth Group Incorporated		
		.0000	16-1767416				OptumRx PD of Pennsylvania, LLC	PA	NIA	OptumRx of Pennsylvania, LLC	Ownership	100.000	UnitedHealth Group Incorporated		
		.0000	88-0373347				OptumRx Pharmacy of Nevada, Inc.	NV	NIA	OptumRx Health Solutions, LLC	Ownership	100.000	UnitedHealth Group Incorporated		
		.0000	47-3146510				OptumRx Pharmacy, Inc.	DE	NIA	OptumRx, Inc.	Ownership	100.000	UnitedHealth Group Incorporated		
		.0000	33-0441200				OptumRx, Inc.	CA	NIA	OptumRx Holdings, LLC	Ownership	100.000	UnitedHealth Group Incorporated		
		.0000	52-2016292				OptumServe Technology Services, Inc.	MD	NIA	OptumInsight, Inc.	Ownership	100.000	UnitedHealth Group Incorporated		
		.0000	22-3883387				OREGON OUTPATIENT SURGERY CENTER, LLC	OR	NIA	Providence & SCA Off-Campus Holdings, LLC	Influence	51.180	UnitedHealth Group Incorporated		5
		.0000	59-3125869				Orlando Center for Outpatient Surgery, L.P.	GA	NIA	Surgical Health of Orlando, LLC	Ownership	51.000	UnitedHealth Group Incorporated		2
		.0000	46-2881462				Orthology Mid-Atlantic, Inc.	DE	NIA	Orthology, Inc.	Ownership	100.000	UnitedHealth Group Incorporated		
		.0000	46-2742615				Orthology, Inc.	DE	NIA	UnitedHealth Group Ventures, LLC	Ownership	100.000	UnitedHealth Group Incorporated		
		.0000	13-3960641				OrthoNet Holdings, Inc.	DE	NIA	OptumHealth Care Solutions, LLC	Ownership	100.000	UnitedHealth Group Incorporated		
		.0000	13-3818652				OrthoNet LLC	NY	NIA	OrthoNet Holdings, Inc.	Ownership	100.000	UnitedHealth Group Incorporated		
		.0000	13-4025898				OrthoNet New York IPA, Inc.	NY	NIA	OrthoNet Holdings, Inc.	Ownership	100.000	UnitedHealth Group Incorporated		
		.0000	26-2884306				OrthoNet of the South, Inc.	DE	NIA	OrthoNet Holdings, Inc.	Ownership	100.000	UnitedHealth Group Incorporated		
		.0000	46-1581769				OrthoNet Services, Inc.	DE	NIA	OrthoNet Holdings, Inc.	Ownership	100.000	UnitedHealth Group Incorporated		
		.0000	20-0221966				OrthoNet West, Inc.	DE	NIA	OrthoNet Holdings, Inc.	Ownership	100.000	UnitedHealth Group Incorporated		
		.0000	81-2594417				ORTHOPEDIC SURGERY CENTER OF PALM BEACH COUNTY, LLC	FL	NIA	SCA-Palm Beach, LLC	Influence	20.000	UnitedHealth Group Incorporated		5
		.0000					OSB – Tecnologia e Serviços de Suporte Ltda.	BRA	NIA	Amil Assistência Médica Internacional S.A.	Ownership	99.990	UnitedHealth Group Incorporated		
		.0000					OSB – Tecnologia e Serviços de Suporte Ltda.	BRA	NIA	Cemed Care – Empresa de Atendimento Clínico Geral Ltda.	Ownership	0.010	UnitedHealth Group Incorporated		
		.0000	41-1921007				Ovations, Inc.	DE	NIA	United HealthCare Services, Inc.	Ownership	100.000	UnitedHealth Group Incorporated		
		.0000	06-1587795				Oxford Benefit Management, Inc.	CT	NIA	Oxford Health Plans LLC	Ownership	100.000	UnitedHealth Group Incorporated		
.0707	UnitedHealth Group Incorporated	78026	22-2797560				Oxford Health Insurance, Inc.	NY	IA	UnitedHealthcare Insurance Company	Ownership	100.000	UnitedHealth Group Incorporated		
.0707	UnitedHealth Group Incorporated	96798	06-1181201				Oxford Health Plans (CT), Inc.	CT	IA	Oxford Health Plans LLC	Ownership	100.000	UnitedHealth Group Incorporated		
.0707	UnitedHealth Group Incorporated	95506	22-2745725				Oxford Health Plans (NJ), Inc.	NJ	IA	Oxford Health Plans LLC	Ownership	100.000	UnitedHealth Group Incorporated		
.0707	UnitedHealth Group Incorporated	95479	06-1181200				Oxford Health Plans (NY), Inc.	NY	IA	Oxford Health Plans LLC	Ownership	100.000	UnitedHealth Group Incorporated		
		.0000	52-2443751				Oxford Health Plans LLC	DE	NIA	UnitedHealth Group Incorporated	Ownership	100.000	UnitedHealth Group Incorporated		
		.0000	27-0008097				P2P Link, LLC	DE	NIA	SPS, LLC	Ownership	100.000	UnitedHealth Group Incorporated		
		.0000					Pacific Casualty Company, Inc.	HI	NIA	USHEALTH Group, Inc.	Influence	100.000	UnitedHealth Group Incorporated		5

16.16



STATEMENT AS OF SEPTEMBER 30, 2019 OF THE UnitedHealthcare of Wisconsin, Inc.

**SCHEDULE Y**  
**PART 1A - DETAIL OF INSURANCE HOLDING COMPANY SYSTEM**

1	2	3	4	5	6	7	8	9	10	11	12	13	14	15	16
Group Code	Group Name	NAIC Company Code	ID Number	Federal RSSD	CIK	Name of Securities Exchange if Publicly Traded (U.S. or International)	Names of Parent, Subsidiaries Or Affiliates	Domi-ciliary Location	Relation-ship to Reporting Entity	Directly Controlled by (Name of Entity/Person)	Type of Control (Ownership, Board, Management, Attorney-in-Fact, Influence, Other)	If Control is Ownership Provide Percentage	Ultimate Controlling Entity(ies)/Person(s)	Is an SCA Filing Re-quired? (Y/N)	*
.0707	UnitedHealth Group Incorporated	.70785	35-1137395				PacifiCare Life and Health Insurance Company	IN	IA	United HealthCare Services, Inc.	Ownership	100.000	UnitedHealth Group Incorporated		
.0707	UnitedHealth Group Incorporated	.84506	95-2829463				PacifiCare Life Assurance Company	CO	IA	United HealthCare Services, Inc.	Ownership	100.000	UnitedHealth Group Incorporated		
.0707	UnitedHealth Group Incorporated	.95617	94-3267522				PacifiCare of Arizona, Inc.	AZ	IA	United HealthCare Services, Inc.	Ownership	100.000	UnitedHealth Group Incorporated		
.0707	UnitedHealth Group Incorporated	.95434	84-1011378				PacifiCare of Colorado, Inc.	CO	IA	United HealthCare Services, Inc.	Ownership	100.000	UnitedHealth Group Incorporated		
.0707	UnitedHealth Group Incorporated	.95685	86-0875231				PacifiCare of Nevada, Inc.	NV	IA	United HealthCare Services, Inc.	Ownership	100.000	UnitedHealth Group Incorporated		
		.00000	98-1444613				Pacifico S.A. Entidad Prestadora de Salud	PER	NIA	Empremédica S. A.	Ownership	50.000	UnitedHealth Group Incorporated		2
		.00000	62-1595402				Paoli Ambulatory Surgery Center	PA	NIA	SCA-Paoli, LLC	Ownership	51.000	UnitedHealth Group Incorporated		2
		.00000	62-1547618				Paoli Surgery Center, L.P.	TN	NIA	Paoli Ambulatory Surgery Center	Ownership	64.250	UnitedHealth Group Incorporated		2
		.00000	45-1484375				Park Hill Surgery Center, LLC	TX	NIA	THR-SCA Holdings, LLC	Influence	51.000	UnitedHealth Group Incorporated		5
		.00000	20-4127100				Parkway Surgery Center, LLC	DE	NIA	SCA-Hagerstown, LLC	Ownership	73.690	UnitedHealth Group Incorporated		2
		.00000	63-1271644				Pasteur Plaza Surgery Center GP, Inc.	DE	NIA	ASC Network, LLC	Ownership	100.000	UnitedHealth Group Incorporated		
		.00000					PatientsLikeMe LLC	DE	NIA	United HealthCare Services, Inc.	Ownership	100.000	UnitedHealth Group Incorporated		
		.00000					Patrimonio Autónomo Nueva Clínica - PANC	COL	NIA	Clínica del Country S.A.	Ownership	65.170	UnitedHealth Group Incorporated		2
		.00000					Patrimonio Autónomo Nueva Clínica - PANC	COL	NIA	Banmedica Internacional SpA	Ownership	9.590	UnitedHealth Group Incorporated		2
		.00000	62-1451147				Payment Resolution Services, LLC	TN	NIA	OptumInsight, Inc.	Ownership	100.000	UnitedHealth Group Incorporated		
		.00000	75-3265056				PCCCV, Inc.	CA	NIA	PrimeCare Medical Network, Inc.	Ownership	100.000	UnitedHealth Group Incorporated		
.0707	UnitedHealth Group Incorporated	.13607	20-5662149				Peoples Health, Inc.	LA	IA	New Orleans Regional Physician Hospital Organization, L.L.C.	Ownership	100.000	UnitedHealth Group Incorporated		
		.00000	58-1978405				Perimeter Center for Outpatient Surgery, L.P.	GA	NIA	SHC Atlanta, LLC	Influence	18.643	UnitedHealth Group Incorporated		5
		.00000	23-2171049				Pharmacy Software Holdco, Inc.	PA	NIA	OptumRx Administrative Services, LLC	Ownership	100.000	UnitedHealth Group Incorporated		
		.00000	35-2288416				PHC Subsidiary Holdings, LLC	TX	NIA	United HealthCare Services, Inc.	Ownership	100.000	UnitedHealth Group Incorporated		
		.00000	81-2902954				Physician Alliance of the Rockies, LLC	CO	NIA	New West Physicians, Inc.	Ownership	100.000	UnitedHealth Group Incorporated		
		.00000	30-0516435				Physician Partners Medical Group, Inc.	CA	NIA	Physician(s) owned	Influence	0.000	UnitedHealth Group Incorporated		4
		.00000	59-3438026				PHYSICIANS DAY SURGERY CENTER, LLC	FL	NIA	SCA-Naples, LLC	Ownership	51.000	UnitedHealth Group Incorporated		2
.0707	UnitedHealth Group Incorporated	.11494	04-3677255				Physicians Health Choice of Texas, LLC	TX	IA	PHC Subsidiary Holdings, LLC	Ownership	100.000	UnitedHealth Group Incorporated		
		.00000	52-1162824				Physicians Health Plan of Maryland, Inc.	MD	NIA	United HealthCare Services, Inc.	Ownership	100.000	UnitedHealth Group Incorporated		
		.00000	98-1388873				Piano de Saúde Ana Costa Ltda.	BRA	IA	Amil Assistência Médica Internacional S.A.	Ownership	74.860	UnitedHealth Group Incorporated		
		.00000	98-1388873				Piano de Saúde Ana Costa Ltda.	BRA	IA	Santos Administração e Participações S.A.	Ownership	25.140	UnitedHealth Group Incorporated		
		.00000	66-0742844				Plus One Health Management Puerto Rico, Inc.	PR	NIA	Plus One Holdings, Inc.	Ownership	100.000	UnitedHealth Group Incorporated		
		.00000	13-3613705				Plus One Holdings, Inc.	DE	NIA	OptumHealth Care Solutions, LLC	Ownership	100.000	UnitedHealth Group Incorporated		
		.00000	80-0670247				PMI Acquisition, LLC	DE	NIA	Progressive Enterprises Holdings, Inc.	Ownership	100.000	UnitedHealth Group Incorporated		
		.00000	26-3148744				PMSI Holdings, LLC	DE	NIA	Progressive Enterprises Holdings, Inc.	Ownership	100.000	UnitedHealth Group Incorporated		
		.00000	59-3166848				PMSI Settlement Solutions, LLC	FL	NIA	PMSI Holdings, LLC	Ownership	100.000	UnitedHealth Group Incorporated		
		.00000	56-2422696				PMSI, LLC	FL	NIA	PMSI Holdings, LLC	Ownership	100.000	UnitedHealth Group Incorporated		
		.00000	98-1083164				Polar II Fundo de Investimento em Participações Multiestrategia	BRA	NIA	UnitedHealthcare International IV S.á r.l.	Ownership	100.000	UnitedHealth Group Incorporated		
		.00000	47-5563848				Polo Holdco, LLC	DE	NIA	Collaborative Care Holdings, LLC	Ownership	80.100	UnitedHealth Group Incorporated		2
		.00000	46-5415205				POMCO Network, Inc.	NY	NIA	POMCO, Inc.	Ownership	100.000	UnitedHealth Group Incorporated		
		.00000	15-0581348				POMCO, Inc.	NY	NIA	UMR, Inc.	Ownership	100.000	UnitedHealth Group Incorporated		
		.00000	33-0261822				Pomerado Outpatient Surgical Center, Inc.	CA	NIA	ASC Network, LLC	Ownership	100.000	UnitedHealth Group Incorporated		
		.00000	33-0752699				Pomerado Outpatient Surgical Center, L.P.	CA	NIA	Pomerado Outpatient Surgical Center, Inc.	Ownership	57.500	UnitedHealth Group Incorporated		2
		.00000	27-1454121				PPH Holdings, LLC	DE	NIA	Practice Partners in Healthcare, Inc.	Influence	1.000	UnitedHealth Group Incorporated		5
		.00000					Precision Dialing Services, Inc.	DE	NIA	USHEALTH Career Agency, Inc.	Ownership	100.000	UnitedHealth Group Incorporated		
		.00000	65-0683927				Preferred Care Partners Holding, Corp.	FL	NIA	United HealthCare Services, Inc.	Ownership	100.000	UnitedHealth Group Incorporated		
		.00000	26-1845018				Preferred Care Partners Medical Group, Inc.	FL	NIA	Preferred Care Partners Holding, Corp.	Ownership	100.000	UnitedHealth Group Incorporated		
.0707	UnitedHealth Group Incorporated	.11176	65-0885893				Preferred Care Partners, Inc.	FL	IA	Preferred Care Partners Holding, Corp.	Ownership	100.000	UnitedHealth Group Incorporated		
		.00000	75-3265059				Premier Choice ACO, Inc.	CA	NIA	PrimeCare Medical Network, Inc.	Ownership	100.000	UnitedHealth Group Incorporated		
		.00000	72-1378216				Premier Surgery Center of Louisville, L.P.	TN	NIA	SCA Premier Surgery Center of Louisville, LLC	Ownership	51.000	UnitedHealth Group Incorporated		2
		.00000	33-0527335				Primary Care Associated Medical Group, Inc.	CA	NIA	Physician(s) owned	Influence	0.000	UnitedHealth Group Incorporated		4

16.17

STATEMENT AS OF SEPTEMBER 30, 2019 OF THE UnitedHealthcare of Wisconsin, Inc.

**SCHEDULE Y**  
**PART 1A - DETAIL OF INSURANCE HOLDING COMPANY SYSTEM**

1	2	3	4	5	6	7	8	9	10	11	12	13	14	15	16
Group Code	Group Name	NAIC Company Code	ID Number	Federal RSSD	CIK	Name of Securities Exchange if Publicly Traded (U.S. or International)	Names of Parent, Subsidiaries Or Affiliates	Domiciliary Location	Relationship to Reporting Entity	Directly Controlled by (Name of Entity/Person)	Type of Control (Ownership, Board, Management, Attorney-in-Fact, Influence, Other)	If Control is Ownership Provide Percentage	Ultimate Controlling Entity(ies)/Person(s)	Is an SCA Filing Required? (Y/N)	*
		.0000	30-0516440				Prime Community Care, Inc.	CA	NIA	Physician(s) owned	Influence	0.000	UnitedHealth Group Incorporated		.4
		.0000	88-0253112				Prime Health, Inc.	NV	NIA	Sierra Health Services, Inc.	Ownership	100.000	UnitedHealth Group Incorporated		
		.0000	33-0607478				PrimeCare Medical Network, Inc.	CA	IA	NAMM Holdings, Inc.	Ownership	100.000	UnitedHealth Group Incorporated		
		.0000	87-0757397				PrimeCare of Citrus Valley, Inc.	CA	NIA	PrimeCare Medical Network, Inc.	Ownership	80.000	UnitedHealth Group Incorporated		.2
		.0000	33-0674407				PrimeCare of Corona, Inc.	CA	NIA	PrimeCare Medical Network, Inc.	Ownership	100.000	UnitedHealth Group Incorporated		
		.0000	33-0674401				PrimeCare of Hemet Valley, Inc.	CA	NIA	PrimeCare Medical Network, Inc.	Ownership	100.000	UnitedHealth Group Incorporated		
		.0000	33-0674408				PrimeCare of Inland Valley, Inc.	CA	NIA	PrimeCare Medical Network, Inc.	Ownership	100.000	UnitedHealth Group Incorporated		
		.0000	33-0674402				PrimeCare of Moreno Valley, Inc.	CA	NIA	PrimeCare Medical Network, Inc.	Ownership	100.000	UnitedHealth Group Incorporated		
		.0000	33-0674400				PrimeCare of Redlands, Inc.	CA	NIA	PrimeCare Medical Network, Inc.	Ownership	100.000	UnitedHealth Group Incorporated		
		.0000	33-0674404				PrimeCare of Riverside, Inc.	CA	NIA	PrimeCare Medical Network, Inc.	Ownership	100.000	UnitedHealth Group Incorporated		
		.0000	14-1915328				PrimeCare of San Bernardino, Inc.	CA	NIA	PrimeCare Medical Network, Inc.	Ownership	100.000	UnitedHealth Group Incorporated		
		.0000	33-0698439				PrimeCare of Sun City, Inc.	CA	NIA	PrimeCare Medical Network, Inc.	Ownership	100.000	UnitedHealth Group Incorporated		
		.0000	33-0674409				PrimeCare of Temecula, Inc.	CA	NIA	PrimeCare Medical Network, Inc.	Ownership	100.000	UnitedHealth Group Incorporated		
		.0000	14-1873402				Procura Management, Inc.	DE	NIA	Healthcare Solutions, Inc.	Ownership	100.000	UnitedHealth Group Incorporated		
		.0000	27-4371197				Progressive Enterprises Holdings, Inc.	DE	NIA	OptumRx, Inc.	Ownership	100.000	UnitedHealth Group Incorporated		
		.0000	31-1192384				Progressive Medical, LLC	OH	NIA	PMI Acquisition, LLC	Ownership	100.000	UnitedHealth Group Incorporated		
		.0000	45-4469117				ProHEALTH Accountable Care Medical Group, PLLC			PROHEALTH CARE ASSOCIATES, L.L.P.	Influence	0.000	UnitedHealth Group Incorporated		.5
		.0000	11-3447394				ProHEALTH Ambulatory Surgery Center, Inc.	NY	NIA	Physician(s) owned	Influence	0.000	UnitedHealth Group Incorporated		.4
		.0000	11-3355604				ProHEALTH Care Associates LLP	NY	NIA	ProHEALTH Medical NY, P.C.	Influence	0.000	UnitedHealth Group Incorporated		.4
		.0000	32-0229091				ProHEALTH Fitness of Lake Success, LLC	NY	NIA	ProHEALTH Medical Management, LLC	Ownership	82.620	UnitedHealth Group Incorporated		.2
		.0000	47-1049961				ProHEALTH Medical Management, LLC	DE	NIA	Collaborative Care Holdings, LLC	Ownership	100.000	UnitedHealth Group Incorporated		
		.0000	45-5470737				ProHealth Physicians ACO, LLC	CT	NIA	ProHealth Physicians, Inc.	Ownership	100.000	UnitedHealth Group Incorporated		
		.0000	06-1446075				ProHealth Physicians, Inc.	CT	NIA	Polo Holcoo, LLC	Ownership	100.000	UnitedHealth Group Incorporated		
		.0000	06-1469068				ProHealth Physicians, P.C.	CT	NIA	Physician(s) owned	Influence	0.000	UnitedHealth Group Incorporated		.4
		.0000	32-0455430				ProHealth Proton Center Management, LLC	DE	NIA	ProHEALTH Medical Management, LLC	Ownership	100.000	UnitedHealth Group Incorporated		
		.0000	47-5661535				ProHEALTH Urgent Care Medicine of New Jersey LLP	NJ	NIA	Physician(s) owned	Influence	0.000	UnitedHealth Group Incorporated		.4
		.0000	46-1883579				ProHEALTH Urgent Care Medicine, PLLC	NY	NIA	PROHEALTH CARE ASSOCIATES, L.L.P.	Influence	0.000	UnitedHealth Group Incorporated		.5
		.0000					Promotora Country S.A.	COL	NIA	Banmedica S.A.	Ownership	50.000	UnitedHealth Group Incorporated		.3
		.0000	22-3493126				Pronounced Health Solutions, Inc.	DE	NIA	My Wellness Solutions, LLC	Ownership	100.000	UnitedHealth Group Incorporated		
		.0000	98-1444638				Prosemedic S.A.C.	PER	NIA	Pacifico S.A. Entidad Prestadora de Salud	Ownership	80.000	UnitedHealth Group Incorporated		.1
		.0000					Prospero Health, LLC	DE	NIA	Optum Growth Partners, LLC	Ownership	100.000	UnitedHealth Group Incorporated		
		.0000	82-3765555				Providence & SCA Off-Campus Holdings, LLC	DE	NIA	SCA-Portland, LLC	Influence	0.400	UnitedHealth Group Incorporated		.5
		.0000	82-3270499				Providence & SCA On-Campus Holdings, LLC	DE	NIA	SCA-Portland, LLC	Influence	0.200	UnitedHealth Group Incorporated		.5
		.0000	83-1591205				Providence & SCA Outreach Markets Holdings, LLC	DE	NIA	SCA-Portland, LLC	Influence	0.490	UnitedHealth Group Incorporated		.5
		.0000	90-0876656				PS Center, LLC	CA	NIA	Beach Surgical Holdings II LLC	Influence	100.000	UnitedHealth Group Incorporated		.5
		.0000	93-1068319				Pueblo-SCA Surgery Center, LLC	DE	NIA	SC Affiliates, LLC	Ownership	100.000	UnitedHealth Group Incorporated		
		.0000					Pulse Platform, LLC	DE	NIA	Rally Health, Inc.	Ownership	100.000	UnitedHealth Group Incorporated		
		.0000	46-3901920				Qol Acquisition Holdings Corp.	DE	NIA	Genoa Healthcare, Inc.	Ownership	100.000	UnitedHealth Group Incorporated		
		.0000	35-2493256				Rally Health, Inc.	DE	NIA	Optum Digital Health Holdings, LLC	Ownership	100.000	UnitedHealth Group Incorporated		
		.0000	80-0947972				Real Appeal, Inc.	DE	NIA	Rally Health, Inc.	Ownership	100.000	UnitedHealth Group Incorporated		
		.0000					Recaudación y Cobranzas Honodav Ltda.	CHL	NIA	Clínica Dávila y Servicios Médicos S.A.	Ownership	99.000	UnitedHealth Group Incorporated		
		.0000					Recaudación y Cobranzas Honodav Ltda.	CHL	NIA	Servicios Integrados de Salud Ltda.	Ownership	1.000	UnitedHealth Group Incorporated		
		.0000	94-3115625				Redlands Ambulatory Surgery Center	CA	NIA	Redlands-SCA Surgery Centers, Inc.	Ownership	54.000	UnitedHealth Group Incorporated		.2
		.0000					Redlands Family Practice Medical Group, Inc.								
		.0000	56-2627067							Physician(s) owned	Influence	0.000	UnitedHealth Group Incorporated		.4
		.0000	94-3115627				Redlands-SCA Surgery Centers, Inc.	CA	NIA	SC Affiliates, LLC	Ownership	100.000	UnitedHealth Group Incorporated		
		.0000	94-3323051				Redwood City Endoscopy Suite, LLC	CA	NIA	SCA Pacific Holdings, Inc.	Influence	0.500	UnitedHealth Group Incorporated		.5
		.0000	22-2912515				Reliant Medical Group, Inc.	MA	NIA	Reliant MSO, LLC	Influence	0.000	UnitedHealth Group Incorporated		.5
		.0000	82-3745100				Reliant MSO, LLC	DE	NIA	Collaborative Care Holdings, LLC	Ownership	100.000	UnitedHealth Group Incorporated		
		.0000	32-0543788				Renai Health Holdings, Inc.	DE	NIA	UnitedHealth Group Ventures, LLC	Ownership	100.000	UnitedHealth Group Incorporated		
		.0000	82-3161933				Renai Health IPA, LLC	DE	NIA	Renai Health Holdings, Inc.	Ownership	100.000	UnitedHealth Group Incorporated		

16.18

STATEMENT AS OF SEPTEMBER 30, 2019 OF THE UnitedHealthcare of Wisconsin, Inc.

**SCHEDULE Y**  
**PART 1A - DETAIL OF INSURANCE HOLDING COMPANY SYSTEM**

1	2	3	4	5	6	7	8	9	10	11	12	13	14	15	16
Group Code	Group Name	NAIC Company Code	ID Number	Federal RSSD	CIK	Name of Securities Exchange if Publicly Traded (U.S. or International)	Names of Parent, Subsidiaries Or Affiliates	Domiciliary Location	Relationship to Reporting Entity	Directly Controlled by (Name of Entity/Person)	Type of Control (Ownership, Board, Management, Attorney-in-Fact, Influence, Other)	If Control is Ownership Provide Percentage	Ultimate Controlling Entity(ies)/Person(s)	Is an SCA Filing Required? (Y/N)	*
		.0000	82-3130872				Renai Health Management, LLC	DE	NIA	Renai Health Holdings, Inc.	Ownership	100.000	UnitedHealth Group Incorporated		
		.0000	46-0758315				River Valley ASC, LLC	CT	NIA	SCA-River Valley, LLC	Ownership	55.360	UnitedHealth Group Incorporated		2
		.0000	20-3420379				Riverside Electronic Healthcare Resources, Inc.	CA	NIA	Riverside Community Healthplan Medical Group, Inc.	Influence	100.000	UnitedHealth Group Incorporated		5
		.0000	32-0500242				Riverside Medical Management, LLC	DE	NIA	ProHEALTH Medical Management, LLC	Ownership	100.000	UnitedHealth Group Incorporated		
		.0000	22-3624559				Riverside Pediatric Group, P.C.	NJ	NIA	Physician(s) owned	Influence	0.000	UnitedHealth Group Incorporated		4
		.0000	86-0857176				Robert B. McBeath, M.D. II, P.C.	NV	NIA	Physician(s) owned	Influence	0.000	UnitedHealth Group Incorporated		4
		.0000	46-2662506				Robert B. McBeath, M.D. III, P.C.	NV	NIA	Physician(s) owned	Influence	0.000	UnitedHealth Group Incorporated		4
.0707	UnitedHealth Group Incorporated	95482	84-0614905				Rocky Mountain Health Maintenance Organization, Incorporated	CO	IA	United HealthCare Services, Inc. Rocky Mountain Health Maintenance Organization, Incorporated	Ownership	100.000	UnitedHealth Group Incorporated		
		.0000	84-1224718				Rocky Mountain HealthCare Options, Inc.	CO	NIA	Rocky Mountain Health Maintenance Organization, Incorporated	Ownership	100.000	UnitedHealth Group Incorporated		
		.0000					Saden S.A.	CHL	NIA	Bamédica S.A.	Ownership	99.920	UnitedHealth Group Incorporated		
		.0000					Saden S.A.	CHL	NIA	Clínica Dávila y Servicios Médicos S.A.	Ownership	0.080	UnitedHealth Group Incorporated		
		.0000					Sahtu Medical Ltd	CAN	NIA	UnitedHealthcare Global Canada Limited	Ownership	100.000	UnitedHealth Group Incorporated		
		.0000	74-2462470				Salem Surgery Center, LLC	OR	NIA	Surgicare of Salem, LLC	Ownership	70.000	UnitedHealth Group Incorporated		2
		.0000	45-2219585				Salveo Specialty Pharmacy, Inc.	DE	NIA	OptumRx Administrative Services, LLC	Ownership	100.000	UnitedHealth Group Incorporated		
		.0000	77-0322251				San Diego Endoscopy Center	CA	NIA	Endoscopy Center Affiliates, Inc.	Influence	41.000	UnitedHealth Group Incorporated		5
		.0000	27-3787593				Sand Lake SurgiCenter, LLC	FL	NIA	SCA-Sand Lake, LLC	Ownership	51.450	UnitedHealth Group Incorporated		2
		.0000	91-2127820				Santa Cruz Endoscopy Center, LLC	CA	NIA	SCA Pacific Holdings, Inc.	Ownership	50.000	UnitedHealth Group Incorporated		2
		.0000					Santa Helena Assistência Médica S.A.	BRA	NIA	Elual Participações S.A. Amil Assistência Médica Internacional S.A.	Ownership	77.301	UnitedHealth Group Incorporated		2
		.0000					Santa Helena Assistência Médica S.A.	BRA	NIA	Amil Assistência Médica Internacional S.A.	Ownership	22.292	UnitedHealth Group Incorporated		2
		.0000					Santos Administração e Participações S.A.	BRA	NIA	Amil Assistência Médica Internacional S.A.	Ownership	100.000	UnitedHealth Group Incorporated		
		.0000	84-1754732				Sanvello Behavioral Health Services, P.A.	DE	NIA	Physician(s) owned	Influence	100.000	UnitedHealth Group Incorporated		4
		.0000	83-3057919				Sanvello Health Holdings, LLC	DE	NIA	UnitedHealth Group Ventures, LLC	Ownership	85.790	UnitedHealth Group Incorporated		2
		.0000	47-1920345				Sanvello Health Inc.	DE	NIA	Sanvello Health Holdings, LLC	Ownership	100.000	UnitedHealth Group Incorporated		
		.0000	27-4028885				Savvysherpa Administrative Services, LLC	MN	NIA	Savvysherpa, LLC	Ownership	100.000	UnitedHealth Group Incorporated		
		.0000					Savvysherpa Asia, Inc.	PHL	NIA	Savvysherpa, LLC	Ownership	99.986	UnitedHealth Group Incorporated		2
		.0000	41-1934238				Savvysherpa, LLC	DE	NIA	United HealthCare Services, Inc.	Ownership	100.000	UnitedHealth Group Incorporated		
		.0000	62-1149229				SC Affiliates, LLC	DE	NIA	Surgical Care Affiliates, LLC	Ownership	100.000	UnitedHealth Group Incorporated		
		.0000	47-5537316				SCA Athens, LLC	DE	NIA	SC Affiliates, LLC	Ownership	100.000	UnitedHealth Group Incorporated		
		.0000	47-5014406				SCA Austin Holdings, LLC	DE	NIA	SC Affiliates, LLC	Ownership	100.000	UnitedHealth Group Incorporated		
		.0000	45-4230864				SCA BOSC Holdings, LLC	DE	NIA	National Surgery Centers, LLC	Ownership	25.000	UnitedHealth Group Incorporated		
		.0000	45-4230864				SCA BOSC Holdings, LLC	DE	NIA	SC Affiliates, LLC	Ownership	25.000	UnitedHealth Group Incorporated		
		.0000	45-4230864				SCA BOSC Holdings, LLC	DE	NIA	SunSurgery, LLC	Ownership	25.000	UnitedHealth Group Incorporated		
		.0000	45-4230864				SCA BOSC Holdings, LLC	DE	NIA	Surgery Center Holding, LLC	Ownership	25.000	UnitedHealth Group Incorporated		
		.0000	47-2110605				SCA California Surgical Holdings, LLC	DE	NIA	National Surgery Centers, LLC	Ownership	100.000	UnitedHealth Group Incorporated		
		.0000	47-3916468				SCA Capital, LLC	DE	NIA	Surgical Care Affiliates, LLC	Ownership	100.000	UnitedHealth Group Incorporated		
		.0000	47-5030792				SCA Cedar Park Holdings, LLC	DE	NIA	SCA Austin Holdings, LLC	Ownership	100.000	UnitedHealth Group Incorporated		
		.0000	04-3170801				SCA Danbury Surgical Center, LLC	DE	NIA	SunSurgery, LLC	Ownership	63.010	UnitedHealth Group Incorporated		2
		.0000	62-1535981				SCA Development, LLC	DE	NIA	SC Affiliates, LLC	Ownership	100.000	UnitedHealth Group Incorporated		
		.0000	98-1372069				SCA eCode Solutions Private Limited	IND	NIA	eCode Solutions, LLC	Ownership	100.000	UnitedHealth Group Incorporated		
		.0000	98-1372069				SCA eCode Solutions Private Limited	IND	NIA	eCode Solutions, LLC	Ownership	99.990	UnitedHealth Group Incorporated		
		.0000	45-4230987				SCA EHSC Holdings, LLC	DE	NIA	National Surgery Centers, LLC	Ownership	25.000	UnitedHealth Group Incorporated		
		.0000	45-4230987				SCA EHSC Holdings, LLC	DE	NIA	SC Affiliates, LLC	Ownership	25.000	UnitedHealth Group Incorporated		
		.0000	45-4230987				SCA EHSC Holdings, LLC	DE	NIA	SunSurgery, LLC	Ownership	25.000	UnitedHealth Group Incorporated		
		.0000	45-4230987				SCA EHSC Holdings, LLC	DE	NIA	Surgery Center Holding, LLC	Ownership	25.000	UnitedHealth Group Incorporated		
		.0000	47-5512838				SCA EWASC Holdings, LLC	DE	NIA	National Surgery Centers, LLC	Ownership	25.000	UnitedHealth Group Incorporated		
		.0000	47-5512838				SCA EWASC Holdings, LLC	DE	NIA	SC Affiliates, LLC	Ownership	25.000	UnitedHealth Group Incorporated		
		.0000	47-5512838				SCA EWASC Holdings, LLC	DE	NIA	SunSurgery, LLC	Ownership	25.000	UnitedHealth Group Incorporated		
		.0000	47-5512838				SCA EWASC Holdings, LLC	DE	NIA	Surgery Center Holding, LLC	Ownership	25.000	UnitedHealth Group Incorporated		
		.0000	47-5064834				SCA Hays Holdings, LLC	DE	NIA	SCA Austin Holdings, LLC	Ownership	100.000	UnitedHealth Group Incorporated		

STATEMENT AS OF SEPTEMBER 30, 2019 OF THE UnitedHealthcare of Wisconsin, Inc.

**SCHEDULE Y**  
**PART 1A - DETAIL OF INSURANCE HOLDING COMPANY SYSTEM**

1	2	3	4	5	6	7	8	9	10	11	12	13	14	15	16
Group Code	Group Name	NAIC Company Code	ID Number	Federal RSSD	CIK	Name of Securities Exchange if Publicly Traded (U.S. or International)	Names of Parent, Subsidiaries Or Affiliates	Domiciliary Location	Relationship to Reporting Entity	Directly Controlled by (Name of Entity/Person)	Type of Control (Ownership, Board, Management, Attorney-in-Fact, Influence, Other)	If Control is Ownership Provide Percentage	Ultimate Controlling Entity(ies)/Person(s)	Is an SCA Filing Required? (Y/N)	*
		.00000					SCA Heartland Holdings, LLC	DE	NIA	SC Affiliates, LLC	Ownership	100.000	UnitedHealth Group Incorporated		
		.00000	36-4869243				SCA HoldCo, Inc.	DE	NIA	Collaborative Care Holdings, LLC	Ownership	100.000	UnitedHealth Group Incorporated		
		.00000	27-1664837				SCA Holding Company, Inc.	DE	NIA	SCA Surgery Holdings, LLC	Ownership	100.000	UnitedHealth Group Incorporated		
		.00000	47-1256943				SCA Holdings, Inc.	CA	NIA	National Surgery Centers, LLC	Ownership	100.000	UnitedHealth Group Incorporated		
		.00000	45-4240475				SCA IEC Holdings, LLC	DE	NIA	National Surgery Centers, LLC	Ownership	25.000	UnitedHealth Group Incorporated		
		.00000	45-4240475				SCA IEC Holdings, LLC	DE	NIA	SC Affiliates, LLC	Ownership	25.000	UnitedHealth Group Incorporated		
		.00000	45-4240475				SCA IEC Holdings, LLC	DE	NIA	SunSurgery, LLC	Ownership	25.000	UnitedHealth Group Incorporated		
		.00000	45-4240475				SCA IEC Holdings, LLC	DE	NIA	Surgery Center Holding, LLC	Ownership	25.000	UnitedHealth Group Incorporated		
		.00000	45-2684108				SCA Indiana Holdings, LLC	DE	NIA	National Surgery Centers, LLC	Ownership	25.000	UnitedHealth Group Incorporated		
		.00000	45-2684108				SCA Indiana Holdings, LLC	DE	NIA	SC Affiliates, LLC	Ownership	25.000	UnitedHealth Group Incorporated		
		.00000	45-2684108				SCA Indiana Holdings, LLC	DE	NIA	SunSurgery, LLC	Ownership	25.000	UnitedHealth Group Incorporated		
		.00000	45-2684108				SCA Indiana Holdings, LLC	DE	NIA	Surgery Center Holding, LLC	Ownership	25.000	UnitedHealth Group Incorporated		
		.00000	20-8116987				SCA Nashville ASC, LLC	TN	NIA	Nashville-SCA Surgery Centers, Inc.	Ownership	99.000	UnitedHealth Group Incorporated		
		.00000	20-8116987				SCA Nashville ASC, LLC	TN	NIA	SC Affiliates, LLC	Ownership	1.000	UnitedHealth Group Incorporated		
		.00000	62-1505276				SCA of Clarksville, Inc.	TN	NIA	Surgical Health, LLC	Ownership	100.000	UnitedHealth Group Incorporated		
		.00000	27-1707364				SCA Pacific Holdings, Inc.	CA	NIA	SC Affiliates, LLC	Ownership	100.000	UnitedHealth Group Incorporated		
		.00000	46-1686425				SCA Pennsylvania Holdings, LLC	DE	NIA	Surgery Center Holding, LLC	Ownership	100.000	UnitedHealth Group Incorporated		
		.00000	72-1386840				SCA Premier Surgery Center of Louisville, LLC	DE	NIA	SC Affiliates, LLC	Ownership	100.000	UnitedHealth Group Incorporated		
		.00000	81-5211225				SCA Rockledge JV, LLC	DE	NIA	SCA-Merritt, LLC	Ownership	97.000	UnitedHealth Group Incorporated		2
		.00000	45-4252645				SCA ROCS Holdings, LLC	DE	NIA	National Surgery Centers, LLC	Ownership	25.000	UnitedHealth Group Incorporated		
		.00000	45-4252645				SCA ROCS Holdings, LLC	DE	NIA	SC Affiliates, LLC	Ownership	25.000	UnitedHealth Group Incorporated		
		.00000	45-4252645				SCA ROCS Holdings, LLC	DE	NIA	SunSurgery, LLC	Ownership	25.000	UnitedHealth Group Incorporated		
		.00000	45-4252645				SCA ROCS Holdings, LLC	DE	NIA	Surgery Center Holding, LLC	Ownership	25.000	UnitedHealth Group Incorporated		
		.00000	47-4928368				SCA Southwestern PA, LLC	DE	NIA	SC Affiliates, LLC	Ownership	100.000	UnitedHealth Group Incorporated		
		.00000	47-3165040				SCA Specialists of Florida, LLC	DE	NIA	SCA Surgery Holdings, LLC	Ownership	100.000	UnitedHealth Group Incorporated		
		.00000	46-4898819				SCA SSC Holdings, LLC	DE	NIA	National Surgery Centers, LLC	Ownership	25.000	UnitedHealth Group Incorporated		
		.00000	46-4898819				SCA SSC Holdings, LLC	DE	NIA	SC Affiliates, LLC	Ownership	25.000	UnitedHealth Group Incorporated		
		.00000	46-4898819				SCA SSC Holdings, LLC	DE	NIA	SunSurgery, LLC	Ownership	25.000	UnitedHealth Group Incorporated		
		.00000	46-4898819				SCA SSC Holdings, LLC	DE	NIA	Surgery Center Holding, LLC	Ownership	25.000	UnitedHealth Group Incorporated		
		.00000	45-4266502				SCA SSSC Holdings, LLC	DE	NIA	National Surgery Centers, LLC	Ownership	25.000	UnitedHealth Group Incorporated		
		.00000	45-4266502				SCA SSSC Holdings, LLC	DE	NIA	SC Affiliates, LLC	Ownership	25.000	UnitedHealth Group Incorporated		
		.00000	45-4266502				SCA SSSC Holdings, LLC	DE	NIA	SunSurgery, LLC	Ownership	25.000	UnitedHealth Group Incorporated		
		.00000	45-4266502				SCA SSSC Holdings, LLC	DE	NIA	Surgery Center Holding, LLC	Ownership	25.000	UnitedHealth Group Incorporated		
		.00000	47-5038680				SCA Stonegate Holdings, LLC	DE	NIA	SCA Austin Holdings, LLC	Ownership	100.000	UnitedHealth Group Incorporated		
		.00000	63-1286887				SCA Surgery Center of Cullman, LLC	DE	NIA	SC Affiliates, LLC	Ownership	100.000	UnitedHealth Group Incorporated		
		.00000	26-2602268				SCA Surgery Holdings, LLC	DE	NIA	Surgical Care Affiliates, LLC	Ownership	100.000	UnitedHealth Group Incorporated		
		.00000	46-4774546				SCA Surgery Partners, LLC	DE	NIA	National Surgery Centers, LLC	Ownership	100.000	UnitedHealth Group Incorporated		
		.00000	75-2501088				SCA Surgicare of Laguna Hills, LLC	DE	NIA	Surgery Center Holding, LLC	Ownership	100.000	UnitedHealth Group Incorporated		
		.00000	27-2096767				SCA Teammate Support Network	AL	NIA	Surgical Care Affiliates, LLC	Ownership	100.000	UnitedHealth Group Incorporated		
		.00000	74-2555097				SCA-Albuquerque Surgery Properties, Inc.	NM	NIA	SC Affiliates, LLC	Ownership	100.000	UnitedHealth Group Incorporated		
		.00000	47-1807383				SCA-Alliance, LLC	DE	NIA	SCA Surgery Holdings, LLC	Ownership	100.000	UnitedHealth Group Incorporated		
		.00000	82-4763869				SCA-Anne Arundel, LLC	DE	NIA	SC Affiliates, LLC	Ownership	100.000	UnitedHealth Group Incorporated		
		.00000	83-2703057				SCA-Applecare Partners, LLC	DE	NIA	SCA-Downey, LLC	Ownership	100.000	UnitedHealth Group Incorporated		
		.00000	82-3857984				SCA-Bethesda, LLC	DE	NIA	SC Affiliates, LLC	Ownership	100.000	UnitedHealth Group Incorporated		
		.00000	62-1530120				SCA-Blue Ridge, LLC	DE	NIA	SC Affiliates, LLC	Ownership	100.000	UnitedHealth Group Incorporated		
		.00000	83-1094012				SCA-Bonita Springs, LLC	DE	NIA	SC Affiliates, LLC	Ownership	100.000	UnitedHealth Group Incorporated		
		.00000	82-1980137				SCA-Brandon, LLC	DE	NIA	SC Affiliates, LLC	Ownership	50.980	UnitedHealth Group Incorporated		2
		.00000	83-1094012				SCA-Castle Rock, LLC	DE	NIA	SC Affiliates, LLC	Ownership	100.000	UnitedHealth Group Incorporated		
		.00000	47-1535510				SCA-Central Florida, LLC	FL	NIA	SC Affiliates, LLC	Ownership	55.360	UnitedHealth Group Incorporated		2
		.00000	58-1709758				SCA-Charleston, LLC	DE	NIA	SCA Surgery Holdings, LLC	Ownership	100.000	UnitedHealth Group Incorporated		
		.00000	82-4511713				SCA-Chatam, LLC	DE	NIA	SC Affiliates, LLC	Ownership	100.000	UnitedHealth Group Incorporated		
		.00000	83-1093626				SCA-Cherry Creek, LLC	DE	NIA	SC Affiliates, LLC	Ownership	100.000	UnitedHealth Group Incorporated		
		.00000	81-3301058				SCA-Chevy Chase, LLC	DE	NIA	SC Affiliates, LLC	Ownership	100.000	UnitedHealth Group Incorporated		

16.20

STATEMENT AS OF SEPTEMBER 30, 2019 OF THE UnitedHealthcare of Wisconsin, Inc.

**SCHEDULE Y**  
**PART 1A - DETAIL OF INSURANCE HOLDING COMPANY SYSTEM**

1	2	3	4	5	6	7	8	9	10	11	12	13	14	15	16
Group Code	Group Name	NAIC Company Code	ID Number	Federal RSSD	CIK	Name of Securities Exchange if Publicly Traded (U.S. or International)	Names of Parent, Subsidiaries Or Affiliates	Domiciliary Location	Relationship to Reporting Entity	Directly Controlled by (Name of Entity/Person)	Type of Control (Ownership, Board, Management, Attorney-in-Fact, Influence, Other)	If Control is Ownership Provide Percentage	Ultimate Controlling Entity(ies)/Person(s)	Is an SCA Filing Required? (Y/N)	*
		.0000	62-1516306				SCA-Citrus, Inc.	TN	NIA	SC Affiliates, LLC	Ownership	100.000	UnitedHealth Group	Incorporated	
		.0000	93-1047471				SCA-Colorado Springs, LLC	DE	NIA	SC Affiliates, LLC	Ownership	100.000	UnitedHealth Group	Incorporated	
		.0000	83-1585952				SCA-Connecticut Partners, LLC	DE	NIA	SunSurgery, LLC	Ownership	100.000	UnitedHealth Group	Incorporated	
		.0000	47-4028383				SCA-Davenport, LLC	DE	NIA	SC Affiliates, LLC	Ownership	100.000	UnitedHealth Group	Incorporated	
		.0000	82-1470227				SCA-Derry, LLC	DE	NIA	SC Affiliates, LLC	Ownership	78.873	UnitedHealth Group	Incorporated	2
		.0000	81-3734814				SCA-Doral, LLC	DE	NIA	SC Affiliates, LLC	Ownership	100.000	UnitedHealth Group	Incorporated	
		.0000	83-3055579				SCA-Downey, LLC	DE	NIA	SC Affiliates, LLC	Ownership	100.000	UnitedHealth Group	Incorporated	
		.0000	83-1093886				SCA-DRY CREEK, LLC	DE	NIA	SC Affiliates, LLC	Ownership	100.000	UnitedHealth Group	Incorporated	
		.0000	83-1102015				SCA-DTC Holdings, LLC	DE	NIA	SC Affiliates, LLC	Ownership	100.000	UnitedHealth Group	Incorporated	
		.0000	81-1594261				SCA-Dublin, LLC	DE	NIA	SC Affiliates, LLC	Ownership	100.000	UnitedHealth Group	Incorporated	
		.0000	81-3301305				SCA-Encinitas, Inc.	DE	NIA	Surgical Health, LLC	Ownership	100.000	UnitedHealth Group	Incorporated	
		.0000	62-1541235				SCA-Eugene, Inc.	TN	NIA	SC Affiliates, LLC	Ownership	100.000	UnitedHealth Group	Incorporated	
		.0000	62-1551099				SCA-First Coast, LLC	DE	NIA	SC Affiliates, LLC	Ownership	100.000	UnitedHealth Group	Incorporated	
		.0000	93-1067967				SCA-Florence, LLC	DE	NIA	SC Affiliates, LLC	Ownership	100.000	UnitedHealth Group	Incorporated	
		.0000	62-1502719				SCA-Fort Collins, Inc.	CO	NIA	SC Affiliates, LLC	Ownership	100.000	UnitedHealth Group	Incorporated	
		.0000	47-3641516				SCA-Fort Walton, Inc.	TN	NIA	SC Affiliates, LLC	Ownership	100.000	UnitedHealth Group	Incorporated	
		.0000	81-2727879				SCA-Franklin, LLC	DE	NIA	SC Affiliates, LLC	Ownership	100.000	UnitedHealth Group	Incorporated	
		.0000	82-3535257				SCA-Frederick, LLC	DE	NIA	SC Affiliates, LLC	Ownership	100.000	UnitedHealth Group	Incorporated	
		.0000	62-1547690				SCA-Freeway Holdings, LLC	DE	NIA	SC Affiliates, LLC	Ownership	100.000	UnitedHealth Group	Incorporated	
		.0000	81-1956407				SCA-Ft. Myers, LLC	DE	NIA	SC Affiliates, LLC	Ownership	100.000	UnitedHealth Group	Incorporated	
		.0000	82-1438326				SCA-Gainesville, LLC	DE	NIA	SC Affiliates, LLC	Ownership	100.000	UnitedHealth Group	Incorporated	
		.0000	81-2376695				SCA-Gladiolus, LLC	DE	NIA	SC Affiliates, LLC	Ownership	100.000	UnitedHealth Group	Incorporated	
		.0000	47-3466283				SCA-GRANTS PASS, LLC	DE	NIA	SC Affiliates, LLC	Ownership	100.000	UnitedHealth Group	Incorporated	
		.0000	81-4605501				SCA-Grove Place, LLC	DE	NIA	SC Affiliates, LLC	Ownership	100.000	UnitedHealth Group	Incorporated	
		.0000	47-5229514				SCA-Hagerstown, LLC	DE	NIA	SC Affiliates, LLC	Ownership	100.000	UnitedHealth Group	Incorporated	
		.0000	62-1506650				SCA-Hamden, LLC	DE	NIA	SC Affiliates, LLC	Ownership	100.000	UnitedHealth Group	Incorporated	
		.0000	81-3445356				SCA-Hilton Head, LLC	DE	NIA	SC Affiliates, LLC	Ownership	100.000	UnitedHealth Group	Incorporated	
		.0000	81-4905342				SCA-Honolulu, LLC	DE	NIA	SC Affiliates, LLC	Ownership	100.000	UnitedHealth Group	Incorporated	
		.0000	81-1666861				SCA-Houston Executive, LLC	DE	NIA	SCA Pacific Holdings, Inc.	Ownership	100.000	UnitedHealth Group	Incorporated	
		.0000	47-3930052				SCAI Holdings, LLC	DE	NIA	SCA HoldCo, Inc.	Ownership	100.000	UnitedHealth Group	Incorporated	
		.0000	83-3090526				SCA-Illinois, LLC	DE	NIA	SCA Surgery Holdings, LLC	Ownership	100.000	UnitedHealth Group	Incorporated	
		.0000	83-3090526				SCA-IT Holdings, LLC	DE	NIA	SC Affiliates, LLC	Ownership	100.000	UnitedHealth Group	Incorporated	
		.0000	81-1102109				SCA-JPM Holdings, LLC	DE	NIA	SC Affiliates, LLC	Influence	1.000	UnitedHealth Group	Incorporated	5
		.0000	81-4292506				SCA-Kissing Camels Holdings, LLC	DE	NIA	SC Affiliates, LLC	Ownership	100.000	UnitedHealth Group	Incorporated	
		.0000	81-1367813				SCA-Kissling Camels Holdings, LLC	DE	NIA	SC Affiliates, LLC	Ownership	100.000	UnitedHealth Group	Incorporated	
		.0000	62-1184188				SCA-Kissing Camels Holdings, LLC	DE	NIA	SC Affiliates, LLC	Ownership	100.000	UnitedHealth Group	Incorporated	
		.0000	81-4616104				SCA-Kissling Camels Holdings, LLC	DE	NIA	SC Affiliates, LLC	Ownership	100.000	UnitedHealth Group	Incorporated	
		.0000	81-1771410				SCA-Kissling Camels Holdings, LLC	DE	NIA	SC Affiliates, LLC	Ownership	100.000	UnitedHealth Group	Incorporated	
		.0000	82-2455773				SCA-Kissling Camels Holdings, LLC	DE	NIA	SC Affiliates, LLC	Ownership	100.000	UnitedHealth Group	Incorporated	
		.0000	81-2976543				SCA-Kissling Camels Holdings, LLC	DE	NIA	SC Affiliates, LLC	Ownership	100.000	UnitedHealth Group	Incorporated	
		.0000	83-1093787				SCA-Kissling Camels Holdings, LLC	DE	NIA	SC Affiliates, LLC	Ownership	100.000	UnitedHealth Group	Incorporated	
		.0000	80-0070617				SCA-Kissling Camels Holdings, LLC	DE	NIA	SC Affiliates, LLC	Ownership	100.000	UnitedHealth Group	Incorporated	
		.0000	81-1320467				SCA-Kissling Camels Holdings, LLC	DE	NIA	SC Affiliates, LLC	Ownership	100.000	UnitedHealth Group	Incorporated	
		.0000	81-1065674				SCA-Kissling Camels Holdings, LLC	DE	NIA	SC Affiliates, LLC	Ownership	100.000	UnitedHealth Group	Incorporated	
		.0000	62-1506655				SCA-Kissling Camels Holdings, LLC	DE	NIA	SC Affiliates, LLC	Ownership	100.000	UnitedHealth Group	Incorporated	
		.0000	81-2850365				SCA-Kissling Camels Holdings, LLC	DE	NIA	SC Affiliates, LLC	Ownership	100.000	UnitedHealth Group	Incorporated	
		.0000	82-3002171				SCA-Kissling Camels Holdings, LLC	DE	NIA	SC Affiliates, LLC	Ownership	100.000	UnitedHealth Group	Incorporated	
		.0000	81-1347328				SCA-Kissling Camels Holdings, LLC	DE	NIA	SC Affiliates, LLC	Ownership	100.000	UnitedHealth Group	Incorporated	
		.0000	47-4418919				SCA-Kissling Camels Holdings, LLC	DE	NIA	SC Affiliates, LLC	Ownership	100.000	UnitedHealth Group	Incorporated	
		.0000	47-1760663				SCA-Kissling Camels Holdings, LLC	DE	NIA	SC Affiliates, LLC	Ownership	100.000	UnitedHealth Group	Incorporated	
		.0000					Scanner Centromed S.A.	CHL	NIA	Administradora Médica Centromed S.A.	Ownership	84.500	UnitedHealth Group	Incorporated	2

16.21

STATEMENT AS OF SEPTEMBER 30, 2019 OF THE UnitedHealthcare of Wisconsin, Inc.

**SCHEDULE Y**  
**PART 1A - DETAIL OF INSURANCE HOLDING COMPANY SYSTEM**

1	2	3	4	5	6	7	8	9	10	11	12	13	14	15	16
Group Code	Group Name	NAIC Company Code	ID Number	Federal RSSD	CIK	Name of Securities Exchange if Publicly Traded (U.S. or International)	Names of Parent, Subsidiaries Or Affiliates	Domiciliary Location	Relationship to Reporting Entity	Directly Controlled by (Name of Entity/Person)	Type of Control (Ownership, Board, Management, Attorney-in-Fact, Influence, Other)	If Control is Ownership Provide Percentage	Ultimate Controlling Entity(ies)/Person(s)	Is an SCA Filing Required? (Y/N)	*
		.0000	62-1589343				SCA-Northeast Georgia Health, LLC	TN	NIA	SCA-Gainesville, LLC	Ownership	50.100	UnitedHealth Group Incorporated		2
		.0000	81-3445510				SCA-Palm Beach MSO Holdings, LLC	DE	NIA	SunSurgery, LLC	Ownership	100.000	UnitedHealth Group Incorporated		
		.0000	82-3050836				SCA-Palm Beach, LLC	DE	NIA	SC Affiliates, LLC	Ownership	100.000	UnitedHealth Group Incorporated		
		.0000	62-1538850				SCA-Paoli, LLC	DE	NIA	SC Affiliates, LLC	Ownership	100.000	UnitedHealth Group Incorporated		
		.0000	47-2785908				SCA-Phoenix, LLC	DE	NIA	SC Affiliates, LLC	Ownership	100.000	UnitedHealth Group Incorporated		
		.0000	47-1620189				SCA-Pocono, LLC	DE	NIA	SC Affiliates, LLC	Ownership	100.000	UnitedHealth Group Incorporated		
		.0000	81-4139195				SCA-PORTLAND, LLC	DE	NIA	SC Affiliates, LLC	Ownership	100.000	UnitedHealth Group Incorporated		
		.0000					SCA-Practice Partners Holdings, LLC	DE	NIA	SC Affiliates, LLC	Ownership	100.000	UnitedHealth Group Incorporated		
		.0000	81-4304317				SCA-River Valley, LLC	DE	NIA	SC Affiliates, LLC	Ownership	100.000	UnitedHealth Group Incorporated		
		.0000	83-2111732				SCA-Riverside Partners, LLC	DE	NIA	SCA-Riverside, LLC	Ownership	51.000	UnitedHealth Group Incorporated		2
		.0000	83-2721919				SCA-Riverside, LLC	DE	NIA	SC Affiliates, LLC	Ownership	100.000	UnitedHealth Group Incorporated		
		.0000	47-1647512				SCA-Rockville, LLC	DE	NIA	SC Affiliates, LLC	Ownership	100.000	UnitedHealth Group Incorporated		
		.0000	81-2963561				SCA-San Diego, Inc.	DE	NIA	Surgical Health, LLC	Ownership	100.000	UnitedHealth Group Incorporated		
		.0000	94-3138088				SCA-San Luis Obispo, LLC	DE	NIA	SC Affiliates, LLC	Ownership	100.000	UnitedHealth Group Incorporated		
		.0000	47-1685878				SCA-Sand Lake, LLC	FL	NIA	SC Affiliates, LLC	Ownership	83.480	UnitedHealth Group Incorporated		2
		.0000	88-0185362				SCA-Santa Rosa, Inc.	NV	NIA	SC Affiliates, LLC	Ownership	100.000	UnitedHealth Group Incorporated		
		.0000	62-1179532				SCA-Shelby Development Corp.	TN	NIA	SC Affiliates, LLC	Ownership	100.000	UnitedHealth Group Incorporated		
		.0000	81-3300613				SCA-Somerset, LLC	DE	NIA	SCA Surgery Holdings, LLC	Ownership	100.000	UnitedHealth Group Incorporated		
		.0000	22-3117714				SCA-South Jersey, LLC	DE	NIA	SC Affiliates, LLC	Ownership	100.000	UnitedHealth Group Incorporated		
		.0000	47-2676325				SCA-Sparta, LLC	DE	NIA	SC Affiliates, LLC	Ownership	100.000	UnitedHealth Group Incorporated		
		.0000	82-4499088				SCA-Spartanburg Holdings, LLC	DE	NIA	SC Affiliates, LLC	Ownership	100.000	UnitedHealth Group Incorporated		
		.0000	47-4106989				SCA-St. Louis, LLC	DE	NIA	Surgical Health, LLC	Ownership	100.000	UnitedHealth Group Incorporated		
		.0000	82-3270591				SCA-St. Lucie, LLC	DE	NIA	SC Affiliates, LLC	Ownership	100.000	UnitedHealth Group Incorporated		
		.0000	81-4371453				SCA-SurgiCare, LLC	DE	NIA	SC Affiliates, LLC	Ownership	100.000	UnitedHealth Group Incorporated		
		.0000	81-2455241				SCA-Swiftpath, LLC	DE	NIA	SC Affiliates, LLC	Ownership	100.000	UnitedHealth Group Incorporated		
		.0000	82-1987225				SCA-VERTA, LLC	DE	NIA	SC Affiliates, LLC	Ownership	100.000	UnitedHealth Group Incorporated		
		.0000	82-2294882				SCA-Wake Forest, LLC	DE	NIA	SC Affiliates, LLC	Ownership	100.000	UnitedHealth Group Incorporated		
		.0000	82-1449412				SCA-Western Connecticut, LLC	DE	NIA	SC Affiliates, LLC	Ownership	67.000	UnitedHealth Group Incorporated		2
		.0000	82-3689825				SCA-Westover Hills, LLC	DE	NIA	SC Affiliates, LLC	Ownership	100.000	UnitedHealth Group Incorporated		
		.0000					SCA-Wilmington, LLC	DE	NIA	SC Affiliates, LLC	Ownership	100.000	UnitedHealth Group Incorporated		
		.0000	47-2890788				SCA-Wilson, LLC	DE	NIA	SCA Surgery Holdings, LLC	Ownership	100.000	UnitedHealth Group Incorporated		
		.0000	81-1159878				SCA-Winchester, LLC	DE	NIA	SC Affiliates, LLC	Ownership	100.000	UnitedHealth Group Incorporated		
		.0000	62-1525777				SCA-Winter Park, Inc.	TN	NIA	SC Affiliates, LLC	Ownership	100.000	UnitedHealth Group Incorporated		
		.0000	82-3528300				SCA-Woodlands Holdings, LLC	DE	NIA	SC Affiliates, LLC	Ownership	100.000	UnitedHealth Group Incorporated		
		.0000	27-2635371				SCP Specialty Infusion, LLC	DE	NIA	BriovaRx Infusion Services, Inc.	Ownership	100.000	UnitedHealth Group Incorporated		
		.0000	45-3629080				Script Relief LLC	DE	NIA	OptumRx PBM of Illinois, Inc.	Ownership	58.000	UnitedHealth Group Incorporated		
		.0000	45-3629080				Script Relief LLC	DE	NIA	OptumRx Health Solutions, LLC	Ownership	42.000	UnitedHealth Group Incorporated		
		.0000	98-1097822				ScriptSwitch Limited	GBR	NIA	Optum UK Solutions Group Limited	Ownership	100.000	UnitedHealth Group Incorporated		
		.0000	98-1202716				Seisa Serviços Integrados de Saúde Ltda.	BRA	NIA	Amil Assistência Médica Internacional S.A.	Ownership	100.000	UnitedHealth Group Incorporated		
		.0000	98-1202716				Seisa Serviços Integrados de Saúde Ltda.	BRA	NIA	Cemed Care – Empresa de Atendimento Clínico Geral Ltda.	Ownership	0.000	UnitedHealth Group Incorporated		
		.0000	42-1709357				Senate Street Surgery Center, LLC	IN	NIA	SCA SSSC Holdings, LLC	Ownership	50.720	UnitedHealth Group Incorporated		2
		.0000	27-1533951				Senior Benefits, L.L.C.	AZ	NIA	USHEALTH Career Agency, Inc.	Ownership	100.000	UnitedHealth Group Incorporated		
		.0000					Serquinox Holdings LLC	DE	NIA	BriovaRx Infusion Services, Inc.	Ownership	100.000	UnitedHealth Group Incorporated		
		.0000					Servicios de Entrenamiento en Competencias Clínicas Ltda.	CHL	NIA	Clínica Santa María S.A.	Ownership	99.900	UnitedHealth Group Incorporated		
		.0000					Servicios de Entrenamiento en Competencias Clínicas Ltda.	CHL	NIA	Sociedad de Inversiones Santa María S.A.	Ownership	0.100	UnitedHealth Group Incorporated		
		.0000					Servicios Integrados de Salud Ltda.	CHL	NIA	Clínica Dávila y Servicios Médicos S.A.	Ownership	99.900	UnitedHealth Group Incorporated		
		.0000					Servicios Integrados de Salud Ltda.	CHL	NIA	Clínica Santa María S.A.	Ownership	0.100	UnitedHealth Group Incorporated		
		.0000					Servicios Médicos Amed Quilpué S.A.	CHL	NIA	Centromed Quilpué S.A.	Ownership	99.900	UnitedHealth Group Incorporated		
		.0000					Servicios Médicos Amed Quilpué S.A.	CHL	NIA	Laboratorios Médicos Amed Quilpué S.A.	Ownership	0.100	UnitedHealth Group Incorporated		
		.0000					Servicios Médicos Bío Bío Limitada	CHL	NIA	Clínica Bío Bío S.A.	Ownership	99.000	UnitedHealth Group Incorporated		

16.22

STATEMENT AS OF SEPTEMBER 30, 2019 OF THE UnitedHealthcare of Wisconsin, Inc.

**SCHEDULE Y**  
**PART 1A - DETAIL OF INSURANCE HOLDING COMPANY SYSTEM**

1	2	3	4	5	6	7	8	9	10	11	12	13	14	15	16
Group Code	Group Name	NAIC Company Code	ID Number	Federal RSSD	CIK	Name of Securities Exchange if Publicly Traded (U.S. or International)	Names of Parent, Subsidiaries Or Affiliates	Domiciliary Location	Relationship to Reporting Entity	Directly Controlled by (Name of Entity/Person)	Type of Control (Ownership, Board, Management, Attorney-in-Fact, Influence, Other)	If Control is Ownership Provide Percentage	Ultimate Controlling Entity(ies)/Person(s)	Is an SCA Filing Required? (Y/N)	*
		.0000					Servicios Médicos Bio Bio Limitada	.CHL	NIA	Saden S.A.	Ownership	1.000	UnitedHealth Group Incorporated		
		.0000					Servicios Médicos Ciudad del Mar Ltda.	.CHL	NIA	Clínica Ciudad del Mar S.A.	Ownership	99.000	UnitedHealth Group Incorporated		
		.0000					Servicios Médicos Ciudad del Mar Ltda.	.CHL	NIA	Saden S.A.	Ownership	1.000	UnitedHealth Group Incorporated		
		.0000					Servicios Médicos Santa María Limitada	.CHL	NIA	Sociedad de Inversiones Santa María S.A.	Ownership	99.176	UnitedHealth Group Incorporated		
		.0000					Servicios Médicos Santa María Limitada	.CHL	NIA	Clínica Santa María S.A.	Ownership	0.824	UnitedHealth Group Incorporated		
		.0000					Servicios Médicos Vespucio Ltda.	.CHL	NIA	Clínica Vespucio S.A.	Ownership	99.000	UnitedHealth Group Incorporated		
		.0000					Servicios Médicos Vespucio Ltda.	.CHL	NIA	Saden S.A.	Ownership	1.000	UnitedHealth Group Incorporated		
		.0000	45-4233576				SharedClarity LLC	.DE	NIA	United HealthCare Services, Inc.	Ownership	100.000	UnitedHealth Group Incorporated		
		.0000	58-1978974				SHC Atlanta, LLC	.DE	NIA	Surgical Health, LLC	Ownership	100.000	UnitedHealth Group Incorporated		
		.0000	58-2013443				SHC Austin, Inc.	.GA	NIA	Surgical Health, LLC	Ownership	100.000	UnitedHealth Group Incorporated		
		.0000	58-2062812				SHC Hawthorn, Inc.	.GA	NIA	Surgical Health, LLC	Ownership	100.000	UnitedHealth Group Incorporated		
		.0000	58-2101924				SHC Melbourne, Inc.	.GA	NIA	Surgical Health, LLC	Ownership	100.000	UnitedHealth Group Incorporated		
		.0000	62-1223273				Shelby Surgery Properties, Inc.	.TN	NIA	SC Affiliates, LLC	Ownership	100.000	UnitedHealth Group Incorporated		
.0707	UnitedHealth Group Incorporated	.71420	94-0734860				Sierra Health and Life Insurance Company, Inc.	.NV	.IA	Sierra Health Services, Inc.	Ownership	100.000	UnitedHealth Group Incorporated		
		.0000	88-0200415				Sierra Health Services, Inc.	.NV	NIA	UnitedHealthcare, Inc.	Ownership	100.000	UnitedHealth Group Incorporated		
		.0000	88-0254322				Sierra Health-Care Options, Inc.	.NV	NIA	Sierra Health Services, Inc.	Ownership	100.000	UnitedHealth Group Incorporated		
		.0000	88-0385705				Sierra Home Medical Products, Inc.	.NV	NIA	Sierra Health Services, Inc.	Ownership	100.000	UnitedHealth Group Incorporated		
		.0000	88-0264562				Sierra Nevada Administrators, Inc.	.NV	NIA	Sierra Health Services, Inc.	Ownership	100.000	UnitedHealth Group Incorporated		
		.0000					Sistema de Administración Hospitalaria S.A.C.	.PER	NIA	Pacifico S.A. Entidad Prestadora de Salud	Ownership	99.870	UnitedHealth Group Incorporated		.1
		.0000					Small Business Insurance Advisors, Inc.	.TX	NIA	USHEALTH Group, Inc.	Influence	100.000	UnitedHealth Group Incorporated		.5
		.0000					Sobam – Centro Médico Hospitalar S.A.	.BRA	.IA	Santa Helena Assistência Médica S.A.	Ownership	98.080	UnitedHealth Group Incorporated		.2
		.0000					Sobam – Centro Médico Hospitalar S.A.	.BRA	.IA	CMO – Centro Médico de Oftalmologia S/S Ltda.	Ownership	1.910	UnitedHealth Group Incorporated		.2
		.0000	98-1453235				Sociedad de Inversiones Santa María S.A.	.CHL	NIA	Clínica Santa María S.A.	Ownership	99.743	UnitedHealth Group Incorporated		
		.0000	98-1453235				Sociedad de Inversiones Santa María S.A.	.CHL	NIA	Clínica Dávila y Servicios Médicos S.A.	Ownership	0.257	UnitedHealth Group Incorporated		
		.0000	98-1462570				Sociedad Editorial para la Ciencia Limitada.	.COL	NIA	Banmédica S.A.	Ownership	76.290	UnitedHealth Group Incorporated		.2
		.0000	20-8433398				Somerset Outpatient Surgery, L.L.C.	.NJ	NIA	SCA-Somerset, LLC	Ownership	59.520	UnitedHealth Group Incorporated		.2
		.0000					Southern California Medical Practice Concepts, LLC	.CA	NIA	Riverside Electronic Healthcare Resources, Inc.	Ownership	100.000	UnitedHealth Group Incorporated		
		.0000	30-0743767				Southwest Medical Associates, Inc.	.NV	NIA	Sierra Health Services, Inc.	Ownership	100.000	UnitedHealth Group Incorporated		
		.0000	88-0201420				Southwest Michigan Health Network Inc.	.MI	NIA	UnitedHealthcare, Inc.	Ownership	100.000	UnitedHealth Group Incorporated		
		.0000	38-2609888				Southwest Michigan Health Network Inc.	.MI	NIA	UnitedHealthcare, Inc.	Ownership	100.000	UnitedHealth Group Incorporated		
		.0000	36-4369359				Space Coast Surgical Center, LLC	.IL	NIA	SCA-Mokena, LLC	Ownership	54.300	UnitedHealth Group Incorporated		.2
		.0000	75-2516426				Space Coast Surgical Center, Ltd.	.FL	NIA	SCA Rockledge JV, LLC	Ownership	52.190	UnitedHealth Group Incorporated		.2
		.0000	57-0953005				Spartanburg Surgery Center, LLC	.SC	NIA	SCA-Spartanburg Holdings, LLC	Influence	10.700	UnitedHealth Group Incorporated		.5
		.0000	55-0790742				Specialists in Urology Surgery Center, LLC	.FL	NIA	SCA Specialists of Florida, LLC	Ownership	100.000	UnitedHealth Group Incorporated		
		.0000	25-1868213				Specialized Pharmaceuticals, Inc.	.PA	NIA	QoL Acquisition Holdings Corp.	Ownership	100.000	UnitedHealth Group Incorporated		
		.0000	41-1921983				Specialty Benefits, LLC	.DE	NIA	United HealthCare Services, Inc.	Ownership	100.000	UnitedHealth Group Incorporated		
		.0000	20-3412545				Specialty Surgical Center, LLC	.NJ	NIA	SCA-Sparta, LLC	Ownership	51.000	UnitedHealth Group Incorporated		.2
		.0000	71-0886811				Spectera of New York, IPA, Inc.	.NY	NIA	Spectera, Inc.	Ownership	100.000	UnitedHealth Group Incorporated		
		.0000	52-1260282				Spectera, Inc.	.MD	NIA	Specialty Benefits, LLC	Ownership	100.000	UnitedHealth Group Incorporated		
		.0000	81-1387232				SPINETRACK 20/20, Inc.	.CA	NIA	SCA-ND VBP, Inc.	Ownership	100.000	UnitedHealth Group Incorporated		
		.0000	46-5587702				Spotlite, Inc.	.DE	NIA	Rally Health, Inc.	Ownership	100.000	UnitedHealth Group Incorporated		
		.0000	62-1770924				SRPS, LLC	.DE	NIA	Progressive Enterprises Holdings, Inc.	Ownership	100.000	UnitedHealth Group Incorporated		
		.0000	75-2201400				St. Cloud Outpatient Surgery, Ltd., a Minnesota Limited Partnership	.MN	NIA	St. Cloud Surgical Center, LLC	Influence	23.383	UnitedHealth Group Incorporated		.5
		.0000	41-1348916				St. Cloud Surgical Center, LLC	.DE	NIA	Surgery Center Holding, LLC	Ownership	100.000	UnitedHealth Group Incorporated		
		.0000	20-1211544				Stonegate Surgery Center, L.P.	.TX	NIA	SCA Stonegate Holdings, LLC	Ownership	58.670	UnitedHealth Group Incorporated		.2
		.0000	27-2944223				Streamlines Health, LLC	.MN	NIA	Savvysherpa, LLC	Ownership	100.000	UnitedHealth Group Incorporated		
		.0000	06-1082848				SunSurgery, LLC	.DE	NIA	Surgical Care Affiliates, LLC	Ownership	100.000	UnitedHealth Group Incorporated		
.0707	UnitedHealth Group Incorporated	.96644	82-5164277				Surgery Center at Cherry Creek, LLC	.CO	NIA	SCA-Denver Physicians Holdings, LLC	Influence	1.000	UnitedHealth Group Incorporated		.5
		.0000	82-5207693				Surgery Center at Kissing Camels, LLC	.CO	NIA	SCA-Kissing Camels Holdings, LLC	Ownership	55.000	UnitedHealth Group Incorporated		.2

16.23

STATEMENT AS OF SEPTEMBER 30, 2019 OF THE UnitedHealthcare of Wisconsin, Inc.

**SCHEDULE Y**  
**PART 1A - DETAIL OF INSURANCE HOLDING COMPANY SYSTEM**

1	2	3	4	5	6	7	8	9	10	11	12	13	14	15	16
Group Code	Group Name	NAIC Company Code	ID Number	Federal RSSD	CIK	Name of Securities Exchange if Publicly Traded (U.S. or International)	Names of Parent, Subsidiaries Or Affiliates	Domiciliary Location	Relationship to Reporting Entity	Directly Controlled by (Name of Entity/Person)	Type of Control (Ownership, Board, Management, Attorney-in-Fact, Influence, Other)	If Control is Ownership Provide Percentage	Ultimate Controlling Entity(ies)/Person(s)	Is an SCA Filing Required? (Y/N)	*
		.0000	81-3129674				Surgery Center at St. Vincent, LLC	OR	NIA	Providence & SCA On-Campus Holdings, LLC	Influence	0.577	UnitedHealth Group Incorporated		5
		.0000	62-1739361				Surgery Center Holding, LLC	DE	NIA	Surgical Care Affiliates, LLC	Ownership	100.000	UnitedHealth Group Incorporated		
		.0000	62-1509341				Surgery Center of Boca Raton, Inc.	FL	NIA	Surgical Health, LLC	Ownership	100.000	UnitedHealth Group Incorporated		
		.0000	62-1506370				Surgery Center of Clarksville, L.P.	TN	NIA	Surgical Health, LLC	Ownership	99.900	UnitedHealth Group Incorporated		2
		.0000	63-1214140				Surgery Center of Colorado Springs, LLC	DE	NIA	SC Affiliates, LLC	Ownership	100.000	UnitedHealth Group Incorporated		
		.0000	42-1166764				Surgery Center of Des Moines, LLC	DE	NIA	Surgery Center Holding, LLC	Ownership	100.000	UnitedHealth Group Incorporated		
		.0000	72-1349752				Surgery Center of Easton, LLC	DE	NIA	SC Affiliates, LLC	Ownership	100.000	UnitedHealth Group Incorporated		
		.0000	63-1212213				Surgery Center of Ellicott City, Inc.	DE	NIA	SC Affiliates, LLC	Ownership	100.000	UnitedHealth Group Incorporated		
		.0000	20-1733152				Surgery Center of Fairfield County, LLC	DE	NIA	SunSurgery, LLC	Influence	43.204	UnitedHealth Group Incorporated		5
		.0000	62-1179539				Surgery Center of Lexington, LLC	DE	NIA	SC Affiliates, LLC	Influence	0.490	UnitedHealth Group Incorporated		5
		.0000	62-1179537				Surgery Center of Louisville, LLC	DE	NIA	SC Affiliates, LLC	Ownership	100.000	UnitedHealth Group Incorporated		
		.0000	63-1231944				Surgery Center of Maui, LLC	DE	NIA	SC Affiliates, LLC	Ownership	100.000	UnitedHealth Group Incorporated		
		.0000	63-1194204				Surgery Center of Muskogee, LLC	DE	NIA	SC Affiliates, LLC	Ownership	100.000	UnitedHealth Group Incorporated		
		.0000	11-3701564				Surgery Center of Rockville, L.L.C.	MD	NIA	SCA-Rockville, LLC	Ownership	59.000	UnitedHealth Group Incorporated		2
		.0000	63-1212214				Surgery Center of Southern Pines, LLC	DE	NIA	Surgery Center Holding, LLC	Ownership	100.000	UnitedHealth Group Incorporated		
		.0000	63-1178497				Surgery Center of Spokane, LLC	DE	NIA	SC Affiliates, LLC	Ownership	100.000	UnitedHealth Group Incorporated		
		.0000	63-1184216				Surgery Center of Summerlin, LLC	DE	NIA	SC Affiliates, LLC	Ownership	100.000	UnitedHealth Group Incorporated		
		.0000	82-3448050				Surgery Center of The Woodlands, LLC	TX	NIA	SCA-Woodlands Holdings, LLC	Ownership	55.790	UnitedHealth Group Incorporated		2
		.0000	62-1491963				Surgery Center of Vero Beach, Inc.	TN	NIA	Surgical Health, LLC	Ownership	100.000	UnitedHealth Group Incorporated		
		.0000					Surgery Center of Wilmington Properties, LLC	NC	NIA	Surgery Center of Wilmington, LLC	Ownership	100.000	UnitedHealth Group Incorporated		
		.0000					Surgery Center of Wilmington, LLC	NC	NIA	SCA-Wilmington, LLC	Ownership	100.000	UnitedHealth Group Incorporated		
		.0000	36-3562598				Surgery Centers of Des Moines, Ltd., an Iowa Limited Partnership	IA	NIA	Surgery Center Holding, LLC	Ownership	67.950	UnitedHealth Group Incorporated		2
		.0000	68-0282268				Surgery Centers-West Holdings, LLC	DE	NIA	Surgical Care Affiliates, LLC	Ownership	100.000	UnitedHealth Group Incorporated		
		.0000	33-1187498				Surgical Care Affiliates Political Action Committee	AL	NIA	Surgical Care Affiliates, LLC	Ownership	100.000	UnitedHealth Group Incorporated		
		.0000	20-8922307				Surgical Care Affiliates, LLC	DE	NIA	SCA1 Holdings, LLC	Ownership	100.000	UnitedHealth Group Incorporated		
		.0000	46-2971080				Surgical Care Partners of Melbourne, LLC	DE	NIA	SHC Melbourne, Inc.	Ownership	72.750	UnitedHealth Group Incorporated		2
		.0000	75-1925497				Surgical Caregivers of Fort Worth, LLC	TX	NIA	THR-SCA Holdings, LLC	Influence	56.423	UnitedHealth Group Incorporated		5
		.0000	63-1251243				Surgical Center of Greensboro, LLC	NC	NIA	NSC Greensboro, LLC	Influence	35.720	UnitedHealth Group Incorporated		5
		.0000	22-2709324				Surgical Center of South Jersey, Limited Partnership	NJ	NIA	SCA-South Jersey, LLC	Ownership	61.853	UnitedHealth Group Incorporated		2
		.0000	63-1138507				Surgical Center of Tuscaloosa Holdings, LLC	AL	NIA	Surgical Care Affiliates, LLC	Ownership	100.000	UnitedHealth Group Incorporated		
		.0000	65-1321064				Surgical Eye Experts, LLC	MA	NIA	Physician(s) owned	Influence	0.000	UnitedHealth Group Incorporated		4
		.0000	58-1997354				Surgical Health of Orlando, LLC	FL	NIA	Surgical Health, LLC	Ownership	81.760	UnitedHealth Group Incorporated		2
		.0000	58-1941168				Surgical Health, LLC	DE	NIA	Surgical Care Affiliates, LLC	Ownership	100.000	UnitedHealth Group Incorporated		
		.0000	27-0168681				Surgical Hospital Holdings of Oklahoma, LLC	DE	NIA	SCA Surgery Holdings, LLC	Ownership	100.000	UnitedHealth Group Incorporated		
		.0000	75-2157730				Surgicare of Belleville, LLC	DE	NIA	Surgery Center Holding, LLC	Ownership	100.000	UnitedHealth Group Incorporated		
		.0000	64-0629000				Surgicare of Jackson, LLC	DE	NIA	Surgery Center Holding, LLC	Ownership	100.000	UnitedHealth Group Incorporated		
		.0000					Surgicare of Jackson, Ltd., a Mississippi Limited Partnership	MS	NIA	Surgicare of Jackson, LLC	Influence	40.000	UnitedHealth Group Incorporated		5
		.0000	75-2162993				Surgicare of Joliet, Inc.	IL	NIA	Surgery Center Holding, LLC	Ownership	100.000	UnitedHealth Group Incorporated		
		.0000	75-2287141				Surgicare of La Veta, Inc.	CA	NIA	Surgery Centers-West Holdings, LLC	Ownership	100.000	UnitedHealth Group Incorporated		
		.0000	75-2501191				Surgicare of La Veta, Ltd., a California Limited Partnership	CA	NIA	Beach Surgical Holdings III, LLC	Influence	0.283	UnitedHealth Group Incorporated		5
		.0000	75-2507129				Surgicare of Minneapolis, LLC	DE	NIA	Surgery Center Holding, LLC	Ownership	100.000	UnitedHealth Group Incorporated		
		.0000	41-1437636				Surgicare of Minneapolis, Ltd., a Minnesota Limited Partnership	MN	NIA	Surgicare of Minneapolis, LLC	Influence	20.000	UnitedHealth Group Incorporated		5
		.0000	41-1624905				Surgicare of Mobile, LLC	DE	NIA	Surgery Center Holding, LLC	Ownership	100.000	UnitedHealth Group Incorporated		
		.0000	75-2459713				Surgicare of Mobile, Ltd.	AL	NIA	Surgicare of Mobile, LLC	Influence	20.000	UnitedHealth Group Incorporated		5
		.0000	75-2459715				Surgicare of Oceanside, Inc.	CA	NIA	Surgery Center Holding, LLC	Ownership	100.000	UnitedHealth Group Incorporated		
		.0000	75-2448926				Surgicare of Owensboro, LLC	DE	NIA	Surgery Center Holding, LLC	Ownership	100.000	UnitedHealth Group Incorporated		
		.0000	75-2184730				Surgicare of Salem, LLC	DE	NIA	Surgery Center Holding, LLC	Ownership	100.000	UnitedHealth Group Incorporated		
		.0000	75-2200171					DE	NIA		Ownership	100.000	UnitedHealth Group Incorporated		

16:24



STATEMENT AS OF SEPTEMBER 30, 2019 OF THE UnitedHealthcare of Wisconsin, Inc.

**SCHEDULE Y**  
**PART 1A - DETAIL OF INSURANCE HOLDING COMPANY SYSTEM**

1	2	3	4	5	6	7	8	9	10	11	12	13	14	15	16
Group Code	Group Name	NAIC Company Code	ID Number	Federal RSSD	CIK	Name of Securities Exchange if Publicly Traded (U.S. or International)	Names of Parent, Subsidiaries Or Affiliates	Domiciliary Location	Relationship to Reporting Entity	Directly Controlled by (Name of Entity/Person)	Type of Control (Ownership, Board, Management, Attorney-in-Fact, Influence, Other)	If Control is Ownership Provide Percentage	Ultimate Controlling Entity(ies)/Person(s)	Is an SCA Filing Required? (Y/N)	*
		.00000	35-1975122				Surgicare, LLC	IN	NIA	SCA-SurgiCare, LLC	Ownership	53.680	UnitedHealth Group Incorporated		2
		.00000	82-3717201				SurgiCenter of San Antonio at Westover Hills, LLC	TX	NIA	SCA-Westover Hills, LLC	Influence	45.360	UnitedHealth Group Incorporated		5
		.00000	95-3329855				Surgicenters of Southern California, Inc.	CA	NIA	Surgery Center Holding, LLC	Ownership	100.000	UnitedHealth Group Incorporated		
		.00000	46-1536748				Symphonix Health Holdings, LLC	DE	NIA	United HealthCare Services, Inc.	Ownership	100.000	UnitedHealth Group Incorporated		
.0707	UnitedHealth Group Incorporated	84549	38-2044243				Symphonix Health Insurance, Inc.	IL	IA	Symphonix Health Holdings, LLC	Ownership	100.000	UnitedHealth Group Incorporated		
		.00000	98-1260384				Taidene Medical Ltd.	CAN	NIA	UnitedHealthcare Global Canada Limited	Influence	49.000	UnitedHealth Group Incorporated		5
		.00000	93-1172065				Talbert Medical Group, P.C.	CA	NIA	Healthcare Partners Affiliates Medical Group	Influence	0.000	UnitedHealth Group Incorporated		5
		.00000	47-4751035				TeamMD Holdings, Inc.	DE	NIA	AmeriChoice Corporation	Ownership	100.000	UnitedHealth Group Incorporated		
		.00000	47-4850893				TeamMD Iowa, Inc.	DE	NIA	TeamMD Holdings, Inc.	Ownership	100.000	UnitedHealth Group Incorporated		
		.00000	35-2584893				TeamMD Physicians of Texas, Inc.	TX	NIA	TeamMD Holdings, Inc.	Ownership	100.000	UnitedHealth Group Incorporated		
		.00000	30-0445773				TeamMD Physicians, P.C.	IA	NIA	Physician(s) owned	Influence	0.000	UnitedHealth Group Incorporated		4
		.00000	82-1019055				TeamUP Insurance Services, Inc.	CA	NIA	HealthMarkets Insurance Agency, Inc.	Ownership	100.000	UnitedHealth Group Incorporated		
		.00000					Tecnologías de Información en Salud S.A.	CHL	NIA	Clinica Santa Maria S.A.	Ownership	50.000	UnitedHealth Group Incorporated		
		.00000					Tecnologías de Información en Salud S.A.	CHL	NIA	Clinica Dávila y Servicios Médicos S.A.	Ownership	50.000	UnitedHealth Group Incorporated		
		.00000	38-3897811				Texas Health Craig Ranch Surgery Center, LLC	TX	NIA	THR-SCA Holdings, LLC	Influence	51.500	UnitedHealth Group Incorporated		5
		.00000	80-0866449				Texas Health Flower Mound Orthopedic Surgery Center, LLC	TX	NIA	THR-SCA Holdings, LLC	Influence	51.000	UnitedHealth Group Incorporated		5
		.00000	81-4977249				Texas Health Orthopedic Surgery Center Alliance, LLC	TX	NIA	THR-SCA Holdings, LLC	Influence	51.000	UnitedHealth Group Incorporated		5
		.00000	82-2296081				Texas Health Surgery Center Alliance, LLC	TX	NIA	THR-SCA Holdings, LLC	Influence	77.583	UnitedHealth Group Incorporated		5
		.00000	82-1307876				Texas Health Surgery Center Bedford, LLC	TX	NIA	THR-SCA Holdings, LLC	Influence	52.900	UnitedHealth Group Incorporated		5
		.00000	83-0781259				Texas Health Surgery Center Las Colinas, LLC	TX	NIA	THR-SCA Holdings, LLC	Influence	0.000	UnitedHealth Group Incorporated		5
		.00000	20-3991622				Texas Health Surgery Center Preston Plaza, LLC	TX	NIA	THR-SCA Holdings, LLC	Influence	53.048	UnitedHealth Group Incorporated		5
		.00000	47-4425996				Texas Health Surgery Center Rockwall, LLC	TX	NIA	THR-SCA Holdings, LLC	Influence	51.000	UnitedHealth Group Incorporated		5
		.00000	52-1468699				The Advisory Board (Chile) SpA	CHL	NIA	The Advisory Board Company	Ownership	100.000	UnitedHealth Group Incorporated		
.0707	UnitedHealth Group Incorporated	61832	52-0676509				The Advisory Board Company	DE	NIA	OptumInsight, Inc.	Ownership	100.000	UnitedHealth Group Incorporated		
		.00000	91-0214500				The Chesapeake Life Insurance Company	OK	IA	HealthMarkets Group, Inc.	Ownership	100.000	UnitedHealth Group Incorporated		
		.00000	20-5562797				The Everett Clinic, PLLC	WA	NIA	Everett Physicians, Inc. P.S.	Influence	0.000	UnitedHealth Group Incorporated		5
		.00000	56-1970224				The Eye Surgery Center of the Carolinas, L.P.	NC	NIA	Surgery Center of Southern Pines, LLC	Influence	46.000	UnitedHealth Group Incorporated		5
		.00000	61-1409045				The Lewin Group, Inc.	NC	NIA	Optum Public Sector Solutions, Inc.	Ownership	100.000	UnitedHealth Group Incorporated		
		.00000	72-1349755				The Magan Medical Group	CA	NIA	DaVita Magan Management, Inc.	Ownership	50.000	UnitedHealth Group Incorporated		2
		.00000	63-1184215				The Outpatient Surgery Center of Hilton Head, LLC	SC	NIA	SCA-Hilton Head, LLC	Ownership	50.000	UnitedHealth Group Incorporated		2
		.00000	06-1552689				The Polyclinic MSO, LLC	DE	NIA	Collaborative Care Holdings, LLC	Ownership	80.100	UnitedHealth Group Incorporated		2
		.00000	37-1446353				The Polyclinic, PLLC	VA	NIA	Polyclinic Holdings, P.C.	Influence	100.000	UnitedHealth Group Incorporated		5
		.00000	26-1479919				The Surgery Center of Easton, L.P.	TN	NIA	Surgery Center of Easton, LLC	Influence	0.420	UnitedHealth Group Incorporated		5
		.00000	77-0367271				The Surgical Center at Tenaya, L.P.	TN	NIA	Surgery Center of Summerlin, LLC	Influence	20.000	UnitedHealth Group Incorporated		5
		.00000	25-1825549				The Surgical Center of Connecticut, LLC	CT	NIA	SCA-Main Street, LLC	Influence	20.000	UnitedHealth Group Incorporated		5
		.00000	63-1194203				THE SURGICAL CENTER OF THE TREASURE COAST, L.L.C.	FL	NIA	SCA-St. Lucie, LLC	Ownership	51.000	UnitedHealth Group Incorporated		2
		.00000	59-3143128				Thomas Johnson Surgery Center, LLC	MD	NIA	SCA-Frederick, LLC	Ownership	65.000	UnitedHealth Group Incorporated		2
		.00000	98-1287904				Thousand Oaks Endoscopy Center, LLC	CA	NIA	Endoscopy Center Affiliates, Inc.	Ownership	99.000	UnitedHealth Group Incorporated		2
		.00000					Three Rivers Holdings, Inc.	DE	NIA	AmeriChoice Corporation	Ownership	100.000	UnitedHealth Group Incorporated		
		.00000					Three Rivers Surgical Care, L.P.	TN	NIA	Muskogee Surgical Investors, LLC	Ownership	72.530	UnitedHealth Group Incorporated		2
		.00000					Tmesys, LLC	FL	NIA	PMSI Holdings, LLC	Ownership	100.000	UnitedHealth Group Incorporated		
		.00000					Topimagem Diagnóstico por Imagem Ltda.	BRA	NIA	S.A. - Empresa de Serviços Hospitalares	Ownership	89.000	UnitedHealth Group Incorporated		2
		.00000					Trails Edge Surgery Center, LLC	FL	NIA	SCA-Bonita Springs, LLC	Ownership	59.000	UnitedHealth Group Incorporated		2

16.25

STATEMENT AS OF SEPTEMBER 30, 2019 OF THE UnitedHealthcare of Wisconsin, Inc.

**SCHEDULE Y**  
**PART 1A - DETAIL OF INSURANCE HOLDING COMPANY SYSTEM**

1	2	3	4	5	6	7	8	9	10	11	12	13	14	15	16
Group Code	Group Name	NAIC Company Code	ID Number	Federal RSSD	CIK	Name of Securities Exchange if Publicly Traded (U.S. or International)	Names of Parent, Subsidiaries Or Affiliates	Domi-ciliary Location	Relation-ship to Reporting Entity	Directly Controlled by (Name of Entity/Person)	Type of Control (Ownership, Board, Management, Attorney-in-Fact, Influence, Other)	If Control is Ownership Provide Percentage	Ultimate Controlling Entity(ies)/Person(s)	Is an SCA Filing Re-quired? (Y/N)	*
		.00000	46-5482620				Trauma Surgery Affiliates, LLC	TX	NIA	National Surgery Centers, LLC	Influence	49.000	UnitedHealth Group Incorporated		5
		.00000	52-1431155				Travel Express Incorporated	MD	NIA	FrontierMEDEX, Inc.	Ownership	100.000	UnitedHealth Group Incorporated		
		.00000	46-2613170				Treasure Valley Emerald Properties, LLC	DE	NIA	Treasure Valley Hospital Limited Partnership	Influence	100.000	UnitedHealth Group Incorporated		5
		.00000	33-0592165				Treasure Valley Hospital Limited Partnership	ID	NIA	Surgical Health, LLC	Influence	40.375	UnitedHealth Group Incorporated		5
		.00000	47-5088596				TriMed, LLC	UT	NIA	National MedTrans, LLC	Ownership	100.000	UnitedHealth Group Incorporated		
		.00000	46-5530255				Trio Motion, LLC	DE	NIA	Savvysherpa, LLC	Ownership	100.000	UnitedHealth Group Incorporated		
		.00000	63-0974161				Tuscaloosa Surgical Center, L.P.	AL	NIA	Surgical Center of Tuscaloosa Holdings, LLC	Influence	30.000	UnitedHealth Group Incorporated		5
		.00000	94-3077084				U.S. Behavioral Health Plan, California	CA	IA	United Behavioral Health	Ownership	100.000	UnitedHealth Group Incorporated		
		.00000	98-1388279				UHC Finance (Ireland) Unlimited Company	IRL	NIA	UnitedHealth Group International Finance (Ireland) Unlimited Company	Ownership	100.000	UnitedHealth Group Incorporated		
		.00000	41-1913059				UHC International Services, Inc.	DE	NIA	UnitedHealth Group Incorporated	Ownership	100.000	UnitedHealth Group Incorporated		
		.00000	95-2931460				UHC of California	CA	IA	United HealthCare Services, Inc.	Ownership	100.000	UnitedHealth Group Incorporated		
		.00000	98-1103713				UHC Services (Ireland) Limited	IRL	NIA	UnitedHealthcare Global Medical (UK) Limited	Ownership	100.000	UnitedHealth Group Incorporated		
		.00000	98-1372063				UHC Holdings (Ireland) Limited	IRL	NIA	United HealthCare Services, Inc.	Ownership	100.000	UnitedHealth Group Incorporated		
		.00000	98-1372064				UHC Services (Ireland) Limited	IRL	NIA	UHC Holdings (Ireland) Limited	Ownership	100.000	UnitedHealth Group Incorporated		
		.00000	98-1122490				UHG Brasil Participações S.A.	BRA	NIA	Polar II Fundo de Investimento em Participações Multiestrategia	Ownership	100.000	UnitedHealth Group Incorporated		
		.00000	41-1921008				UHC Holdings, Inc.	DE	NIA	United HealthCare Services, Inc.	Ownership	100.000	UnitedHealth Group Incorporated		
		.00000	75-2922396				UICI Funding Corp. 2	DE	NIA	HealthMarkets, LLC	Ownership	100.000	UnitedHealth Group Incorporated		
		.00000	39-1995276				UMR, Inc.	DE	NIA	United HealthCare Services, Inc.	Ownership	100.000	UnitedHealth Group Incorporated		
		.00000	98-1444648				Unidad Médica Diagnóstico S.A.	COL	NIA	Colmedica Medicina Prepagada	Ownership	92.380	UnitedHealth Group Incorporated		2
		.00000	98-1444648				Unidad Médica Diagnóstico S.A.	COL	NIA	Banmedica Colombia SpA	Ownership	7.619	UnitedHealth Group Incorporated		2
.0707	UnitedHealth Group Incorporated	.91529	52-1996029				Unimerica Insurance Company	WI	IA	OptumHealth Holdings, LLC	Ownership	100.000	UnitedHealth Group Incorporated		
							Unimerica Life Insurance Company of New York								
.0707	UnitedHealth Group Incorporated	.11596	01-0637149				Unison Administrative Services, LLC	NY	IA	UnitedHealthcare Insurance Company	Ownership	100.000	UnitedHealth Group Incorporated		
		.00000	25-1877716				Unison Health Plan of Delaware, Inc.	PA	NIA	Three Rivers Holdings, Inc.	Ownership	100.000	UnitedHealth Group Incorporated		
		.00000	20-5917714				United Behavioral Health	DE	IA	Three Rivers Holdings, Inc.	Ownership	100.000	UnitedHealth Group Incorporated		
		.00000	94-2649097				United Behavioral Health of New York, I.P.A., Inc.	CA	NIA	OptumHealth Holdings, LLC	Ownership	100.000	UnitedHealth Group Incorporated		
		.00000	41-1868911				United Group Reinsurance, Inc.	NY	NIA	United Behavioral Health	Ownership	100.000	UnitedHealth Group Incorporated		
		.00000	75-2583080				United Health Foundation	TCA	NIA	HealthMarkets, LLC	Ownership	100.000	UnitedHealth Group Incorporated		
		.00000	41-1941615				United HealthCare Services, Inc.	MN	NIA	UnitedHealth Group Incorporated	Ownership	100.000	UnitedHealth Group Incorporated		
		.00000	41-1289245	3410132			United Management Services, Inc.	MN	UIP	UnitedHealth Group Incorporated	Ownership	100.000	UnitedHealth Group Incorporated		
		.00000	75-2601147				United Resource Networks IPA of New York, Inc.	NY	NIA	HealthMarkets, LLC	Ownership	100.000	UnitedHealth Group Incorporated		
		.00000	30-0318238				UnitedHealth Advisors, LLC	NY	NIA	OptumHealth Care Solutions, LLC	Ownership	100.000	UnitedHealth Group Incorporated		
		.00000	01-0538317				UnitedHealth Group Finance Inc.	ME	NIA	United HealthCare Services, Inc.	Ownership	100.000	UnitedHealth Group Incorporated		
		.00000	84-3188598	4665014	0000731766		UnitedHealth Group Incorporated	DE	NIA	Bordeaux (Barbados) Holdings III, SRL	Ownership	100.000	UnitedHealth Group Incorporated		
		.00000	41-1321939				UnitedHealth Group International Finance (Ireland) Unlimited Company	DE	UIP	Self	Ownership	0.000	UnitedHealth Group Incorporated		2
		.00000	98-1422474				UnitedHealth Group International GP	IRL	NIA	UnitedHealthcare Europe S.á r.l.	Ownership	100.000	UnitedHealth Group Incorporated		
		.00000	98-1079826				UnitedHealth Group International Holdings I Inc.	CYM	NIA	UnitedHealth Group International Holdings I Inc.	Ownership	100.000	UnitedHealth Group Incorporated		
		.00000	84-3175714				UnitedHealth Group International Holdings I Inc.	DE	NIA	UnitedHealth Group Incorporated	Ownership	100.000	UnitedHealth Group Incorporated		
		.00000	98-1080118				UnitedHealth Group International L.P.	CYM	NIA	UnitedHealth Group International Holdings I Inc.	Ownership	100.000	UnitedHealth Group Incorporated		
		.00000	46-3311984				UnitedHealth Group Ventures, LLC	DE	NIA	UnitedHealth Group Incorporated	Ownership	100.000	UnitedHealth Group Incorporated		
		.00000	41-1917398				UnitedHealth International, Inc.	DE	NIA	UnitedHealth Group Incorporated	Ownership	100.000	UnitedHealth Group Incorporated		

STATEMENT AS OF SEPTEMBER 30, 2019 OF THE UnitedHealthcare of Wisconsin, Inc.

**SCHEDULE Y**  
**PART 1A - DETAIL OF INSURANCE HOLDING COMPANY SYSTEM**

1	2	3	4	5	6	7	8	9	10	11	12	13	14	15	16
Group Code	Group Name	NAIC Company Code	ID Number	Federal RSSD	CIK	Name of Securities Exchange if Publicly Traded (U.S. or International)	Names of Parent, Subsidiaries Or Affiliates	Domi-ciliary Location	Relation-ship to Reporting Entity	Directly Controlled by (Name of Entity/Person)	Type of Control (Ownership, Board, Management, Attorney-in-Fact, Influence, Other)	If Control is Ownership Provide Percentage	Ultimate Controlling Entity(ies)/Person(s)	Is an SCA Filing Re-quired? (Y/N)	*
		.0000	26-2574977				UnitedHealth Military & Veterans Services, LLC	DE	NIA	United HealthCare Services, Inc.	Ownership	100.000	UnitedHealth Group Incorporated		
		.0000	98-0559902				UnitedHealth UK Limited	GBR	NIA	Optum Solutions UK Holdings Limited	Ownership	100.000	UnitedHealth Group Incorporated		
.0707	UnitedHealth Group Incorporated	.95174	33-0115163				UnitedHealthcare Benefits of Texas, Inc.	TX	IA	United HealthCare Services, Inc.	Ownership	100.000	UnitedHealth Group Incorporated		
		.0000	47-3221444				UnitedHealthcare Benefits Plan of California	CA	IA	United HealthCare Services, Inc.	Ownership	100.000	UnitedHealth Group Incorporated		
		.0000	46-4348775				UnitedHealthcare Community Plan of California, Inc.	CA	IA	United HealthCare Services, Inc.	Ownership	100.000	UnitedHealth Group Incorporated		
.0707	UnitedHealth Group Incorporated	.13168	26-2688274				UnitedHealthcare Community Plan of Georgia, Inc.	GA	IA	AmeriChoice Corporation	Ownership	100.000	UnitedHealth Group Incorporated		
.0707	UnitedHealth Group Incorporated	.12323	56-2451429				UnitedHealthcare Community Plan of Ohio, Inc.	OH	IA	Three Rivers Holdings, Inc.	Ownership	100.000	UnitedHealth Group Incorporated		
.0707	UnitedHealth Group Incorporated	.11141	91-2008361				UnitedHealthcare Community Plan of Texas, L.L.C.	TX	IA	Ovations, Inc.	Ownership	100.000	UnitedHealth Group Incorporated		
.0707	UnitedHealth Group Incorporated	.95467	38-3204052				UnitedHealthcare Community Plan, Inc.	MI	IA	AmeriChoice Corporation	Ownership	100.000	UnitedHealth Group Incorporated		
		.0000	98-1200034				UnitedHealthcare Consulting & Assistance Service (Beijing) Co., Ltd.	CHN	NIA	UnitedHealthcare International I B.V.	Ownership	100.000	UnitedHealth Group Incorporated		
		.0000	98-1199879				UnitedHealthcare Europe S.á r.l.	LUX	NIA	UnitedHealthcare International VI S.á r.l.	Ownership	100.000	UnitedHealth Group Incorporated		
		.0000	98-1104429				UnitedHealthcare Global Canada Limited	CAN	NIA	UnitedHealthcare International I B.V.	Ownership	100.000	UnitedHealth Group Incorporated		
		.0000	98-1029201				UnitedHealthcare Global Medical (UK) Limited	GBR	NIA	UnitedHealthcare International I B.V.	Ownership	100.000	UnitedHealth Group Incorporated		
		.0000	98-1099116				UnitedHealthcare India Private Limited	IND	NIA	OptumHealth International B.V.	Ownership	99.999	UnitedHealth Group Incorporated		
.0707	UnitedHealth Group Incorporated	.79413	36-2739571				UnitedHealthcare Insurance Company	IND	NIA	UnitedHealth International, Inc.	Ownership	0.001	UnitedHealth Group Incorporated		
.0707	UnitedHealth Group Incorporated	.60318	36-3800349				UnitedHealthcare Insurance Company of Illinois	CT	IA	UHC Holdings, Inc.	Ownership	100.000	UnitedHealth Group Incorporated		
.0707	UnitedHealth Group Incorporated	.60093	11-3283886				UnitedHealthcare Insurance Company of New York	IL	IA	UnitedHealthcare Insurance Company	Ownership	100.000	UnitedHealth Group Incorporated		
.0707	UnitedHealth Group Incorporated	.12231	20-1902768				UnitedHealthcare Insurance Company of the River Valley	NY	IA	UnitedHealthcare Services Company of the River Valley, Inc.	Ownership	100.000	UnitedHealth Group Incorporated		
.0707	UnitedHealth Group Incorporated	.00000	98-1372065				UnitedHealthcare Insurance Designated Activity Company	IL	IA	UnitedHealthcare Insurance Designated Activity Company	Ownership	100.000	UnitedHealth Group Incorporated		
		.00000	86-0618309				UnitedHealthcare Integrated Services, Inc.	IRL	IA	UHC Holdings (Ireland) Limited	Ownership	100.000	UnitedHealth Group Incorporated		
		.00000	41-1988797				UnitedHealthcare International Asia, LLC	AZ	IA	Ovations, Inc.	Ownership	100.000	UnitedHealth Group Incorporated		
		.00000	98-1100512				UnitedHealthcare International I B.V.	DE	NIA	UnitedHealth Group Incorporated	Ownership	100.000	UnitedHealth Group Incorporated		
		.00000	98-1079459				UnitedHealthcare International II S.á r.l.	DE	NIA	UnitedHealth Group International Holdings I Inc.	Ownership	100.000	UnitedHealth Group Incorporated		
		.00000	98-1340853				UnitedHealthcare International III B.V.	NLD	NIA	UnitedHealthcare Europe S.á r.l.	Ownership	100.000	UnitedHealth Group Incorporated		
		.00000	98-1077436				UnitedHealthcare International III S.á r.l.	LUX	NIA	UnitedHealthcare Europe S.á r.l.	Ownership	100.000	UnitedHealth Group Incorporated		
		.00000	98-1372054				UnitedHealthcare International IV B.V.	LUX	NIA	Optum Services (Ireland) Limited	Ownership	100.000	UnitedHealth Group Incorporated		
		.00000	98-1080926				UnitedHealthcare International IV S.á r.l.	NLD	NIA	OptumHealth International B.V.	Ownership	100.000	UnitedHealth Group Incorporated		
		.00000	98-1372058				UnitedHealthcare International VI S.á r.l.	LUX	NIA	UnitedHealthcare International VIII S.á r.l.	Ownership	100.000	UnitedHealth Group Incorporated		
		.00000	98-1372060				UnitedHealthcare International VII S.á r.l.	LUX	NIA	UnitedHealth Group International L.P.	Ownership	100.000	UnitedHealth Group Incorporated		
		.00000	98-1372062				UnitedHealthcare International VIII S.á r.l.	LUX	NIA	UHC Finance (Ireland) Unlimited Company	Ownership	100.000	UnitedHealth Group Incorporated		
.0707	UnitedHealth Group Incorporated	.97179	86-0207231				UnitedHealthcare International X S.á r.l.	LUX	NIA	UnitedHealthcare International III S.á r.l.	Ownership	100.000	UnitedHealth Group Incorporated		
.0707	UnitedHealth Group Incorporated	.95784	63-0899562				UnitedHealthcare Life Insurance Company	LUX	NIA	UnitedHealthcare International III S.á r.l.	Ownership	100.000	UnitedHealth Group Incorporated		
.0707	UnitedHealth Group Incorporated	.96016	86-0507074				UnitedHealthcare of Alabama, Inc.	WI	IA	Golden Rule Financial Corporation	Ownership	100.000	UnitedHealth Group Incorporated		
.0707	UnitedHealth Group Incorporated	.95446	63-1036819				UnitedHealthcare of Arizona, Inc.	AL	IA	UnitedHealthcare, Inc.	Ownership	100.000	UnitedHealth Group Incorporated		
.0707	UnitedHealth Group Incorporated	.95090	84-1004639				UnitedHealthcare of Arkansas, Inc.	AZ	IA	UnitedHealthcare, Inc.	Ownership	100.000	UnitedHealth Group Incorporated		
							UnitedHealthcare of Colorado, Inc.	AR	IA	UnitedHealthcare, Inc.	Ownership	100.000	UnitedHealth Group Incorporated		
								CO	IA	UnitedHealthcare, Inc.	Ownership	100.000	UnitedHealth Group Incorporated		

16.27

**SCHEDULE Y**  
**PART 1A - DETAIL OF INSURANCE HOLDING COMPANY SYSTEM**

1	2	3	4	5	6	7	8	9	10	11	12	13	14	15	16
Group Code	Group Name	NAIC Company Code	ID Number	Federal RSSD	CIK	Name of Securities Exchange if Publicly Traded (U.S. or International)	Names of Parent, Subsidiaries Or Affiliates	Domiciliary Location	Relationship to Reporting Entity	Directly Controlled by (Name of Entity/Person)	Type of Control (Ownership, Board, Management, Attorney-in-Fact, Influence, Other)	If Control is Ownership Provide Percentage	Ultimate Controlling Entity(ies)/Person(s)	Is an SCA Filing Required? (Y/N)	*
.0707	UnitedHealth Group Incorporated	95264	59-1293865				UnitedHealthcare of Florida, Inc.	FL	IA	UnitedHealthcare, Inc.	Ownership	100.000	UnitedHealth Group Incorporated		
.0707	UnitedHealth Group Incorporated	95850	58-1653544				UnitedHealthcare of Georgia, Inc.	GA	IA	UnitedHealthcare, Inc.	Ownership	100.000	UnitedHealth Group Incorporated		
.0707	UnitedHealth Group Incorporated	95776	36-3280214				UnitedHealthcare of Illinois, Inc.	IL	IA	UnitedHealthcare, Inc.	Ownership	100.000	UnitedHealth Group Incorporated		
.0707	UnitedHealth Group Incorporated	96644	62-1240316				UnitedHealthcare of Kentucky, Ltd.	KY	IA	United HealthCare Services, Inc.	Influence	94.170	UnitedHealth Group Incorporated		5
.0707	UnitedHealth Group Incorporated	00000	62-1240316				UnitedHealthcare of Kentucky, Ltd.	KY	IA	UnitedHealthcare, Inc.	Influence	5.830	UnitedHealth Group Incorporated		5
.0707	UnitedHealth Group Incorporated	95833	72-1074008				UnitedHealthcare of Louisiana, Inc.	LA	IA	UnitedHealthcare, Inc.	Ownership	100.000	UnitedHealth Group Incorporated		
.0707	UnitedHealth Group Incorporated	95716	63-1036817				UnitedHealthcare of Mississippi, Inc.	MS	IA	UnitedHealthcare, Inc.	Ownership	100.000	UnitedHealth Group Incorporated		
.0707	UnitedHealth Group Incorporated	95149	05-0413469				UnitedHealthcare of New England, Inc.	RI	IA	United HealthCare Services, Inc.	Ownership	100.000	UnitedHealth Group Incorporated		
.0707	UnitedHealth Group Incorporated	13214	26-2697886				UnitedHealthcare of New Mexico, Inc.	NM	IA	UnitedHealthcare Insurance Company	Ownership	100.000	UnitedHealth Group Incorporated		
.0707	UnitedHealth Group Incorporated	95085	06-1172891				UnitedHealthcare of New York, Inc.	NY	IA	AmeriChoice Corporation	Ownership	100.000	UnitedHealth Group Incorporated		
.0707	UnitedHealth Group Incorporated	95103	56-1461010				UnitedHealthcare of North Carolina, Inc.	NC	IA	UnitedHealthcare, Inc.	Ownership	100.000	UnitedHealth Group Incorporated		
.0707	UnitedHealth Group Incorporated	95186	31-1142815				UnitedHealthcare of Ohio, Inc.	OH	IA	United HealthCare Services, Inc.	Ownership	100.000	UnitedHealth Group Incorporated		
.0707	UnitedHealth Group Incorporated	96903	33-0115166				UnitedHealthcare of Oklahoma, Inc.	OK	IA	United HealthCare Services, Inc.	Ownership	100.000	UnitedHealth Group Incorporated		
.0707	UnitedHealth Group Incorporated	95893	93-0938819				UnitedHealthcare of Oregon, Inc.	OR	IA	United HealthCare Services, Inc.	Ownership	100.000	UnitedHealth Group Incorporated		
.0707	UnitedHealth Group Incorporated	95220	25-1756858				UnitedHealthcare of Pennsylvania, Inc.	PA	IA	Three Rivers Holdings, Inc.	Ownership	100.000	UnitedHealth Group Incorporated		
.0707	UnitedHealth Group Incorporated	95765	95-3939697				UnitedHealthcare of Texas, Inc.	TX	IA	UnitedHealthcare, Inc.	Ownership	100.000	UnitedHealth Group Incorporated		
.0707	UnitedHealth Group Incorporated	95025	52-1130183				UnitedHealthcare of the Mid-Atlantic, Inc.	MD	IA	UnitedHealthcare, Inc.	Ownership	100.000	UnitedHealth Group Incorporated		
.0707	UnitedHealth Group Incorporated	95591	47-0676824				UnitedHealthcare of the Midlands, Inc.	NE	IA	UnitedHealthcare, Inc.	Ownership	100.000	UnitedHealth Group Incorporated		
.0707	UnitedHealth Group Incorporated	96385	43-1361841				UnitedHealthcare of the Midwest, Inc.	MO	IA	UnitedHealthcare, Inc.	Ownership	100.000	UnitedHealth Group Incorporated		
.0707	UnitedHealth Group Incorporated	95501	41-1488563				UnitedHealthcare of Utah, Inc.	UT	IA	UnitedHealthcare, Inc.	Ownership	100.000	UnitedHealth Group Incorporated		
.0707	UnitedHealth Group Incorporated	48038	91-1312551				UnitedHealthcare of Washington, Inc.	WA	IA	United HealthCare Services, Inc.	Ownership	100.000	UnitedHealth Group Incorporated		
.0707	UnitedHealth Group Incorporated	95710	39-1555888				UnitedHealthcare of Wisconsin, Inc.	WI	RE	UnitedHealthcare, Inc.	Ownership	100.000	UnitedHealth Group Incorporated		
.0707	UnitedHealth Group Incorporated	95378	36-3379945				UnitedHealthcare Plan of the River Valley, Inc.	IL	IA	UnitedHealthcare Services Company of the River Valley, Inc.	Ownership	100.000	UnitedHealth Group Incorporated		
		00000	47-0854646				UnitedHealthcare Service LLC	DE	NIA	UnitedHealthcare Insurance Company	Ownership	100.000	UnitedHealth Group Incorporated		
		00000	36-3355110				UnitedHealthcare Services Company of the River Valley, Inc.	DE	NIA	UnitedHealthcare, Inc.	Ownership	100.000	UnitedHealth Group Incorporated		
		00000	01-0518346				UnitedHealthcare Specialty Benefits, LLC	ME	NIA	Specialty Benefits, LLC	Ownership	100.000	UnitedHealth Group Incorporated		
		00000	41-1922511				UnitedHealthcare, Inc.	DE	LDP	United HealthCare Services, Inc.	Ownership	100.000	UnitedHealth Group Incorporated		
		00000	26-4219191				UpFront Insurance Agency, LLC	MN	NIA	Savvysherpa, LLC	Ownership	100.000	UnitedHealth Group Incorporated		
		00000					Upland Holdings, LLC	CA	NIA	NSC Upland, LLC	Ownership	58.990	UnitedHealth Group Incorporated		2
		00000	33-0812827				Upland Outpatient Surgical Center, L.P.	CA	NIA	NSC Upland, LLC	Ownership	51.000	UnitedHealth Group Incorporated		2
		00000	26-0382877				Urgent Care Holdings, Inc.	DE	NIA	Optum Clinics Intermediate Holdings, Inc.	Ownership	100.000	UnitedHealth Group Incorporated		
		00000	26-3667220				Urgent Care MSO, LLC	DE	NIA	Urgent Care Holdings, Inc.	Ownership	100.000	UnitedHealth Group Incorporated		
		00000	82-2400620				Urgent Care New York, P.C.	NY	NIA	Physician(s) owned	Influence	0.000	UnitedHealth Group Incorporated		4
		00000	75-2613230				Urology Associates of North Texas, P.L.L.C.	TX	NIA	USMD Affiliated Services	Ownership	100.000	UnitedHealth Group Incorporated		
		00000	75-2613230				Urology Associates of North Texas, P.L.L.C.	TX	NIA	USMD Affiliated Services	Influence	100.000	UnitedHealth Group Incorporated		5
		00000					USHEALTH Academy, Inc.	TX	NIA	USHEALTH Group, Inc.	Influence	100.000	UnitedHealth Group Incorporated		5
		00000					USHEALTH Administrators, LLC	DE	NIA	USHEALTH Group, Inc.	Influence	100.000	UnitedHealth Group Incorporated		5
		00000					USHEALTH Career Agency, Inc.	DE	NIA	USHEALTH Group, Inc.	Influence	100.000	UnitedHealth Group Incorporated		5
		00000					USHEALTH Funding, Inc.	DE	NIA	USHEALTH Group, Inc.	Influence	100.000	UnitedHealth Group Incorporated		5
		00000	20-8048861				USMD Administrative Services, L.L.C.	TX	NIA	USMD Inc.	Ownership	100.000	UnitedHealth Group Incorporated		
		00000	27-2956222				USMD Affiliated Services	TX	NIA	USMD Inc.	Ownership	100.000	UnitedHealth Group Incorporated		
		00000	27-2866866				USMD Holdings, Inc.	DE	NIA	WellMed Medical Management, Inc.	Ownership	100.000	UnitedHealth Group Incorporated		
		00000	20-8050318				USMD Inc.	TX	NIA	USMD Holdings, Inc.	Ownership	100.000	UnitedHealth Group Incorporated		
		00000	73-1662757				USMD of Arlington GP, L.L.C.	TX	NIA	Mat-Rx Development, L.L.C.	Influence	0.000	UnitedHealth Group Incorporated		5
		00000	35-2446102				USMD PPM, LLC	TX	NIA	USMD Inc.	Ownership	100.000	UnitedHealth Group Incorporated		
		00000	63-1182191				Valley Hospital, L.L.C.	WA	NIA	Surgery Center of Spokane, LLC	Ownership	50.000	UnitedHealth Group Incorporated		2
		00000	87-0757396				Valley Physicians Network, Inc.	CA	NIA	PrimeCare Medical Network, Inc.	Ownership	100.000	UnitedHealth Group Incorporated		
		00000	81-4629242				VERTA MANAGEMENT SERVICES, LLC	DE	NIA	SCA-VERTA, LLC	Ownership	50.000	UnitedHealth Group Incorporated		2
		00000	98-1444067				Vida Tres Internacional S.A.	CHL	NIA	Banmedica S.A.	Ownership	100.000	UnitedHealth Group Incorporated		
		00000	98-1443076				Vidaintegra S.A.	CHL	NIA	Banmedica S.A.	Ownership	100.000	UnitedHealth Group Incorporated		
		00000					Virtual Therapeutics Corporation	DE	NIA	United HealthCare Services, Inc.	Influence	33.000	UnitedHealth Group Incorporated		5
		00000					Vivify Health Canada, Inc.	CAN	NIA	Vivify Health, Inc.	Ownership	100.000	UnitedHealth Group Incorporated		

16.28

STATEMENT AS OF SEPTEMBER 30, 2019 OF THE UnitedHealthcare of Wisconsin, Inc.

**SCHEDULE Y**  
**PART 1A - DETAIL OF INSURANCE HOLDING COMPANY SYSTEM**

1	2	3	4	5	6	7	8	9	10	11	12	13	14	15	16
Group Code	Group Name	NAIC Company Code	ID Number	Federal RSSD	CIK	Name of Securities Exchange if Publicly Traded (U.S. or International)	Names of Parent, Subsidiaries Or Affiliates	Domi-ciliary Location	Relation-ship to Reporting Entity	Directly Controlled by (Name of Entity/Person)	Type of Control (Ownership, Board, Management, Attorney-in-Fact, Influence, Other)	If Control is Ownership Provide Percentage	Ultimate Controlling Entity(ies)/Person(s)	Is an SCA Filing Re-quired? (Y/N)	*
		.0000					Vivify Health, Inc.	DE	NIA	OptumHealth Care Solutions, LLC	Ownership	100.000	UnitedHealth Group Incorporated		
		.0000	36-3469841				Wauwatosa Outpatient Surgery Center, LLC	DE	NIA	Surgery Centers-West Holdings, LLC	Ownership	100.000	UnitedHealth Group Incorporated		
		.0000	36-3469839				Wauwatosa Surgery Center, Limited Partnership	WI	NIA	Wauwatosa Outpatient Surgery Center, LLC	Ownership	51.000	UnitedHealth Group Incorporated		2
		.0000	20-5429310				Wayland Square Surgicare Acquisition, L.P.	RI	NIA	Wayland Square Surgicare GP, Inc.	Ownership	99.000	UnitedHealth Group Incorporated		2
		.0000	75-2500274				Wayland Square Surgicare GP, Inc.	RI	NIA	Surgery Center Holding, LLC	Ownership	100.000	UnitedHealth Group Incorporated		
		.0000	46-2854394				Waypoint Minnesota PC	MN	NIA	Physician(s) owned	Influence	0.000	UnitedHealth Group Incorporated		4
		.0000					WebInsure Benefits, LLC	DE	NIA	hCentive, Inc.	Ownership	100.000	UnitedHealth Group Incorporated		
		.0000	74-2574229				WellMed Medical Group, P.A.	TX	NIA	Physician(s) owned	Influence	0.000	UnitedHealth Group Incorporated		4
		.0000	74-2797745				WellMed Medical Management of Florida, Inc.	FL	NIA	WellMed Medical Management, Inc.	Ownership	100.000	UnitedHealth Group Incorporated		
		.0000	74-2786364				WellMed Medical Management, Inc.	TX	NIA	Collaborative Care Holdings, LLC	Ownership	85.000	UnitedHealth Group Incorporated		2
		.0000	35-2314192				WellMed Network of Florida, Inc.	TX	NIA	WellMed Networks, Inc.	Influence	0.000	UnitedHealth Group Incorporated		5
		.0000	74-2889447				WellMed Networks, Inc.	TX	NIA	Physician(s) owned	Influence	0.000	UnitedHealth Group Incorporated		4
		.0000	92-0183013				WellMed of Las Cruces, Inc.	TX	NIA	WellMed Networks, Inc.	Influence	0.000	UnitedHealth Group Incorporated		5
		.0000	27-2809113				West Coast Endoscopy Holdings, LLC	DE	NIA	SCA Surgery Holdings, LLC	Ownership	100.000	UnitedHealth Group Incorporated		
		.0000	06-1521999				Western Connecticut Orthopedic Surgical Center, LLC	CT	NIA	SCA-Western Connecticut, LLC	Ownership	61.380	UnitedHealth Group Incorporated		2
		.0000	45-0636596				WESTMED Practice Partners LLC	DE	NIA	Collaborative Care Holdings, LLC	Ownership	100.000	UnitedHealth Group Incorporated		
		.0000	83-3608739				Willow Labs LLC	DE	NIA	OptumRx, Inc.	Ownership	100.000	UnitedHealth Group Incorporated		
		.0000					Wilmington ASC, LLC	NC	NIA	SCA-Wilmington, LLC	Ownership	100.000	UnitedHealth Group Incorporated		
		.0000	27-4816583				Wilson Creek Surgical Center, LLC	TX	NIA	THR-SCA Holdings, LLC	Influence	51.000	UnitedHealth Group Incorporated		5
		.0000	46-5548304				Winchester Endoscopy, LLC	IL	NIA	SCA-Winchester, LLC	Ownership	51.000	UnitedHealth Group Incorporated		2
		.0000	62-1525776				Winter Park Surgery Center, L.P.	TN	NIA	Winter Park, LLC	Influence	32.000	UnitedHealth Group Incorporated		5
		.0000	62-1525776				Winter Park Surgery Center, L.P.	TN	NIA	SCA-Winter Park, Inc.	Influence	1.000	UnitedHealth Group Incorporated		5
		.0000	62-1587564				Winter Park, LLC	TN	NIA	SCA-Winter Park, Inc.	Ownership	51.000	UnitedHealth Group Incorporated		2
		.0000	45-2158334				WIND Medical, PLLC	TX	NIA	WellMed Networks, Inc.	Influence	0.000	UnitedHealth Group Incorporated		5
		.0000	52-2102846				XLHealth Corporation	MD	NIA	United HealthCare Services, Inc.	Ownership	100.000	UnitedHealth Group Incorporated		
		.0000	98-1107695				XLHealth Corporation India Private Limited	IND	NIA	XLHealth Corporation	Ownership	99.998	UnitedHealth Group Incorporated		
		.0000	98-1107695				XLHealth Corporation India Private Limited	IND	NIA	UnitedHealth International, Inc.	Ownership	0.002	UnitedHealth Group Incorporated		
		.0000	46-3537245				XLHome Michigan, P.C.	MI	NIA	Physician(s) owned	Influence	0.000	UnitedHealth Group Incorporated		4
		.0000	45-5530241				XLHome Northeast, P.C.	NJ	NIA	Physician(s) owned	Influence	0.000	UnitedHealth Group Incorporated		4
		.0000	46-2931689				XLHome Oklahoma, Inc.	OK	NIA	Physician(s) owned	Influence	0.000	UnitedHealth Group Incorporated		4
		.0000	27-3543997				XLHome, P.C.	MD	NIA	Physician(s) owned	Influence	0.000	UnitedHealth Group Incorporated		4
		.0000	11-3764012				Your Health Options Insurance Services, Inc.	CA	NIA	PrimeCare Medical Network, Inc.	Ownership	100.000	UnitedHealth Group Incorporated		

Asterisk	Explanation
1	TBD - Majority and/or Minority or additional shareholder information will be disclosed in a future reporting period.
2	The remaining percentage is owned by either: 1) non-affiliated entity(ies), 2) external shareholders, 3) outside investors or 4) multiple sources.
3	Currently undergoing a liquidation procedure.
4	Represents a physician or physicians' owned entity, where the entity is deemed to be influenced by the ultimate owner.
5	Represents a minority-owned entity (with respect to the ultimate owner), where the ultimate owner is deemed to have influence over the entity.

16.29

# SUPPLEMENTAL EXHIBITS AND SCHEDULES INTERROGATORIES

The following supplemental reports are required to be filed as part of your statement filing. However, in the event that your company does not transact the type of business for which the special report must be filed, your response of NO to the specific interrogatory will be accepted in lieu of filing a "NONE" report and a bar code will be printed below. If the supplement is required of your company but is not being filed for whatever reason enter SEE EXPLANATION and provide an explanation following the interrogatory questions.

	Response
1. Will the Medicare Part D Coverage Supplement be filed with the state of domicile and the NAIC with this statement? .....	NO

Explanation:

1.

Bar Code:

1. Medicare Part D Coverage Supplement [Document Identifier 365]



**OVERFLOW PAGE FOR WRITE-INS**

Additional Write-ins for Assets Line 25

	Current Statement Date			4 Prior Year Net Admitted Assets
	1 Assets	2 Nonadmitted Assets	3 Net Admitted Assets (Cols. 1 - 2)	
2504. Miscellaneous Receivables .....	5	5	0	0
2505. State Taxes Receivable .....	0	0	0	2,626,379
2597. Summary of remaining write-ins for Line 25 from overflow page	5	5	0	2,626,379

**SCHEDULE A - VERIFICATION**

Real Estate

	1 Year to Date	2 Prior Year Ended December 31
1. Book/adjusted carrying value, December 31 of prior year .....		
2. Cost of acquired:		
2.1 Actual cost at time of acquisition .....		
2.2 Additional investment made after acquisition .....		
3. Current year change in encumbrances .....		
4. Total gain (loss) on disposals .....		
5. Deduct amounts received on disposals .....		
6. Total foreign exchange change in book/adjusted carrying value .....		
7. Deduct current year's other than temporary impairment recognized .....		
8. Deduct current year's depreciation .....		
9. Book/adjusted carrying value at the end of current period (Lines 1+2+3+4-5+6-7-8) .....		
10. Deduct total nonadmitted amounts .....		
11. Statement value at end of current period (Line 9 minus Line 10)		

**NONE**

**SCHEDULE B - VERIFICATION**

Mortgage Loans

	1 Year to Date	2 Prior Year Ended December 31
1. Book value/recorded investment excluding accrued interest, December 31 of prior year .....		
2. Cost of acquired:		
2.1 Actual cost at time of acquisition .....		
2.2 Additional investment made after acquisition .....		
3. Capitalized deferred interest and other .....		
4. Accrual of discount .....		
5. Unrealized valuation increase (decrease) .....		
6. Total gain (loss) on disposals .....		
7. Deduct amounts received on disposals .....		
8. Deduct amortization of premium and mortgage interest paid and commitment fees .....		
9. Total foreign exchange change in book value/recorded investment excluding accrued interest .....		
10. Deduct current year's other than temporary impairment recognized .....		
11. Book value/recorded investment excluding accrued interest at end of current period (Lines 1+2+3+4+5+6-7-8+9-10) .....		
12. Total valuation allowance .....		
13. Subtotal (Line 11 plus Line 12) .....		
14. Deduct total nonadmitted amounts .....		
15. Statement value at end of current period (Line 13 minus Line 14)		

**NONE**

**SCHEDULE BA - VERIFICATION**

Other Long-Term Invested Assets

	1 Year to Date	2 Prior Year Ended December 31
1. Book/adjusted carrying value, December 31 of prior year .....		
2. Cost of acquired:		
2.1 Actual cost at time of acquisition .....		
2.2 Additional investment made after acquisition .....		
3. Capitalized deferred interest and other .....		
4. Accrual of discount .....		
5. Unrealized valuation increase (decrease) .....		
6. Total gain (loss) on disposals .....		
7. Deduct amounts received on disposals .....		
8. Deduct amortization of premium and depreciation .....		
9. Total foreign exchange change in book/adjusted carrying value .....		
10. Deduct current year's other than temporary impairment recognized .....		
11. Book/adjusted carrying value at end of current period (Lines 1+2+3+4+5+6-7-8+9-10) .....		
12. Deduct total nonadmitted amounts .....		
13. Statement value at end of current period (Line 11 minus Line 12)		

**NONE**

**SCHEDULE D - VERIFICATION**

Bonds and Stocks

	1 Year to Date	2 Prior Year Ended December 31
1. Book/adjusted carrying value of bonds and stocks, December 31 of prior year .....	1,198,234,207	956,253,343
2. Cost of bonds and stocks acquired .....	496,500,291	475,741,312
3. Accrual of discount .....	1,284,351	796,245
4. Unrealized valuation increase (decrease) .....	158,380	220,468
5. Total gain (loss) on disposals .....	401,767	3,591
6. Deduct consideration for bonds and stocks disposed of .....	303,286,784	229,212,454
7. Deduct amortization of premium .....	4,578,178	5,560,776
8. Total foreign exchange change in book/adjusted carrying value .....	0	0
9. Deduct current year's other than temporary impairment recognized .....	0	7,522
10. Total investment income recognized as a result of prepayment penalties and/or acceleration fees .....	0	0
11. Book/adjusted carrying value at end of current period (Lines 1+2+3+4+5-6-7+8-9+10) .....	1,388,714,034	1,198,234,207
12. Deduct total nonadmitted amounts .....	0	0
13. Statement value at end of current period (Line 11 minus Line 12)	1,388,714,034	1,198,234,207



STATEMENT AS OF SEPTEMBER 30, 2019 OF THE UnitedHealthcare of Wisconsin, Inc.

**SCHEDULE D - PART 1B**

Showing the Acquisitions, Dispositions and Non-Trading Activity  
During the Current Quarter for all Bonds and Preferred Stock by NAIC Designation

NAIC Designation	1 Book/Adjusted Carrying Value Beginning of Current Quarter	2 Acquisitions During Current Quarter	3 Dispositions During Current Quarter	4 Non-Trading Activity During Current Quarter	5 Book/Adjusted Carrying Value End of First Quarter	6 Book/Adjusted Carrying Value End of Second Quarter	7 Book/Adjusted Carrying Value End of Third Quarter	8 Book/Adjusted Carrying Value December 31 Prior Year
<b>BONDS</b>								
1. NAIC 1 (a) .....	1,185,673,429	2,388,271,618	2,197,543,982	(13,458,720)	1,200,656,458	1,185,673,429	1,362,942,345	1,110,055,416
2. NAIC 2 (a) .....	159,875,754	35,613,513	18,921,108	13,529,361	140,143,182	159,875,754	190,097,520	156,259,662
3. NAIC 3 (a) .....	0	1,073,300	0	(1,073,300)	0	0	0	0
4. NAIC 4 (a) .....	0	0	0	0	0	0	0	0
5. NAIC 5 (a) .....	0	0	0	0	0	0	0	0
6. NAIC 6 (a) .....	0	0	0	0	0	0	0	0
7. Total Bonds	1,345,549,183	2,424,958,431	2,216,465,090	(1,002,659)	1,340,799,640	1,345,549,183	1,553,039,865	1,266,315,078
<b>PREFERRED STOCK</b>								
8. NAIC 1 .....	0	0	0	0	0	0	0	0
9. NAIC 2 .....	0	0	0	0	0	0	0	0
10. NAIC 3 .....	0	0	0	0	0	0	0	0
11. NAIC 4 .....	0	0	0	0	0	0	0	0
12. NAIC 5 .....	0	0	0	0	0	0	0	0
13. NAIC 6 .....	0	0	0	0	0	0	0	0
14. Total Preferred Stock	0	0	0	0	0	0	0	0
15. Total Bonds and Preferred Stock	1,345,549,183	2,424,958,431	2,216,465,090	(1,002,659)	1,340,799,640	1,345,549,183	1,553,039,865	1,266,315,078

(a) Book/Adjusted Carrying Value column for the end of the current reporting period includes the following amount of short-term and cash equivalent bonds by NAIC designation:

NAIC 1 \$ 159,058,668 ; NAIC 2 \$ 5,267,163 ; NAIC 3 \$ 0 ; NAIC 4 \$ 0 ; NAIC 5 \$ 0 ; NAIC 6 \$ 0

S102

**SCHEDULE DA - PART 1**

## Short-Term Investments

	1	2	3	4	5
	Book/Adjusted Carrying Value	Par Value	Actual Cost	Interest Collected Year-to-Date	Paid for Accrued Interest Year-to-Date
9199999 Totals	89,403,065	xxx	89,380,941	1,326,848	163,628

**SCHEDULE DA - VERIFICATION**

## Short-Term Investments

	1	2
	Year To Date	Prior Year Ended December 31
1. Book/adjusted carrying value, December 31 of prior year .....	68,080,871	104,908,006
2. Cost of short-term investments acquired .....	5,496,696,697	7,111,424,483
3. Accrual of discount .....	385,228	396,332
4. Unrealized valuation increase (decrease) .....	0	0
5. Total gain (loss) on disposals .....	0	(1,028)
6. Deduct consideration received on disposals .....	5,475,498,289	7,147,902,114
7. Deduct amortization of premium .....	261,442	744,808
8. Total foreign exchange change in book/adjusted carrying value .....	0	0
9. Deduct current year's other than temporary impairment recognized .....	0	0
10. Book/adjusted carrying value at end of current period (Lines 1+2+3+4+5-6-7+8-9) .....	89,403,065	68,080,871
11. Deduct total nonadmitted amounts .....	0	0
12. Statement value at end of current period (Line 10 minus Line 11)	89,403,065	68,080,871

Schedule DB - Part A - Verification - Options, Caps, Floors, Collars, Swaps and Forwards

**N O N E**

Schedule DB - Part B - Verification - Futures Contracts

**N O N E**

Schedule DB - Part C - Section 1 - Replication (Synthetic Asset) Transactions (RSATs) Open

**N O N E**

Schedule DB-Part C-Section 2-Reconciliation of Replication (Synthetic Asset) Transactions Open

**N O N E**

Schedule DB - Verification - Book/Adjusted Carrying Value, Fair Value and Potential Exposure of  
Derivatives

**N O N E**

**SCHEDULE E - PART 2 - VERIFICATION**

(Cash Equivalents)

	1	2
	Year To Date	Prior Year Ended December 31
1. Book/adjusted carrying value, December 31 of prior year .....	40,126,778	371,263,923
2. Cost of cash equivalents acquired .....	4,245,639,485	1,593,587,418
3. Accrual of discount .....	330,755	284,857
4. Unrealized valuation increase (decrease) .....	123	9,955
5. Total gain (loss) on disposals .....	45	(9,961)
6. Deduct consideration received on disposals .....	4,029,986,183	1,925,001,042
7. Deduct amortization of premium .....	6,464	8,372
8. Total foreign exchange change in book/adjusted carrying value .....	0	0
9. Deduct current year's other than temporary impairment recognized .....	0	0
10. Book/adjusted carrying value at end of current period (Lines 1+2+3+4+5-6-7+8-9) .....	256,104,539	40,126,778
11. Deduct total nonadmitted amounts .....	0	0
12. Statement value at end of current period (Line 10 minus Line 11)	256,104,539	40,126,778

Schedule A - Part 2 - Real Estate Acquired and Additions Made

**NONE**

Schedule A - Part 3 - Real Estate Disposed

**NONE**

Schedule B - Part 2 - Mortgage Loans Acquired and Additions Made

**NONE**

Schedule B - Part 3 - Mortgage Loans Disposed, Transferred or Repaid

**NONE**

Schedule BA - Part 2 - Other Long-Term Invested Assets Acquired and Additions Made

**NONE**

Schedule BA - Part 3 - Other Long-Term Invested Assets Disposed, Transferred or Repaid

**NONE**

STATEMENT AS OF SEPTEMBER 30, 2019 OF THE UnitedHealthcare of Wisconsin, Inc.

**SCHEDULE D - PART 3**

Show All Long-Term Bonds and Stock Acquired During the Current Quarter

1	2	3	4	5	6	7	8	9	10
CUSIP Identification	Description	Foreign	Date Acquired	Name of Vendor	Number of Shares of Stock	Actual Cost	Par Value	Paid for Accrued Interest and Dividends	NAIC Designation and Administrative Symbol/Market Indicator (a)
36179R-7H-6	GNMA Pool MA3596 MBS 3.000% 04/20/46		07/25/2019	TD Bank		1,467,707	1,433,877	3,465	1
36179S-B7-1	GNMA Pool MA3662 MBS 3.000% 05/20/46		07/25/2019	Nomura Securities		1,761,901	1,721,289	4,160	1
36179S-GK-7	GNMA Pool MA3802 MBS 3.000% 07/20/46		07/25/2019	Nomura Securities		844,789	844,856	2,042	1
912828-20-2	US Treasury Note 1.500% 08/15/20		07/15/2019	Morgan Stanley		4,875,691	4,900,000	30,659	1
912828-4W-7	US Treasury Note 2.750% 08/15/21		09/12/2019	CitiGroup		3,260,250	3,200,000	6,935	1
912828-6U-9	US Treasury Note 2.125% 05/15/22		08/13/2019	Bank of New York		314,602	310,000	1,629	1
912828-S7-6	US Treasury Note 1.125% 07/31/21		09/05/2019	Morgan Stanley		3,271,383	3,300,000	3,733	1
912828-WY-2	US Treasury Note 2.250% 07/31/21		07/05/2019	Goldman Sachs		6,448,250	6,400,000	62,851	1
912828-YC-8	US Treasury Note 1.500% 08/31/21		09/13/2019	Merrill Lynch		4,893,478	4,920,000	3,244	1
912828-YE-4	US Treasury Note 1.250% 08/31/24		09/25/2019	BNP Paribas Securities Corp		9,835,971	10,000,000	8,929	1
<b>0599999. Subtotal - Bonds - U.S. Governments</b>						36,994,022	37,030,022	127,647	XXX
13063D-PS-1	CALIFORNIA ST GO Cont Call 5.000% 10/01/30		09/06/2019	Jefferies and Company		3,284,919	2,475,000	0	1FE
<b>1799999. Subtotal - Bonds - U.S. States, Territories and Possessions</b>						3,284,919	2,475,000	0	XXX
072024-WR-9	BAY AREA CA TOLL Rev Bond MW 2.425% 04/01/26		09/20/2019	Merrill Lynch		1,395,000	1,395,000	0	1FE
186352-SJ-0	CLEVELAND OH ARP Rev Bond MW Call 2.592% 01/01/26		09/18/2019	Pershing		1,300,000	1,300,000	0	1FE
235036-4S-6	DALLAS-FORT WORT Rev Bond Cont Call 2.624% 11/01/31		08/08/2019	JP Morgan Chase		1,120,000	1,120,000	0	1FE
235036-4T-4	DALLAS-FORT WORT Rev Bond Cont Call 2.704% 11/01/32		08/08/2019	JP Morgan Chase		380,000	380,000	0	1FE
241064-EQ-3	DE KALB GA PRIV Rev Bond Call 5.000% 07/01/32		07/18/2019	Merrill Lynch		1,129,678	895,000	0	1FE
241064-ET-7	DE KALB GA PRIV Rev Bond Cont Call 5.000% 07/01/35		07/18/2019	Merrill Lynch		517,517	415,000	0	1FE
241064-EU-4	DE KALB GA PRIV Rev Bond Cont Call 5.000% 07/01/36		07/18/2019	Merrill Lynch		1,392,182	1,120,000	0	1FE
249182-LG-9	DENVER CITY & CN Rev Bond Cont Call 5.000% 12/01/35		07/10/2019	Barclays Group Inc.		1,599,444	1,320,000	7,517	1FE
3132AD-TZ-1	FHLMC Pool ZT1468 MBS 3.000% 11/01/46		08/28/2019	Credit Suisse		1,622,358	1,561,367	3,643	1
3132DM-A5-4	FHLMC Pool SC0028 MBS 3.000% 08/01/48		07/25/2019	Morgan Stanley		6,105,938	6,000,000	14,500	1
3132DM-A6-2	FHLMC Pool SD0029 MBS 3.000% 12/01/47		08/28/2019	Morgan Stanley		936,130	897,764	2,095	1
3132DM-A8-8	FHLMC Pool SD0031 MBS 3.000% 08/01/46		08/29/2019	Morgan Stanley		141,216	135,765	328	1
3132DM-CS-2	FHLMC Pool SD0081 MBS 3.000% 09/01/49		09/24/2019	Morgan Stanley		6,190,313	6,000,000	12,000	1
3132DV-KP-9	FHLMC Pool SC7502 MBS 3.500% 07/01/49		09/13/2019	CitiGroup		4,444,889	4,286,167	7,084	1
3132DV-KQ-7	FHLMC Pool SD7503 MBS 3.500% 08/01/49		09/24/2019	CitiGroup		11,497,567	11,000,811	25,669	1
31334X-5B-1	FHLMC Pool QA1742 MBS 3.000% 08/01/49		08/27/2019	Sun Trust		2,700,471	2,633,000	5,924	1
31334X-6B-0	FHLMC Pool QA1766 MBS 3.000% 08/01/49		08/27/2019	Sun Trust		990,754	966,000	2,174	1
31334X-KT-5	FHLMC Pool QA1206 MBS 3.000% 07/01/49		08/29/2019	CitiGroup		124,633	120,820	292	1
31334Y-TD-9	FHLMC Pool QA2348 MBS 3.000% 09/01/49		08/27/2019	Sun Trust		1,436,901	1,401,000	3,152	1
31334Y-VF-1	FHLMC Pool QA2414 MBS 3.000% 09/01/49		08/29/2019	Sun Trust		105,777	102,000	247	1
31334Y-VH-7	FHLMC Pool QA2416 MBS 3.000% 09/01/49		08/29/2019	Sun Trust		188,398	182,000	440	1
3140J9-L6-6	FNMA Pool BM4848 MBS 4.000% 12/01/43		07/11/2019	Goldman Sachs		2,188,316	2,052,048	2,508	1
3140QB-JE-9	FNMA Pool CA3860 MBS 3.500% 07/01/49		09/13/2019	Merrill Lynch		4,888,519	4,713,955	7,791	1
31417A-P6-0	FNMA Pool AB4044 MBS 3.500% 12/01/41		06/25/2019	JP Morgan Chase		(67,828)	(65,141)	(89)	1
36005F-DF-9	FULTON CNTY GA D Rev Bond Cont Call 5.000% 07/01/31		07/18/2019	Merrill Lynch		1,363,466	1,075,000	0	1FE
36005F-DJ-1	FULTON CNTY GA D Rev Bond Cont Call 5.000% 07/01/34		07/18/2019	Merrill Lynch		519,609	415,000	0	1FE
36005F-DL-6	FULTON CNTY GA D Rev Bond Cont Call 5.000% 07/01/36		07/18/2019	Merrill Lynch		578,004	465,000	0	1FE
402207-AD-6	GULF COAST TX IN Rev Bond Call 1.750% 11/01/41		09/27/2019	JP Morgan Chase		2,000,000	2,000,000	1,823	1FE
57584Y-TC-3	MASSACHUSETTS ST Rev Bond Cont Call 5.000% 07/01/33		07/17/2019	CitiGroup		221,614	180,000	0	1FE
57584Y-TD-1	MASSACHUSETTS ST Rev Bond Cont Call 5.000% 07/01/34		07/17/2019	CitiGroup		282,033	230,000	0	1FE
57584Y-TE-9	MASSACHUSETTS ST Rev Bond Cont Call 5.000% 07/01/35		07/17/2019	CitiGroup		421,349	345,000	0	1FE
575896-UT-0	MASSACHUSETTS ST Rev Bond Non Call 5.000% 07/01/27		07/11/2019	CitiGroup		2,299,265	1,865,000	0	1FE
65829Q-DN-1	NORTH CAROLINA S Rev Bond Cont Call 5.000% 05/01/31		07/10/2019	Barclays Group Inc.		3,188,860	2,495,000	5,198	1FE
66285W-ZL-3	N TX TOLLWAY AUT Rev Bond Non Call 5.000% 01/01/29		07/17/2019	Barclays Group Inc.		3,170,150	2,500,000	0	1FE
70917S-5B-5	PENNSYLVANIA ST Rev Bond Cont Call MW 2.565% 08/15/32		08/07/2019	Goldman Sachs		590,000	590,000	0	1FE
70917S-5C-3	PENNSYLVANIA ST Rev Bond Cont Call MW 2.615% 08/15/33		08/07/2019	Goldman Sachs		2,790,000	2,790,000	0	1FE
735389-G9-3	PORT OF SEATTLE Rev Bond Cont Call 5.000% 04/01/31		07/19/2019	Goldman Sachs		2,493,300	2,000,000	0	1FE
735389-H2-7	PORT OF SEATTLE Rev Bond Cont Call 5.000% 04/01/32		07/19/2019	Goldman Sachs		1,255,870	1,015,000	0	1FE
735389-H3-5	PORT OF SEATTLE Rev Bond Cont Call 5.000% 04/01/33		07/19/2019	Goldman Sachs		1,514,696	1,230,000	0	1FE
<b>3199999. Subtotal - Bonds - U.S. Special Revenues</b>						75,016,389	69,127,556	102,296	XXX
00115B-AB-3	AEPCT 2019-1 A2 AEPCT 2019-1 A2 ABS 2.294% 08/01/31		09/11/2019	Goldman Sachs Asset Management		539,999	540,000	0	1FE
00206R-DD-1	AT&T INC Corp Note Call MW 3.950% 01/15/25		09/26/2019	Merrill Lynch		2,137,840	2,000,000	16,458	2FE
025816-CG-2	AMERICAN EXPRESS Corp Note Call 2.500% 07/30/24		07/25/2019	RBC Capital Markets		1,425,395	1,430,000	0	1FE
03027X-AT-7	AMERICAN TOWER Corp Note Call MW 3.375% 05/15/24		09/26/2019	Morgan Stanley		1,040,250	1,000,000	18,281	2FE

E04

STATEMENT AS OF SEPTEMBER 30, 2019 OF THE UnitedHealthcare of Wisconsin, Inc.

**SCHEDULE D - PART 3**

Show All Long-Term Bonds and Stock Acquired During the Current Quarter

1	2	3	4	5	6	7	8	9	10
CUSIP Identification	Description	Foreign	Date Acquired	Name of Vendor	Number of Shares of Stock	Actual Cost	Par Value	Paid for Accrued Interest and Dividends	NAIC Designation and Administrative Symbol/Market Indicator (a)
037833-DP-2	APPLE INC Corp Note Call MW 2.200% 09/11/29		09/04/2019	Goldman Sachs		1,987,180	1,995,000	.0	1FE
05531F-BB-8	BB&T CORPORATION Corp Note Call 2.850% 10/26/24		09/26/2019	Jefferies and Company		1,026,640	1,000,000	12,192	1FE
05531F-BH-5	BB&T CORPORATION Corp Note Call MW 2.500% 08/01/24		09/26/2019	Merrill Lynch		1,008,770	1,000,000	4,236	1FE
06051G-BB-9	BANK OF AMER CRP Corp Note Call MW 2.151% 11/09/20		08/20/2019	Merrill Lynch		3,300,990	3,300,000	20,309	1FE
06051G-HV-4	BANK OF AMER CRP Corp Note Call MW 3.194% 07/23/30		07/18/2019	Merrill Lynch		1,445,000	1,445,000	.0	1FE
07335C-AF-1	Barclays Commc BBOCMS 2019-C4 A5 CMB5 2.919% 08/15/52		08/09/2019	Various		2,265,894	2,200,000	4,816	1FE
09256B-AL-1	BLACKSTONE HLDGS Corp Note Call MW Prv Plc 2.500% 01/10/30		09/03/2019	Morgan Stanley		1,836,452	1,860,000	.0	1FE
097023-CN-3	BOEING CO Corp Note Call MW 2.950% 02/01/30		07/29/2019	JP Morgan Chase		789,076	790,000	.0	1FE
11134L-AP-4	BRIDGEM CORP / FIN Corp Note Call MW 3.125% 01/15/25		09/26/2019	Merrill Lynch		1,987,400	2,000,000	13,021	2FE
125523-AG-5	CIGNA CORP Corp Note Call MW 4.125% 11/15/25		08/28/2019	Tax Free Exchange		1,016,333	1,017,000	12,003	2FE
12596W-AC-8	CSAIL Commercial CSAIL 2019-C16 A3 CMB5 3.329% 05/15/29		08/15/2019	Credit Suisse		1,081,914	1,000,000	1,665	1FE
12597B-AU-3	CSAIL COM MORTG TRUST CSAIL 2019-C17 A5 CMO 3.016% 08/01/31		09/17/2019	Credit Suisse		2,843,824	2,761,000	5,552	1FE
126650-CJ-7	CVS HEALTH CORP Corp Note Call MW 2.800% 07/20/20		07/18/2019	Wells Fargo		1,539,881	1,535,000	239	2FE
126650-DE-7	CVS HEALTH CORP Corp Note Call MW 2.625% 08/15/24		09/26/2019	JP Morgan Chase		1,003,720	1,000,000	3,281	2FE
14042R-NW-7	CAPITAL ONE NA Corp Note Call 2.150% 09/06/22		09/03/2019	Morgan Stanley		404,814	405,000	.0	2FE
144141-DA-3	DUKE ENERGY PROG Corp Note Call MW 3.000% 09/15/21		09/24/2019	US Bank		873,720	857,000	786	1FE
14913Q-3A-5	CATERPILLAR FINL Corp Note MW 1.900% 09/06/22		09/03/2019	Barclays Group Inc.		1,477,943	1,480,000	.0	1FE
161175-BQ-6	CHARTER COMM OPT Corp Note Call MW 4.500% 02/01/24		09/26/2019	Barclays Group Inc.		1,073,300	1,000,000	7,375	2FE
17325F-AL-2	CITIBANK NA Corp Note Call MW 2.850% 02/12/21		08/22/2019	CitiGroup		720,779	713,000	790	1FE
17328F-AW-5	Citigroup Commer CITIGROUP 2019-GC41 A5 CMB5 2.869% 08/10/56		08/05/2019	CitiGroup		2,265,991	2,200,000	3,331	1FE
174610-AR-6	CITIZENS FIN GRP Corp Note MW 2.850% 07/27/26		07/22/2019	Barclays Group Inc.		2,175,596	2,180,000	.0	2FE
20268J-AB-9	COMMONSPIRIT Corp Note Call MW 3.347% 10/01/29		08/07/2019	CitiGroup		1,748,000	1,748,000	.0	2FE
22822V-AN-1	CROWN CASTLE INT Corp Note Call MW 3.100% 11/15/29		08/01/2019	CitiGroup		374,291	375,000	.0	2FE
22945D-AG-8	CSAIL Commercial CSAIL 2019-C15 A4 CMB5 4.053% 03/15/52		08/15/2019	Credit Suisse		1,139,141	1,000,000	2,026	1FE
233851-DU-5	DAIMLER FINANCE Corp Note MW Prv Plc 2.550% 08/15/22		08/12/2019	Merrill Lynch		1,734,358	1,735,000	.0	1FE
24422E-JY-3	JOHN DEERE CAP Corp Note Non Call 2.800% 07/18/29		07/15/2019	Mitsubishi Bank LTD		942,264	943,000	.0	1FE
25466A-AG-4	DISCOVER BANK Corp Note Call 2.450% 09/12/24		09/09/2019	CitiGroup		1,894,204	1,895,000	.0	2FE
254687-FG-6	WALT DISNEY CO Corp Note Non Call 2.388% 09/01/21		09/03/2019	HSBC Securities Inc		652,000	652,000	.0	1FE
30231G-BB-7	EXXON MOBIL CORP Corp Note MW 1.902% 08/16/22		08/13/2019	Morgan Stanley		615,000	615,000	.0	1FE
30231G-BD-3	EXXON MOBIL CORP Corp Note Call MW 2.275% 08/16/26		08/13/2019	JP Morgan Chase		1,413,000	1,413,000	.0	1FE
31428X-BV-7	FEDEX CORP Corp Note Call 3.100% 08/05/29		07/22/2019	JP Morgan Chase		2,172,719	2,180,000	.0	2FE
316773-CX-6	FIFTH THIRD BANK Corp Note Call 3.650% 01/25/24		09/26/2019	Merrill Lynch		1,054,010	1,000,000	6,590	2FE
31677Q-BK-4	FIFTH THIRD BANK Corp Note Call 2.200% 10/30/20		08/05/2019	Toronto Dominion Sec		282,471	282,000	1,672	1FE
36144B-BD-4	GATX CORP Corp Note Call MW 4.350% 02/15/24		09/26/2019	Pierpont Securities LLC		1,069,620	1,000,000	5,438	2FE
38381X-FS-0	GOVERN NATL MORTG ASSOC GNR 2019-90 EA ABS 3.000% 04/20/49		07/26/2019	CitiGroup		3,064,688	3,000,000	7,500	1FE
40438D-AC-3	HPEFS Equipment HPEFS 2019-1A A3 ABS PRV PLC 2.210% 09/20/29		09/12/2019	Goldman Sachs		399,971	400,000	.0	1FE
438516-BW-5	HONEYWELL INTL Corp Note Call MW 2.300% 08/15/24		07/30/2019	JP Morgan Chase		1,995,860	2,000,000	.0	1FE
458140-AW-0	INTEL CORP Corp Note Call MW 1.700% 05/19/21		07/15/2019	Merrill Lynch		1,328,313	1,338,000	3,665	1FE
46647P-AH-9	JPMORGAN CHASE Corp Note Call MW 3.220% 03/01/25		09/26/2019	JP Morgan Chase		3,106,860	3,000,000	7,782	1FE
534187-BJ-7	LINCOLN NATL CRP Corp Note Call MW 3.050% 01/15/30		08/12/2019	Wachovia Bank		699,272	700,000	.0	2FE
548661-DD-6	LOWE'S COS INC Corp Note Call MW 3.125% 09/15/24		09/26/2019	Pershing		1,036,540	1,000,000	1,302	2FE
55336V-AS-9	MPLX LP Corp Note Call MW 4.800% 02/15/29		08/02/2019	Barclays Group Inc.		2,199,140	2,000,000	45,600	2FE
55336V-AY-6	MPLX LP Corp Note Call 3.500% 12/01/22		09/23/2019	Tax Free Exchange		299,390	300,000	3,267	2FE
617446-8J-1	MORGAN STANLEY Corp Note Call MW 2.720% 07/22/25		07/18/2019	Morgan Stanley		1,205,000	1,205,000	.0	1FE
61761J-VL-0	MORGAN STANLEY Corp Note MW 25BP 3.700% 10/23/24		09/26/2019	US Bank		1,059,760	1,000,000	16,136	1FE
61771M-AV-2	Morgan Stanley C MSC 2019-H7 A3 CMB5 3.005% 06/15/29		07/15/2019	Morgan Stanley		1,947,805	1,928,571	3,864	1FE
651639-AR-7	NEWMONT GOLDCORP Corp Note Call MW 3.625% 06/09/21		08/06/2019	Tax Free Exchange		306,963	305,000	1,751	2FE
65339K-AS-9	NEXTERA ENERGY Corp Note Non Call 2.403% 09/01/21		08/05/2019	Goldman Sachs		434,061	433,000	.0	2FE
655044-AP-0	NOBLE ENERGY INC Corp Note Call MW 3.850% 01/15/28		08/05/2019	HSBC Securities Inc		2,044,260	2,000,000	4,706	2FE
666807-BM-3	NORTHROP GRUMMAN Corp Note Call 2.930% 01/15/25		09/26/2019	CitiGroup		1,030,090	1,000,000	6,104	2FE
667274-AD-6	NORTHWELL HEALTH Corp Note Call MW 3.809% 11/01/49		09/17/2019	CitiGroup		2,500,000	2,500,000	.0	1FE
674599-CW-3	OCCIDENTAL PETE Corp Note Call MW 2.900% 08/15/24		08/06/2019	CitiGroup		1,286,326	1,288,000	.0	2FE
690742-AJ-0	OWENS CORNING Corp Note Call MW 3.950% 08/15/29		07/29/2019	Wachovia Bank		1,995,740	2,000,000	.0	2FE
69371R-O3-3	PACCAR FINL CORP Corp Note Non Call 2.000% 09/26/22		09/23/2019	Merrill Lynch		759,073	760,000	.0	1FE
70450Y-AC-7	PAYPAL HOLDING Corp Note Call MW 2.400% 10/01/24		09/19/2019	Goldman Sachs		709,567	710,000	.0	2FE
70450Y-AD-5	PAYPAL HOLDING Corp Note Call MW 2.650% 10/01/26		09/19/2019	Goldman Sachs Asset Management		673,326	675,000	.0	2FE
709599-BG-8	PENSKIE TRUCK LE Corp Note Call MW Prv Plc 2.700% 11/01/24		09/10/2019	Wachovia Bank		498,965	500,000	.0	2FE
713448-DX-3	PEPSICO INC Corp Note Call MW 2.000% 04/15/21		07/15/2019	Goldman Sachs		2,192,042	2,197,000	11,229	1FE

STATEMENT AS OF SEPTEMBER 30, 2019 OF THE UnitedHealthcare of Wisconsin, Inc.

**SCHEDULE D - PART 3**

Show All Long-Term Bonds and Stock Acquired During the Current Quarter

1	2	3	4	5	6	7	8	9	10
CUSIP Identification	Description	Foreign	Date Acquired	Name of Vendor	Number of Shares of Stock	Actual Cost	Par Value	Paid for Accrued Interest and Dividends	NAIC Designation and Administrative Symbol/Market Indicator (a)
760759-AU-4	REPUBLIC SVCS Corp Note Call MW 2.500% 08/15/24		07/29/2019	JP Morgan Chase		651,955	653,000	0	2FE
776743-AH-9	ROPER TECHNOLOGI Corp Note Call MW 2.350% 09/15/24		08/19/2019	JP Morgan Chase		354,343	355,000	0	2FE
78355H-KN-8	RYDER SYSTEM INC Corp Note Call MW 2.500% 09/01/24		08/01/2019	US Bank		124,899	125,000	0	2FE
824348-BJ-4	SHERWIN-WILLIAMS Corp Note Call MW 2.950% 08/15/29		08/12/2019	CitiGroup		598,002	600,000	0	2FE
87165B-AQ-6	SYNCHRONY FINANC Corp Note Call MW 2.850% 07/25/22		07/22/2019	Morgan Stanley		729,540	730,000	0	2FE
882508-BG-8	TEXAS INSTRUMENT Corp Note Call MW 2.250% 09/04/29		08/26/2019	Merrill Lynch		264,176	265,000	0	1FE
883556-BZ-4	THERMO FISHER Corp Note Call MW 2.600% 10/01/29		09/24/2019	Merrill Lynch		1,358,110	1,360,000	0	2FE
90932M-AA-3	UNTD AIR 19-2 A Corp Note MW 2.900% 05/01/28		09/03/2019	Credit Suisse		440,000	440,000	0	1FE
911312-BT-2	UNITED PARCEL Corp Note Call 2.200% 09/01/24		08/13/2019	Morgan Stanley		294,746	295,000	0	1FE
92277G-AU-1	VENTAS REALTY LP Corp Note Call MW 3.000% 01/15/30		08/12/2019	JP Morgan Chase		557,234	560,000	0	2FE
92343V-EU-4	VERIZON COMM INC Corp Note Call MW 4.016% 12/03/29		09/10/2019	Tax Free Exchange		1,075,260	1,078,000	11,665	2FE
927804-FS-8	VIRGINIA EL&PWIR Corp Note Call MW 3.100% 05/15/25		09/26/2019	Mitsubishi Bank LTD		1,044,100	1,000,000	11,625	1FE
92826C-AB-8	VISA INC Corp Note Call MW 2.200% 12/14/20		07/01/2019	Wells Fargo		1,367,976	1,365,000	1,585	1FE
928668-AW-2	VOLKSWAGEN GRP Corp Note Non Call Prv Plc 2.995% 09/24/21		09/19/2019	Merrill Lynch		1,012,000	1,012,000	0	2FE
928668-AZ-5	VOLKSWAGEN GRP Corp Note MW Prv Plc 2.700% 09/26/22		09/19/2019	Merrill Lynch		299,899	300,000	0	2FE
94974B-GA-2	WELLS FARGO CO Corp Note Non Call 3.300% 09/09/24		09/26/2019	Pershing		1,566,960	1,500,000	2,888	1FE
94988J-5Z-6	WELLS FARGO BANK Corp Note Call 2.762% 09/09/22		09/04/2019	Wachovia Bank		1,280,000	1,280,000	0	1FE
94988J-6A-0	WELLS FARGO BANK Corp Note Call 2.082% 09/09/22		09/04/2019	Wachovia Bank		1,280,000	1,280,000	0	1FE
95040Q-AJ-3	WELLTOWER INC Corp Note Call MW 3.100% 01/15/30		08/08/2019	Goldman Sachs Asset Management		588,914	590,000	0	2FE
02665W-DC-2	AMERICAN HONDA F Corp Note MW 2.050% 01/10/23	C.	09/05/2019	Mizuho Investor Sec Co		1,884,303	1,885,000	0	1FE
53944Y-AK-9	LLOYDS BK GR PLC Corp Note Call 2.858% 03/17/23	D.	09/10/2019	Morgan Stanley		1,400,000	1,400,000	0	1FE
606822-BJ-2	MITSUBI UFJ FIN Corp Note Non Call 2.801% 07/18/24	D.	09/26/2019	Morgan Stanley		1,017,060	1,000,000	5,602	1FE
74977R-DF-8	COOPERATIVE RAB Corp Note Non Call Prv Plc 2.625% 07/22/24	D.	07/15/2019	Goldman Sachs		1,190,173	1,193,000	0	1FE
86562M-BT-6	SUMITOMO MITSUI Corp Note Non Call 2.448% 09/27/24	D.	09/24/2019	Pershing		1,059,995	1,060,000	0	1FE
3899999	Subtotal - Bonds - Industrial and Miscellaneous (Unaffiliated)					106,572,426	105,111,571	286,332	XXX
8399997	Total - Bonds - Part 3					221,867,756	213,744,149	516,275	XXX
8399998	Total - Bonds - Part 5					XXX	XXX	XXX	XXX
8399999	Total - Bonds					221,867,756	213,744,149	516,275	XXX
8999997	Total - Preferred Stocks - Part 3					0	XXX	0	XXX
8999998	Total - Preferred Stocks - Part 5					XXX	XXX	XXX	XXX
8999999	Total - Preferred Stocks					0	XXX	0	XXX
9799997	Total - Common Stocks - Part 3					0	XXX	0	XXX
9799998	Total - Common Stocks - Part 5					XXX	XXX	XXX	XXX
9799999	Total - Common Stocks					0	XXX	0	XXX
9899999	Total - Preferred and Common Stocks					0	XXX	0	XXX
9999999	Totals					221,867,756	XXX	516,275	XXX

(a) For all common stock bearing the NAIC market indicator "U" provide: the number of such issues .....0



STATEMENT AS OF SEPTEMBER 30, 2019 OF THE UnitedHealthcare of Wisconsin, Inc.

**SCHEDULE D - PART 4**

Show All Long-Term Bonds and Stock Sold, Redeemed or Otherwise Disposed of During the Current Quarter

1	2	3	4	5	6	7	8	9	10	Change In Book/Adjusted Carrying Value					16	17	18	19	20	21	22
										11	12	13	14	15							
CUSIP Identification	Description	Foreign	Disposal Date	Name of Purchaser	Number of Shares of Stock	Consideration	Par Value	Actual Cost	Prior Year Book/Adjusted Carrying Value	Unrealized Valuation Increase/(Decrease)	Current Year's (Amortization)/Accretion	Current Year's Other Than Temporary Impairment Recognized	Total Change in Book/Adjusted Carrying Value (11 + 12 - 13)	Total Foreign Exchange Change in Book /Adjusted Carrying Value	Book/Adjusted Carrying Value at Disposal Date	Foreign Exchange Gain (Loss) on Disposal	Realized Gain (Loss) on Disposal	Total Gain (Loss) on Disposal	Bond Interest/Stock Dividends Received During Year	Stated Contractual Maturity Date	NAIC Designation and Administrative Symbol /Market Indicator (a)
36179M-X4-7	GNMA Pool G2 MA0699 MBS 3.500% 01/20/43		09/01/2019	Paydown		152,562	152,562	161,203	160,854	.0	(8,292)	.0	(8,292)	.0	152,562	.0	.0	.0	3,572	01/20/2043	1
36179Q-JS-1	GNMA Pool MA2073 MBS 3.500% 07/20/44		09/01/2019	Paydown		208,408	208,408	217,818	217,660	.0	(9,252)	.0	(9,252)	.0	208,408	.0	.0	.0	4,885	07/20/2044	1
36179R-7H-6	GNMA Pool MA3596 MBS 3.000% 04/20/46		09/01/2019	Paydown		52,694	52,694	53,937	.0	.0	(1,243)	.0	(1,243)	.0	52,694	.0	.0	.0	200	04/20/2046	1FE
36179S-B7-1	GNMA Pool MA3662 MBS 3.000% 05/20/46		09/01/2019	Paydown		65,254	65,254	66,794	.0	.0	(1,540)	.0	(1,540)	.0	65,254	.0	.0	.0	247	05/20/2046	1FE
36179S-GK-7	GNMA Pool MA3902 MBS 3.000% 07/20/46		09/01/2019	Paydown		31,688	31,688	32,436	.0	.0	(748)	.0	(748)	.0	31,688	.0	.0	.0	118	07/20/2046	1FE
36181C-CF-3	GNMA Pool AE8170 MBS 4.000% 02/15/44		09/01/2019	Paydown		64,321	64,321	69,185	69,019	.0	(4,696)	.0	(4,696)	.0	64,321	.0	.0	.0	1,774	02/15/2044	1
36181C-K8-0	GNMA Pool AE8419 MBS 4.000% 06/15/44		09/01/2019	Paydown		100,720	100,720	108,730	108,434	.0	(7,714)	.0	(7,714)	.0	100,720	.0	.0	.0	2,596	06/15/2044	1
36184C-SB-2	GNMA Pool AL5914 MBS 3.500% 03/15/45		09/01/2019	Paydown		210,846	210,846	223,496	223,103	.0	(12,257)	.0	(12,257)	.0	210,846	.0	.0	.0	4,902	03/15/2045	1
36202F-LN-4	GNMA Pool 4833 SF MBS 4.000% 10/20/40		09/01/2019	Paydown		132,084	132,084	141,130	141,526	.0	(9,046)	.0	(9,046)	.0	132,084	.0	.0	.0	3,539	10/20/2040	1
3622A2-RN-4	GNMA Pool 784093 MBS 5.000% 06/15/40		09/01/2019	Paydown		148,959	148,959	164,693	164,186	.0	(15,226)	.0	(15,226)	.0	148,959	.0	.0	.0	5,045	06/15/2040	1
3622A2-Z8-8	GNMA Pool 784367 MBS 4.000% 03/15/44		09/01/2019	Paydown		145,089	145,089	154,134	153,903	.0	(8,815)	.0	(8,815)	.0	145,089	.0	.0	.0	3,816	03/15/2044	1
38381B-C3-6	GNMA GNR 2019-5 PB RMBS 3.500% 11/20/47		09/01/2019	Paydown		21,518	21,518	21,576	.0	.0	(59)	.0	(59)	.0	21,518	.0	.0	.0	442	11/20/2047	1
912828-ZB-5	US Treasury Note 0.750% 08/15/19		08/15/2019	Maturity		2,450,000	2,450,000	2,407,029	2,424,150	.0	25,850	.0	25,850	.0	2,450,000	.0	.0	.0	18,375	08/15/2019	1
912828-ZG-4	US Treasury Note 0.875% 09/15/19		09/15/2019	Maturity		3,680,000	3,680,000	3,616,372	3,638,959	.0	41,041	.0	41,041	.0	3,680,000	.0	.0	.0	32,200	09/15/2019	1
912828-4Z-0	US Treasury Bill 2.750% 08/31/25		08/06/2019	SG Cowen and Company		13,878,971	13,000,000	12,765,443	12,772,830	.0	19,456	.0	19,456	.0	12,792,286	.0	1,086,686	1,086,686	334,185	08/31/2025	1
912828-08-0	US Treasury Note 1.625% 08/31/19		08/31/2019	Maturity		3,650,000	3,650,000	3,616,637	3,628,735	.0	21,265	.0	21,265	.0	3,650,000	.0	.0	.0	59,313	08/31/2019	1
912828-F3-9	US Treasury Note 1.750% 09/30/19		09/30/2019	Maturity		2,000,000	2,000,000	1,982,813	1,987,582	.0	12,418	.0	12,418	.0	2,000,000	.0	.0	.0	35,000	09/30/2019	1
912828-LJ-7	US Treasury Note 3.625% 08/15/19		08/15/2019	Maturity		300,000	300,000	304,661	304,461	.0	(4,461)	.0	(4,461)	.0	300,000	.0	.0	.0	10,875	08/15/2019	1
912828-S4-3	US Treasury Note 0.750% 07/15/19		07/15/2019	Maturity		3,700,000	3,700,000	3,639,152	3,668,142	.0	31,858	.0	31,858	.0	3,700,000	.0	.0	.0	27,750	07/15/2019	1
0599999	<b>Subtotal - Bonds - U.S. Governments</b>					30,993,114	30,114,143	29,773,630	29,663,148	0	68,537	0	68,537	0	29,906,429	0	1,086,686	1,086,686	548,834	XXX	XXX
12593C-AE-1	CPPIB CAPITAL INC Note Non Call Prv Plc 1.250% 09/20/19	A	09/20/2019	Maturity		2,865,000	2,865,000	2,857,035	2,863,072	.0	1,928	.0	1,928	.0	2,865,000	0	0	0	35,813	09/20/2019	1FE
1099999	<b>Subtotal - Bonds - All Other Governments</b>					2,865,000	2,865,000	2,857,035	2,863,072	0	1,928	0	1,928	0	2,865,000	0	0	0	35,813	XXX	XXX
592112-EP-7	MET GOVT NASHVIL GO Non Call 5.000% 07/01/19		07/01/2019	Maturity		550,000	550,000	637,747	555,502	.0	(5,502)	.0	(5,502)	.0	550,000	.0	.0	.0	27,500	07/01/2019	1FE
2499999	<b>Subtotal - Bonds - U.S. Political Subdivisions of States, Territories and Possessions</b>					550,000	550,000	637,747	555,502	0	(5,502)	0	(5,502)	0	550,000	0	0	0	27,500	XXX	XXX
3128M1-FG-9	FHLMC Pool G12067 MBS 5.500% 05/01/21		09/01/2019	Paydown		3,023	3,023	3,064	3,033	.0	(10)	.0	(10)	.0	3,023	.0	.0	.0	110	05/01/2021	1
3128M1-KB-4	FHLMC Pool G12190 MBS 5.500% 04/01/21		09/01/2019	Paydown		2,633	2,633	2,670	2,642	.0	(9)	.0	(9)	.0	2,633	.0	.0	.0	96	04/01/2021	1
3128M1-08-5	FHLMC Pool G12379 MBS 4.500% 06/01/21		09/01/2019	Paydown		3,907	3,907	3,795	3,864	.0	43	.0	43	.0	3,907	.0	.0	.0	116	06/01/2021	1
3128M1-TL-3	FHLMC Pool G12455 MBS 5.500% 10/01/21		09/01/2019	Paydown		3,524	3,524	3,521	3,518	.0	6	.0	6	.0	3,524	.0	.0	.0	128	10/01/2021	1
3128M1-JR-7	FHLMC Pool G13672 MBS 5.000% 12/01/21		09/01/2019	Paydown		12,648	12,648	13,524	12,992	.0	(344)	.0	(344)	.0	12,648	.0	.0	.0	421	12/01/2021	1
3128M1-KN-7	FHLMC Pool G16401 MBS 3.000% 01/01/33		09/01/2019	Paydown		121,652	121,652	120,716	120,728	.0	924	.0	924	.0	121,652	.0	.0	.0	2,980	01/01/2033	1
3128M1-FU-4	FHLMC Pool G16599 MBS 3.000% 07/01/33		09/01/2019	Paydown		132,284	132,284	131,405	131,426	.0	857	.0	857	.0	132,284	.0	.0	.0	2,614	07/01/2033	1
3128M1-JN-8	FHLMC Pool G08804 MBS 3.500% 03/01/48		09/01/2019	Paydown		98,379	98,379	96,896	96,902	.0	1,477	.0	1,477	.0	98,379	.0	.0	.0	2,944	03/01/2048	1
3128M1-UX-6	FHLMC Pool G08597 MBS 3.500% 07/01/44		09/01/2019	Paydown		21,487	21,487	22,018	21,982	.0	(494)	.0	(494)	.0	21,487	.0	.0	.0	509	07/01/2044	1
3128M1-K2-8	FHLMC Pool G18312 MBS 4.000% 06/01/24		09/01/2019	Paydown		19,282	19,282	20,596	20,072	.0	(790)	.0	(790)	.0	19,282	.0	.0	.0	515	06/01/2024	1
3128PQ-Z5-3	FHLMC Pool J11664 MBS 4.000% 02/01/25		09/01/2019	Paydown		7,734	7,734	8,086	7,925	.0	(191)	.0	(191)	.0	7,734	.0	.0	.0	206	02/01/2025	1
3132AD-TZ-1	FHLMC Pool ZT1468 MBS 3.000% 11/01/46		09/01/2019	Paydown		23,017	23,017	23,916	23,916	.0	(899)	.0	(899)	.0	23,017	.0	.0	.0	58	11/01/2046	1FE
3132DM-A5-4	FHLMC Pool SC0028 MBS 3.000% 08/01/48		09/01/2019	Paydown		202,695	202,695	206,274	.0	.0	(3,579)	.0	(3,579)	.0	202,695	.0	.0	.0	654	08/01/2048	1FE
3132DM-A6-2	FHLMC Pool SD0029 MBS 3.000% 12/01/47		09/01/2019	Paydown		16,623	16,623	17,333	.0	.0	(710)	.0	(710)	.0	16,623	.0	.0	.0	42	12/01/2047	1
3132DM-A8-8	FHLMC Pool SD0031 MBS 3.000% 08/01/46		09/01/2019	Paydown		1,747	1,747	1,817	.0	.0	(70)	.0	(70)	.0	1,747	.0	.0	.0	4	08/01/2046	1
3132H4-CQ-2	FHLMC Pool U90979 MBS 3.500% 07/01/42		09/01/2019	Paydown		273,793	273,793	284,038	.0	.0	(10,246)	.0	(10,246)	.0	273,793	.0	.0	.0	1,444	07/01/2042	1
3132H7-DU-5	FHLMC Pool U99114 MBS 3.500% 02/01/44		09/01/2019	Paydown		161,980	161,980	168,054	.0	.0	(6,074)	.0	(6,074)	.0	161,980	.0	.0	.0	977	02/01/2044	1
3132L8-SW-8	FHLMC Pool V83233 MBS 4.000% 06/01/47		09/01/2019	Paydown		51,385	51,385	53,063	53,031	.0	(1,647)	.0	(1,647)	.0	51,385	.0	.0	.0	1,389	06/01/2047	1
3132XT-BH-0	FHLMC Pool Q50939 MBS 3.500% 09/01/47		09/01/2019	Paydown		71,783	71,783	71,373	71,373	.0	406	.0	406	.0	71,783	.0	.0	.0	1,790	09/01/2047	1
3132YU-FH-3	FHLMC Pool Q51967 MBS 3.500% 11/01/47		09/01/2019	Paydown		12,887	12,887	12,695	12,696	.0	190	.0	190	.0	12,887	.0	.0	.0	318	11/01/2047	1
31334X-SB-1	FHLMC Pool QA1742 MBS 3.000% 08/01/49		09/01/2019	Paydown		25,760	25,760	26,420	.0	.0	(660)	.0	(660)	.0	25,760	.0	.0	.0	64	08/01/2049	1FE
31334X-BB-0	FHLMC Pool QA1766 MBS 3.000% 08/01/49		09/01/2019	Paydown		11,686	11,686	11,985	.0	.0	(299)	.0	(299)	.0	11,686	.0	.0	.0	29	08/01/2049	1FE
31334X-KT-5	FHLMC Pool QA1206 MBS 3.000% 07/01/49		09/01/2019	Paydown		235	235	242	.0	.0	(7)	.0	(7)	.0	235	.0	.0	.0	1	07/01/2049	1
31334Y-TD-9	FHLMC Pool QA2348 MBS 3.000% 09/01/49		09/01/2019	Paydown		1,606	1,606	1,647	.0	.0	(41)										

STATEMENT AS OF SEPTEMBER 30, 2019 OF THE UnitedHealthcare of Wisconsin, Inc.

**SCHEDULE D - PART 4**

Show All Long-Term Bonds and Stock Sold, Redeemed or Otherwise Disposed of During the Current Quarter

1	2	3	4	5	6	7	8	9	10	Change In Book/Adjusted Carrying Value					16	17	18	19	20	21	22
										11	12	13	14	15							
CUSIP Identification	Description	Foreign	Disposal Date	Name of Purchaser	Number of Shares of Stock	Consideration	Par Value	Actual Cost	Prior Year Book/Adjusted Carrying Value	Unrealized Valuation Increase/(Decrease)	Current Year's (Amortization)/Accretion	Current Year's Other Than Temporary Impairment Recognized	Total Change in Book/Adjusted Carrying Value (11 + 12 - 13)	Total Foreign Exchange Change in Book /Adjusted Carrying Value	Book/Adjusted Carrying Value at Disposal Date	Foreign Exchange Gain (Loss) on Disposal	Realized Gain (Loss) on Disposal	Total Gain (Loss) on Disposal	Bond Interest/Stock Dividends Received During Year	Stated Contractual Maturity Date	NAIC Designation and Administrative Symbol /Market Indicator (a)
3136AA-LT-0	FNMA FNR 2012-139 JA RMBS 3.500% 12/25/42		09/01/2019	Paydown		123,841	123,841	122,835	122,854	.0	.987	.0	.987	.0	123,841	.0	.0	.0	2,876	12/25/2042	1
3136AC-RC-7	FNMA FNR 2013-15 QD RMBS 3.000% 12/25/38		09/01/2019	Paydown		34,877	34,877	36,665	.0	(640)	.0	(640)	.0	34,877	.0	.0	.0	.697	12/25/2038	1	
3136B3-MW-7	FNMA FNR 2018-84 CA RMBS 4.000% 11/25/45		09/01/2019	Paydown		24,698	24,698	25,053	25,046	.0	(349)	.0	(349)	.0	24,698	.0	.0	.0	.661	11/25/2045	1
31371L-VN-5	FNMA Pool 255453 MBS 5.000% 11/01/19		09/01/2019	Paydown		2,578	2,578	2,680	2,583	.0	(5)	.0	(5)	.0	2,578	.0	.0	.0	.85	11/01/2019	1
31376K-SL-1	FNMA Pool 357923 MBS 5.000% 08/01/20		09/01/2019	Paydown		3,594	3,594	3,543	3,572	.0	.22	.0	.22	.0	3,594	.0	.0	.0	.117	08/01/2020	1
3137AX-ZM-8	FHLMC FHR 4150 BU CMBS 4.000% 02/15/42		09/01/2019	Paydown		30,208	30,208	32,653	31,600	.0	(1,992)	.0	(1,992)	.0	30,208	.0	.0	.0	.814	02/15/2042	1
3137FE-SS-0	FHLMC MF Pool 4767 MBS 3.500% 08/15/46		09/01/2019	Paydown		49,081	49,081	48,866	48,867	.0	.214	.0	.214	.0	49,081	.0	.0	.0	.148	08/15/2046	1
3138A4-Y5-8	FNMA Pool AH3431 MBS 3.500% 01/01/26		09/01/2019	Paydown		44,729	44,729	45,063	44,890	.0	(161)	.0	(161)	.0	44,729	.0	.0	.0	.105	01/01/2026	1
3138AW-NM-1	FNMA Pool AJ4895 MBS 4.000% 01/01/42		09/01/2019	Paydown		52,769	52,769	55,856	55,769	.0	(3,000)	.0	(3,000)	.0	52,769	.0	.0	.0	1,455	01/01/2042	1
3138EO-SF-7	FNMA Pool AJ7717 MBS 3.000% 12/01/26		09/01/2019	Paydown		13,937	13,937	14,366	14,204	.0	(267)	.0	(267)	.0	13,937	.0	.0	.0	.280	12/01/2026	1
3138EH-BN-1	FNMA Pool AL0944 MBS 3.000% 11/01/26		09/01/2019	Paydown		46,151	46,151	47,885	47,235	.0	(1,085)	.0	(1,085)	.0	46,151	.0	.0	.0	.936	11/01/2026	1
3138EJ-YZ-6	FNMA Pool AL2495 MBS 4.000% 03/01/42		09/01/2019	Paydown		54,902	54,902	58,453	58,244	.0	(3,342)	.0	(3,342)	.0	54,902	.0	.0	.0	1,500	03/01/2042	1
3138EK-ZD-6	FNMA Pool AL3471 MBS 4.000% 12/01/42		09/01/2019	Paydown		156,461	156,461	165,818	165,453	.0	(8,998)	.0	(8,998)	.0	156,461	.0	.0	.0	4,161	12/01/2042	1
3138EQ-FH-0	FNMA Pool AL7367 MBS 4.500% 01/01/42		09/01/2019	Paydown		39,343	39,343	42,632	42,453	.0	(3,109)	.0	(3,109)	.0	39,343	.0	.0	.0	1,229	01/01/2042	1
3138ER-RA-4	FNMA Pool AL9506 MBS 3.000% 11/01/46		09/01/2019	Paydown		81,444	81,444	80,604	80,626	.0	.818	.0	.818	.0	81,444	.0	.0	.0	1,603	11/01/2046	1
3138ER-UC-2	FNMA Pool AL9578 MBS 4.000% 06/01/45		09/01/2019	Paydown		81,528	81,528	86,388	86,281	.0	(4,753)	.0	(4,753)	.0	81,528	.0	.0	.0	2,225	06/01/2045	1
3138ET-BA-3	FNMA Pool AL8132 MBS 4.000% 01/01/43		09/01/2019	Paydown		56,156	56,156	60,078	59,878	.0	(3,722)	.0	(3,722)	.0	56,156	.0	.0	.0	1,554	01/01/2043	1
3138M5-UE-7	FNMA Pool AP2380 MBS 3.500% 07/01/42		09/01/2019	Paydown		24,739	24,739	26,255	26,090	.0	(1,351)	.0	(1,351)	.0	24,739	.0	.0	.0	.615	07/01/2042	1
3138MK-AP-8	FNMA Pool AQ4429 MBS 3.500% 11/01/42		09/01/2019	Paydown		17,728	17,728	18,639	18,574	.0	(846)	.0	(846)	.0	17,728	.0	.0	.0	.412	11/01/2042	1
3138NV-TV-2	FNMA Pool AS0563 MBS 4.500% 09/01/43		09/01/2019	Paydown		19,649	19,649	20,944	20,851	.0	(1,202)	.0	(1,202)	.0	19,649	.0	.0	.0	.594	09/01/2043	1
3138WA-GA-9	FNMA Pool AS1092 MBS 4.000% 11/01/43		09/01/2019	Paydown		315,565	315,565	334,844	.0	(19,279)	.0	(19,279)	.0	315,565	.0	.0	.0	2,155	11/01/2043	1	
3138WE-VY-2	FNMA Pool AS5130 MBS 3.500% 06/01/45		09/01/2019	Paydown		154,634	154,634	162,148	161,780	.0	(7,146)	.0	(7,146)	.0	154,634	.0	.0	.0	3,649	06/01/2045	1
3138WG-LA-0	FNMA Pool AS6620 MBS 3.500% 02/01/46		09/01/2019	Paydown		44,341	44,341	46,592	46,488	.0	(2,147)	.0	(2,147)	.0	44,341	.0	.0	.0	1,082	02/01/2046	1
3138WH-KJ-0	FNMA Pool AS7496 MBS 3.000% 07/01/46		09/01/2019	Paydown		91,146	91,146	90,797	90,801	.0	.344	.0	.344	.0	91,146	.0	.0	.0	1,825	07/01/2046	1
3138WH-LN-0	FNMA Pool AS7532 MBS 3.000% 07/01/46		09/01/2019	Paydown		86,624	86,624	86,292	86,297	.0	.327	.0	.327	.0	86,624	.0	.0	.0	1,675	07/01/2046	1
3138X0-MT-2	FNMA Pool AU1269 MBS 3.000% 07/01/28		09/01/2019	Paydown		39,141	39,141	40,214	39,913	.0	(772)	.0	(772)	.0	39,141	.0	.0	.0	.803	07/01/2028	1
3138XP-RC-9	FNMA Pool AIW0482 MBS 4.000% 02/01/44		09/01/2019	Paydown		41,360	41,360	43,419	43,272	.0	(1,912)	.0	(1,912)	.0	41,360	.0	.0	.0	1,102	02/01/2044	1
3138XS-GJ-1	FNMA Pool AIW3572 MBS 2.846% 07/01/44		09/01/2019	Paydown		41,333	41,333	42,883	42,847	.0	(1,514)	.0	(1,514)	.0	41,333	.0	.0	.0	.739	07/01/2044	1
3138XT-AS-4	FNMA Pool AIW3616 MBS 4.000% 06/01/44		09/01/2019	Paydown		204,898	204,898	217,352	.0	(12,454)	.0	(12,454)	.0	204,898	.0	.0	.0	1,239	06/01/2044	1	
3138YV-6F-1	FNMA Pool AZ4469 MBS 3.500% 08/01/45		09/01/2019	Paydown		70,084	70,084	72,580	72,447	.0	(2,364)	.0	(2,364)	.0	70,084	.0	.0	.0	1,574	08/01/2045	1
3140ZR-JZ-3	FNMA Pool 735680 MBS 5.000% 06/01/20		09/01/2019	Paydown		3,110	3,110	3,234	3,132	.0	(22)	.0	(22)	.0	3,110	.0	.0	.0	.102	06/01/2020	1
3140ZM-P3-3	FNMA Pool 834842 MBS 5.000% 12/01/20		09/01/2019	Paydown		3,547	3,547	3,510	3,528	.0	.19	.0	.19	.0	3,547	.0	.0	.0	.108	12/01/2020	1
3140ZY-4Z-9	FNMA Pool 845140 MBS 5.000% 01/01/21		09/01/2019	Paydown		5,922	5,922	5,866	5,891	.0	.31	.0	.31	.0	5,922	.0	.0	.0	.197	01/01/2021	1
3140ZE-VN-9	FNMA Pool 849421 MBS 5.000% 11/01/20		09/01/2019	Paydown		792	792	784	788	.0	.4	.0	.4	.0	792	.0	.0	.0	.26	11/01/2020	1
3140BG-GU-5	FNMA Pool 850811 MBS 5.500% 12/01/20		09/01/2019	Paydown		5,496	5,496	5,496	5,496	.0	.0	.0	.0	.0	5,496	.0	.0	.0	.203	12/01/2020	1
3140E7-PC-8	FNMA Pool BA3118 MBS 3.500% 02/01/46		09/01/2019	Paydown		76,616	76,616	80,590	80,409	.0	(3,793)	.0	(3,793)	.0	76,616	.0	.0	.0	1,982	02/01/2046	1
3140E7-PD-6	FNMA Pool BA3119 MBS 3.500% 02/01/46		09/01/2019	Paydown		12,074	12,074	12,674	12,647	.0	(573)	.0	(573)	.0	12,074	.0	.0	.0	.283	02/01/2046	1
3140EV-VB-0	FNMA Pool BC1509 MBS 3.000% 08/01/46		09/01/2019	Paydown		20,519	20,519	21,404	21,365	.0	(846)	.0	(846)	.0	20,519	.0	.0	.0	.419	08/01/2046	1
3140EW-XG-5	FNMA Pool BC2478 MBS 4.000% 02/01/46		09/01/2019	Paydown		92,536	92,536	99,389	99,112	.0	(6,576)	.0	(6,576)	.0	92,536	.0	.0	.0	2,407	02/01/2046	1
3140FB-EE-6	FNMA Pool BD3732 MBS 3.500% 08/01/46		09/01/2019	Paydown		154,641	154,641	163,171	162,848	.0	(8,206)	.0	(8,206)	.0	154,641	.0	.0	.0	3,726	08/01/2046	1
3140FB-EF-3	FNMA Pool BD3733 MBS 3.500% 08/01/46		09/01/2019	Paydown		174,436	174,436	184,112	183,746	.0	(9,310)	.0	(9,310)	.0	174,436	.0	.0	.0	4,093	08/01/2046	1
3140J5-HH-5	FNMA Pool BM1131 MBS 4.000% 04/01/47		09/01/2019	Paydown		129,530	129,530	132,343	132,307	.0	(2,777)	.0	(2,777)	.0	129,530	.0	.0	.0	3,529	04/01/2047	1
3140J6-CK-1	FNMA Pool BM1873 MBS 3.500% 09/01/47		09/01/2019	Paydown		80,213	80,213	79,799	79,802	.0	.411	.0	.411	.0	80,213	.0	.0	.0	1,937	09/01/2047	1
3140J7-6D-2	FNMA Pool BM3567 MBS 4.000% 09/01/47		09/01/2019	Paydown		64,989	64,989	66,517	66,492	.0	(1,504)	.0	(1,504)	.0	64,989	.0	.0	.0	1,789	09/01/2047	1
3140J8-BR-3	FNMA Pool BM3647 MBS 4.500% 02/01/47		09/01/2019	Paydown		98,292	98,292	103,253	103,176	.0	(4,884)	.0	(4,884)	.0	98,292	.0	.0	.0	2,953	02/01/2047	1
3140J8-NK-6	FNMA Pool BM3961 MBS 3.000% 03/01/47		09/01/2019	Paydown		262,351	262,351	253,619	253,704	.0	8,646	.0	8,646	.0	262,351	.0	.0	.0	5,199	03/01/2047	1
3140J9-L6-6	FNMA Pool BM4848 MBS 4.000% 12/01/43		09/01/2019	Paydown		61,354	61,354	65,428	.0	(4,074)	.0	(4,074)	.0	61,354	.0	.0	.0	.316	12/01/2043	1	
3140JA-PII-2	FNMA Pool BM5836 MBS 3.000% 09/01/46		09/01/2019	Paydown		218,025	218,025	221,874	.0	(3,850)	.0	(3,850)	.0	218,025	.0	.0	.0	1			

STATEMENT AS OF SEPTEMBER 30, 2019 OF THE UnitedHealthcare of Wisconsin, Inc.

**SCHEDULE D - PART 4**

Show All Long-Term Bonds and Stock Sold, Redeemed or Otherwise Disposed of During the Current Quarter

1	2	3	4	5	6	7	8	9	10	Change In Book/Adjusted Carrying Value					16	17	18	19	20	21	22
										11	12	13	14	15							
CUSIP Identification	Description	Foreign	Disposal Date	Name of Purchaser	Number of Shares of Stock	Consideration	Par Value	Actual Cost	Prior Year Book/Adjusted Carrying Value	Unrealized Valuation Increase/(Decrease)	Current Year's (Amortization)/Accretion	Current Year's Other Than Temporary Impairment Recognized	Total Change in Book/Adjusted Carrying Value (11 + 12 - 13)	Total Foreign Exchange Change in Book /Adjusted Carrying Value	Book/Adjusted Carrying Value at Disposal Date	Foreign Exchange Gain (Loss) on Disposal	Realized Gain (Loss) on Disposal	Total Gain (Loss) on Disposal	Bond Interest/Stock Dividends Received During Year	Stated Contractual Maturity Date	NAIC Designation and Administrative Symbol /Market Indicator (a)
31417A-JW-0	FNMA Pool AB3876 MBS 4.000% 11/01/41		09/01/2019	Paydown		112,670	112,670	120,574	120,137	.0	(7,467)	.0	(7,467)	.0	112,670	.0	.0	.0	3,144	11/01/2041	1
31417A-P6-0	FNMA Pool AB4044 MBS 3.500% 12/01/41		09/01/2019	Paydown		176,253	176,253	183,523	.0	(7,270)	.0	(7,270)	.0	176,253	.0	.0	.0	.0	836	12/01/2041	1
31417E-N9-8	FNMA Pool AB7615 MBS 3.500% 01/01/43		09/01/2019	Paydown		30,413	30,413	31,877	31,794	.0	(1,380)	.0	(1,380)	.0	30,413	.0	.0	.0	744	01/01/2043	1
31418P-S7-1	FNMA Pool AD2341 MBS 4.500% 03/01/40		09/01/2019	Paydown		9,454	9,454	10,119	10,063	.0	(608)	.0	(608)	.0	9,454	.0	.0	.0	287	03/01/2040	1
31419A-U8-8	FNMA Pool AE0606 MBS 4.000% 11/01/40		09/01/2019	Paydown		34,553	34,553	36,777	36,635	.0	(2,082)	.0	(2,082)	.0	34,553	.0	.0	.0	915	11/01/2040	1
35563P-G6-8	FHLMC SCRT 2018-3 MA RMBS 3.500% 08/25/57		09/01/2019	Paydown		8,599	8,599	8,552	8,553	.0	.46	.0	.46	.0	8,599	.0	.0	.0	199	08/25/2057	1FE
35563P-HF-9	FHLMC SCRT 2018-4 MA RMBS 3.500% 11/25/57		09/25/2019	Paydown		55,508	55,508	54,227	54,241	.0	1,267	.0	1,267	.0	55,508	.0	.0	.0	1,292	11/25/2057	1FE
38380K-GF-6	GNMA GNR 2017-172 PA RMBS 3.000% 02/20/47		09/01/2019	Paydown		61,220	61,220	59,555	59,600	.0	1,619	.0	1,619	.0	61,220	.0	.0	.0	1,227	02/20/2047	1
38380X-SL-2	GNMA GNR 2018-94 P RMBS 3.000% 05/20/43		09/01/2019	Paydown		18,501	18,501	18,218	18,244	.0	256	.0	256	.0	18,501	.0	.0	.0	371	05/20/2043	1
3199999	Subtotal - Bonds - U.S. Special Revenues					6,692,370	6,692,370	6,901,192	5,126,025	0	(198,733)	0	(198,733)	0	6,692,370	0	0	0	129,790	XXX	XXX
02004V-AB-9	ALLY AUTO RECEIVABLES TRUST ALLYA 18-2 A2 ABS 2.640% 02/16/21		09/15/2019	Paydown		166,170	166,170	166,153	166,162	.0	.8	.0	.8	.0	166,170	.0	.0	.0	2,926	02/16/2021	1FE
0258M0-EC-9	AMERICAN EXPRESS Corp Note Call 1.700% 10/30/19		09/29/2019	Call	100.0000	1,000,000	1,000,000	984,700	990,282	.0	9,718	.0	9,718	.0	1,000,000	.0	.0	.0	15,536	10/30/2019	1FE
03350W-AA-7	ANDEAVOR LOG LP Corp Note Call MW 3.500% 12/01/22		09/23/2019	Tax Free Exchange		299,390	300,000	299,070	299,260	.0	130	.0	130	.0	299,390	.0	.0	.0	8,817	12/01/2022	2FE
037833-CB-4	APPLE INC Note Non Call 1.100% 08/02/19		08/02/2019	Maturity		1,900,000	1,900,000	1,898,100	1,899,623	.0	377	.0	377	.0	1,900,000	.0	.0	.0	20,784	08/02/2019	1FE
06050T-MH-2	BANK OF AMERICA Corp Note Call 2.394% 08/28/20		08/28/2019	Call	100.0000	478,000	478,000	478,000	478,000	.0	.0	.0	.0	.0	478,000	.0	.0	.0	10,398	08/28/2020	1FE
06406H-CY-3	BANK OF NY MELLO Corp Note Non Call 2.618% 09/11/19		09/11/2019	Maturity		38,000	38,000	38,272	38,077	.0	(77)	.0	(77)	.0	38,000	.0	.0	.0	893	09/11/2019	1FE
07177M-AD-5	BAXALTA INC Corp Note Call MW 2.875% 06/23/20		08/09/2019	Call	100.7013	78,547	78,000	77,979	77,993	.0	554	.0	554	.0	78,547	.0	.0	.0	1,408	06/23/2020	2FE
165183-BN-3	Chesapeake Fundi CF II 2018-2A A1 ABS Prv Plc 3.230% 08/15/30		09/15/2019	Paydown		109,201	109,201	109,189	109,190	.0	.11	.0	.11	.0	109,201	.0	.0	.0	2,364	08/15/2030	1FE
17305E-FS-9	Citibank Credit CCCIT 2014-A6 A6 ABS 2.150% 07/15/21		07/15/2019	Paydown		1,500,000	1,500,000	1,499,305	1,499,914	.0	86	.0	86	.0	1,500,000	.0	.0	.0	32,250	07/15/2021	1FE
20030N-BA-8	COMCAST CORP Corp Note MW 25BP 5.150% 03/01/20		09/03/2019	Call	101.4700	468,791	462,000	474,225	472,272	.0	(3,481)	.0	(3,481)	.0	468,791	.0	.0	.0	23,925	03/01/2020	1FE
233851-AR-5	DAIMLER FINANCE Corp Note MW 25BP Prv Plc 2.250% 07/31/19		07/31/2019	Maturity		395,000	395,000	392,464	394,773	.0	227	.0	227	.0	395,000	.0	.0	.0	8,888	07/31/2019	1FE
233851-CF-9	DAIMLER FINANCE Corp Note MW Prv Plc 1.500% 07/05/19		07/05/2019	Maturity		1,498,000	1,498,000	1,474,901	1,487,856	.0	10,144	.0	10,144	.0	1,498,000	.0	.0	.0	22,470	07/05/2019	1FE
233871-AB-8	Daimler Trucks R DTRT 2019-1 A2 ABS Prv Plc 2.770% 04/15/21		09/15/2019	Paydown		113,429	113,429	113,421	.0	.8	.0	.8	.0	113,429	.0	.0	.0	1,292	04/15/2021	1FE	
254683-BV-6	Discover Card Ex DCENT 2016-A4 A4 ABS 1.390% 03/15/22		09/15/2019	Paydown		2,500,000	2,500,000	2,499,785	2,499,875	.0	125	.0	125	.0	2,500,000	.0	.0	.0	26,062	03/15/2022	1FE
26252T-AA-4	DT Auto Owner Tr DTAOT 2019-2A A ABS PRV PLC 2.850% 09/15/22		09/15/2019	Paydown		67,754	67,754	67,750	.0	.4	.0	.4	.0	67,754	.0	.0	.0	487	09/15/2022	1FE	
26884A-BC-6	ERP OPERATING LP Corp Note Call MW 2.375% 07/01/19		07/01/2019	Maturity		1,105,000	1,105,000	1,103,784	1,104,686	.0	314	.0	314	.0	1,105,000	.0	.0	.0	26,244	07/01/2019	1FE
278642-AH-6	EBAY INC Corp Note Call MW 2.200% 08/01/19		08/01/2019	Maturity		800,000	800,000	798,304	799,792	.0	208	.0	208	.0	800,000	.0	.0	.0	17,600	08/01/2019	2FE
302583-AD-1	FPL Recovery Funding FPL 2007-A A4 ABS 5.256% 08/01/21		08/01/2019	Paydown		61,726	61,726	70,206	62,129	.0	(403)	.0	(403)	.0	61,726	.0	.0	.0	3,244	08/01/2021	1FE
31679R-AD-7	Fifth Third Auto FITAT 2017-1 A3 ABS 1.800% 02/15/22		09/15/2019	Paydown		122,592	122,592	122,588	122,589	.0	.3	.0	.3	.0	122,592	.0	.0	.0	1,471	02/15/2022	1FE
341081-FW-2	FLORIDA POWER & Corp Note Call 2.639% 05/06/22		09/09/2019	Wells Fargo		1,600,000	1,600,000	1,600,000	.0	.0	.0	.0	.0	1,600,000	.0	.0	.0	16,215	05/06/2022	1FE	
34531C-AD-2	Ford Credit Auto FORDO 2016-C A3 ABS 1.220% 03/15/21		09/15/2019	Paydown		262,034	262,034	261,977	262,021	.0	.13	.0	.13	.0	262,034	.0	.0	.0	2,132	03/15/2021	1FE
36254M-AD-0	GM Financial Sec GMCAR 2017-3A A3 ABS Prv Plc 1.970% 05/16/22		09/16/2019	Paydown		201,465	201,465	201,447	201,456	.0	.10	.0	.10	.0	201,465	.0	.0	.0	2,686	05/16/2022	1FE
37045X-AN-6	GEN MOTORS FIN Corp Note MW 3.500% 07/10/19		07/10/2019	Maturity		863,000	863,000	868,247	865,536	.0	(2,536)	.0	(2,536)	.0	863,000	.0	.0	.0	30,205	07/10/2019	2FE

E05.2

STATEMENT AS OF SEPTEMBER 30, 2019 OF THE UnitedHealthcare of Wisconsin, Inc.

**SCHEDULE D - PART 4**

Show All Long-Term Bonds and Stock Sold, Redeemed or Otherwise Disposed of During the Current Quarter

1	2	3	4	5	6	7	8	9	10	Change In Book/Adjusted Carrying Value					16	17	18	19	20	21	22
										11	12	13	14	15							
CUSIP Identification	Description	Foreign	Disposal Date	Name of Purchaser	Number of Shares of Stock	Consideration	Par Value	Actual Cost	Prior Year Book/Adjusted Carrying Value	Unrealized Valuation Increase/(Decrease)	Current Year's (Amortization)/Accretion	Current Year's Other Than Temporary Impairment Recognized	Total Change in Book/Adjusted Carrying Value (11 + 12 - 13)	Total Foreign Exchange Change in Book /Adjusted Carrying Value	Book/Adjusted Carrying Value at Disposal Date	Foreign Exchange Gain (Loss) on Disposal	Realized Gain (Loss) on Disposal	Total Gain (Loss) on Disposal	Bond Interest/Stock Dividends Received During Year	Stated Contractual Maturity Date	NAIC Designation and Administrative Symbol /Market Indicator (a)
375558-BR-3	GILEAD SCIENCES Corp Note MW 1.850% 09/20/19		09/20/2019	Maturity		900,000	900,000	899,685	899,886	0	114	0	114	0	900,000	0	0	0	16,650	09/20/2019	1FE
38381X-FS-0	GOVERN NATL MORTG ASSOC GNR 2019-90 EA ABS 3.000% 04/20/49		09/01/2019	Paydown		21,722	21,722	22,190	0	0	(468)	0	(468)	0	21,722	0	0	0	83	04/20/2049	1FE
40414L-AH-2	HCP INC Corp Note Call MW 2.625% 02/01/20 11/15/25		07/22/2019	Call	100,1430	509,728	509,000	504,630	505,390	0	4,338	0	4,338	0	509,728	0	0	0	13,027	02/01/2020	2FE
40573L-AQ-9	HALFMOON PARENT Corp Note MW Prv Plc 4.125% Honda Auto Recei HAROT 2016-3 A3 ABS 1.160% 05/18/20		08/28/2019	Tax Free Exchange		1,016,333	1,017,000	1,016,156	1,016,195	0	138	0	138	0	1,016,333	0	0	0	39,737	11/15/2025	2FE
438124-AC-3	Honda Auto Recei HAROT 2017-3 A3 ABS 1.790%		08/18/2019	Paydown		88,517	88,517	88,505	88,515	0	2	0	2	0	88,517	0	0	0	632	05/18/2020	1FE
43814P-AC-4	Honda Auto Recei HAROT 2017-3 A3 ABS 1.790%		09/18/2019	Paydown		89,613	89,613	89,603	89,607	0	6	0	6	0	89,613	0	0	0	1,070	09/20/2021	1FE
44891A-AJ-6	HYUNDAI CAP AMER Corp Note MW Prv Plc 1.750% 09/27/19		09/27/2019	Maturity		1,000,000	1,000,000	998,780	999,695	0	305	0	305	0	1,000,000	0	0	0	17,500	09/27/2019	2FE
46639N-AP-6	JPMBB COMMERCIAL JPMBB 2013-C12 A4 CMBS 3.363% 07/15/45		07/01/2019	Paydown		50,137	50,137	50,638	50,327	0	(190)	0	(190)	0	50,137	0	0	0	1,438	07/15/2045	1FM
46650T-AD-4	JP Morgan Mortgage Trust JPMIT 2019-2 A4 RMBS Prv Plc 4.000% 08/25/49		09/01/2019	Paydown		291,188	291,188	295,282	0	0	(4,095)	0	(4,095)	0	291,188	0	0	0	4,725	08/25/2049	1FE
48125L-RG-9	JP MORGAN CHASE Corp Note Non Call 1.650%		09/23/2019	Maturity		1,800,000	1,800,000	1,798,164	1,799,549	0	451	0	451	0	1,800,000	0	0	0	29,700	09/23/2019	1FE
501044-DD-0	KROGER CO Corp Note MW 1.500% 09/30/19		09/30/2019	Maturity		3,300,000	3,300,000	3,298,383	3,299,591	0	409	0	409	0	3,300,000	0	0	0	49,500	09/30/2019	2FE
55279H-AG-5	MANUF & TRADERS Corp Note Call 2.250% 07/25/19		07/25/2019	Maturity		296,000	296,000	294,416	295,365	0	635	0	635	0	296,000	0	0	0	6,660	07/25/2019	1FE
55389P-AA-7	MVW Owner Trust MVIOT 2019-1A A ABS Prv Plc 2.890% 11/20/36		09/20/2019	Paydown		54,151	54,151	54,134	0	0	17	0	17	0	54,151	0	0	0	366	11/20/2036	1FE
58769B-AD-6	MERCEDES-BENZ AU MBART 2016-1 A3 ABS 1.260% 02/16/21		09/15/2019	Paydown		121,227	121,227	121,212	121,223	0	4	0	4	0	121,227	0	0	0	1,019	02/16/2021	1FE
61746B-DR-4	MORGAN STANLEY Corp Note Non Call 2.375% 07/23/19		07/23/2019	Maturity		800,000	800,000	796,520	799,589	0	411	0	411	0	800,000	0	0	0	19,000	07/23/2019	1FE
651639-AQ-9	NEWMONT GOLDCORP Corp Note Call MW Prv Plc 3.625% 06/09/21		08/06/2019	Tax Free Exchange		306,963	305,000	307,281	0	0	(319)	0	(319)	0	306,963	0	0	0	7,279	06/09/2021	2FE
681919-AY-2	OMNICOM GROUP Corp Note MW 6.250% 07/15/19		07/15/2019	Maturity		487,000	487,000	504,751	495,672	0	(8,672)	0	(8,672)	0	487,000	0	0	0	30,438	07/15/2019	2FE
69353R-EX-2	PNC BANK NA Corp Note Call 1.450% 07/29/19		07/29/2019	Maturity		800,000	800,000	798,880	799,781	0	219	0	219	0	800,000	0	0	0	11,600	07/29/2019	1FE
713448-DL-9	PEPSICO INC Corp Note Call MW 1.700% 10/06/21		07/25/2019	Barclays Group Inc		588,877	595,000	594,203	594,551	0	91	0	91	0	594,643	0	(5,765)	(5,765)	8,232	10/06/2021	1FE
74153W-CX-3	PRICOA GLOB FUND Corp Note Non Call Prv Plc 1.450% 09/13/19		09/13/2019	Maturity		1,870,000	1,870,000	1,869,832	1,869,960	0	40	0	40	0	1,870,000	0	0	0	27,115	09/13/2019	1FE
74368C-AD-6	PROTECTIVE LIFE Corp Note Non Call Prv Plc 1.555% 09/13/19		09/13/2019	Maturity		348,000	348,000	342,390	344,851	0	3,149	0	3,149	0	348,000	0	0	0	5,396	09/13/2019	1FE
74456Q-BJ-4	PUBLIC SERVICE Corp Note Call MW 2.000% 08/15/19		08/15/2019	Maturity		200,000	200,000	198,516	199,070	0	930	0	930	0	200,000	0	0	0	4,000	08/15/2019	1FE
78355H-JX-8	RYDER SYSTEM INC Corp Note Call MW 2.450% 09/03/19		09/03/2019	Maturity		241,000	241,000	239,547	240,103	0	897	0	897	0	241,000	0	0	0	5,937	09/03/2019	2FE
784456-AB-1	SMB Private Educ SMB 2014-A A2A ABS Prv Plc 3.050% 05/15/26		09/15/2019	Paydown		151,677	151,677	151,476	151,492	0	185	0	185	0	151,677	0	0	0	3,095	05/15/2026	1FE
797440-BT-0	SAN DIEGO G & E Corp Note MW Pro-Rata Sink 1.914% 02/01/22		08/01/2019	Paydown		15,714	15,714	15,714	15,714	0	0	0	0	0	15,714	0	0	0	301	02/01/2022	1FE
85208N-AA-8	SPRINT SPECTRUM Corp Note MW Prv Plc Sink 3.360% 09/20/21		09/20/2019	Paydown		31,250	31,250	31,249	31,249	0	1	0	1	0	31,250	0	0	0	788	09/20/2021	2FE
87165B-AB-9	SYNCHRONY FINANC Corp Note MW 140 BP 3.000% 08/15/19		07/15/2019	Call	100,0000	78,000	78,000	77,816	77,976	0	24	0	24	0	78,000	0	0	0	2,145	08/15/2019	2FE
87165L-BJ-9	Synchrony Credit SYNCT 2016-3 A ABS 1.580% 09/15/22		09/15/2019	Paydown		1,040,000	1,040,000	1,039,885	1,039,938	0	62	0	62	0	1,040,000	0	0	0	12,324	09/15/2022	1FE
883556-BC-5	THERMO FISHER Corp Note Call MW 3.150% 01/15/23		09/27/2019	Call	104,3180	312,954	300,000	294,120	294,458	0	18,496	0	18,496	0	312,954	0	0	0	11,340	01/15/2023	2FE

E05.3

STATEMENT AS OF SEPTEMBER 30, 2019 OF THE UnitedHealthcare of Wisconsin, Inc.

**SCHEDULE D - PART 4**

Show All Long-Term Bonds and Stock Sold, Redeemed or Otherwise Disposed of During the Current Quarter

1	2	3	4	5	6	7	8	9	10	Change In Book/Adjusted Carrying Value					16	17	18	19	20	21	22	
										11	12	13	14	15								
CUSIP Identification	Description	Foreign	Disposal Date	Name of Purchaser	Number of Shares of Stock	Consideration	Par Value	Actual Cost	Prior Year Book/Adjusted Carrying Value	Unrealized Valuation Increase/(Decrease)	Current Year's (Amortization)/Accretion	Current Year's Other Than Temporary Impairment Recognized	Total Change in Book/Adjusted Carrying Value (11 + 12 - 13)	Total Foreign Exchange Change in Book /Adjusted Carrying Value	Book/Adjusted Carrying Value at Disposal Date	Foreign Exchange Gain (Loss) on Disposal	Realized Gain (Loss) on Disposal	Total Gain (Loss) on Disposal	Bond Interest/Stock Dividends Received During Year	Stated Contractual Maturity Date	NAIC Designation and Administrative Symbol /Market Indicator (a)	
90269G-AC-5	UBS COMMERCIAL M UBSCM 2012-C1 A3 CMBS 3.400% 05/10/45		09/01/2019	Paydown		120,825	120,825	130,189	126,235	0	(5,410)	0	(5,410)	0	120,825	0	0	0	3,376	05/10/2045	1FM	
90290A-AC-1	USAA Auto Owner USAOT 2017-1 A3 ABS 1.700% 05/17/21		09/15/2019	Paydown		159,809	159,809	159,793	159,803	0	6	0	6	0	159,809	0	0	0	1,813	05/17/2021	1FE	
90945Q-AA-9	United Auto Cred UACST 2019-1 A ABS Prv Plc 2.820% 07/12/21		09/10/2019	Paydown		211,492	211,492	211,489	0	0	3	0	3	0	211,492	0	0	0	1,294	07/12/2021	1FE	
92276M-BB-0	VTR-CALL04/18 Corp Note MW 20BP 2.700% 04/01/20		07/03/2019	Redemption	100.3730	351,306	350,000	349,797	349,962	0	15	0	15	0	349,977	0	1,328	1,328	7,140	04/01/2020	2FE	
92343V-ET-7	VERIZON COMM INC Corp Note Call MW Prv Plc 4.016% 12/03/29		09/10/2019	Tax Free Exchange		1,075,260	1,078,000	1,075,200	0	0	60	0	60	0	1,075,260	0	0	0	23,089	12/03/2029	2FE	
92348N-AA-5	Verizon Owner Tr VZOT 2017-1A A ABS Prv Plc 2.060% 09/20/21		09/20/2019	Paydown		279,541	279,541	279,490	280,028	0	(487)	0	(487)	0	279,541	0	0	0	3,833	09/20/2021	1FE	
92890H-AB-8	WEA FINANCE LLC/ Corp Note Call MW Prv Plc 2.700% 09/17/19		09/17/2019	Maturity		233,000	233,000	232,240	232,522	0	478	0	478	0	233,000	0	0	0	6,291	09/17/2019	1FE	
95002J-AC-0	Wells Fargo Mortgage Backed Se WFMS 2019-2 A3 RMBS Prv Plc 4.000% 04/25/49		09/01/2019	Paydown		545,642	545,642	555,532	0	0	(9,890)	0	(9,890)	0	545,642	0	0	0	5,306	04/25/2049	1FE	
96221T-AB-3	WF-RBS COMMERCIA WFRBS 2014-LC14 A2 CMBS 2.862% 03/15/47		09/01/2019	Paydown		806	806	830	805	0	0	0	0	0	806	0	0	0	15	03/15/2047	1FM	
98161P-AD-5	World Omni Auto WOART 2016-B A3 ABS 1.300% 02/15/22		09/15/2019	Paydown		188,642	188,642	188,593	188,630	0	12	0	12	0	188,642	0	0	0	1,641	02/15/2022	1FE	
98162F-AC-8	World Omni Auto WOART 2016-A A3 ABS 1.770% 09/15/21		09/15/2019	Paydown		259,794	259,794	259,738	259,781	0	12	0	12	0	259,794	0	0	0	3,069	09/15/2021	1FE	
01626P-AL-0	ALIMEN COUCHE Corp Note Call Prv Plc 2.627% 12/13/19	A	08/13/2019	Call	100.0000	248,000	248,000	248,000	248,000	0	0	0	0	0	248,000	0	0	0	5,242	12/13/2019	2FE	
13607R-AB-6	CAN IMPERIAL BK Corp Note Non Call 1.600% 09/06/19	A	09/06/2019	Maturity		2,200,000	2,200,000	2,199,604	2,199,909	0	91	0	91	0	2,200,000	0	0	0	35,200	09/06/2019	1FE	
02665W-AH-4	AMERICAN HONDA F Corp Note MW 58 BP 2.250% 08/15/19	C	08/15/2019	Maturity		1,000,000	1,000,000	998,150	999,754	0	246	0	246	0	1,000,000	0	0	0	22,500	08/15/2019	1FE	
04014W-AJ-4	Ares Ltd ARES 2014-1A A1R CLO Prv Plc 3.493% 04/17/26	D	07/17/2019	Paydown		51,432	51,432	51,432	51,432	0	0	0	0	0	51,432	0	0	0	1,479	04/17/2026	1FE	
50048M-CH-1	Kommunalbanken Note Non Call Prv Plc 1.500% 09/09/19	D	09/09/2019	Maturity		2,588,000	2,588,000	2,583,523	2,586,456	0	1,544	0	1,544	0	2,588,000	0	0	0	38,820	09/09/2019	1FE	
585055-AX-4	MEDTRONIC INC Corp Note Call 3.125% 03/15/22	C	08/09/2019	Call	103.7040	518,520	500,000	496,840	497,272	0	21,248	0	21,248	0	518,520	0	0	0	14,063	03/15/2022	1FE	
654740-AQ-2	NISSAN MOTOR ACC Corp Note Non Call Prv Plc 2.647% 09/13/19	C	09/13/2019	Maturity		182,000	182,000	182,000	182,000	0	0	0	0	0	182,000	0	0	0	4,337	09/13/2019	1FE	
654740-AR-0	NISSAN MOTOR ACC Corp Note MW Prv Plc 1.550% 09/13/19	C	09/13/2019	Maturity		272,000	272,000	267,259	269,338	0	2,662	0	2,662	0	272,000	0	0	0	4,216	09/13/2019	1FE	
80283L-AH-6	SANTANDER UK PLC Corp Note Non Call 2.350% 09/10/19	D	09/10/2019	Maturity		366,000	366,000	363,398	364,838	0	1,162	0	1,162	0	366,000	0	0	0	8,601	09/10/2019	1FE	
82481L-AA-7	SHIRE ACQ INV IE Corp Note MW 1.900% 09/23/19	D	09/23/2019	Maturity		3,300,000	3,300,000	3,297,327	3,299,342	0	658	0	658	0	3,300,000	0	0	0	62,700	09/23/2019	2FE	
87406G-AK-2	TAKEDA PHARMACEU Corp Note MW Prv Plc 3.800% 11/26/20	D	08/29/2019	Call	102.3727	204,745	200,000	199,874	199,880	0	4,865	0	4,865	0	204,745	0	0	0	5,763	11/26/2020	2FE	
90261X-HE-5	UBS AG STAMFORD Corp Note Non Call 2.375% 08/14/19	D	08/14/2019	Maturity		499,992	500,000	499,180	499,893	0	107	0	107	0	500,000	0	0	0	11,875	08/14/2019	1FE	
899999	Subtotal - Bonds - Industrial and Miscellaneous (Unaffiliated)					47,294,956	47,257,550	47,223,303	42,947,113	0	50,005	0	50,005	0	47,299,401	0	(4,437)	(4,437)	881,057	XXX	XXX	
8399997	Total - Bonds - Part 4					88,395,440	87,479,063	87,392,907	81,154,860	0	(83,765)	0	(83,765)	0	87,313,200	0	1,082,249	1,082,249	1,622,994	XXX	XXX	
8399998	Total - Bonds - Part 5					XXX	XXX	XXX	XXX	XXX	XXX	XXX	XXX	XXX	XXX	XXX	XXX	XXX	XXX	XXX	XXX	XXX
8399999	Total - Bonds					88,395,440	87,479,063	87,392,907	81,154,860	0	(83,765)	0	(83,765)	0	87,313,200	0	1,082,249	1,082,249	1,622,994	XXX	XXX	
8999997	Total - Preferred Stocks - Part 4					0	XXX	0	0	0	0	0	0	0	0	0	0	0	0	0	XXX	XXX
8999998	Total - Preferred Stocks - Part 5					XXX	XXX	XXX	XXX	XXX	XXX	XXX	XXX	XXX	XXX	XXX	XXX	XXX	XXX	XXX	XXX	XXX
8999999	Total - Preferred Stocks					0	XXX	0	0	0	0	0	0	0	0	0	0	0	0	0	XXX	XXX
9799997	Total - Common Stocks - Part 4					0	XXX	0	0	0	0	0	0	0	0	0	0	0	0	0	XXX	XXX

E05.4

STATEMENT AS OF SEPTEMBER 30, 2019 OF THE UnitedHealthcare of Wisconsin, Inc.

**SCHEDULE D - PART 4**

Show All Long-Term Bonds and Stock Sold, Redeemed or Otherwise Disposed of During the Current Quarter

1	2	3	4	5	6	7	8	9	10	Change In Book/Adjusted Carrying Value					16	17	18	19	20	21	22
										11	12	13	14	15							
CUSIP Identification	Description	Foreign	Disposal Date	Name of Purchaser	Number of Shares of Stock	Consideration	Par Value	Actual Cost	Prior Year Book/Adjusted Carrying Value	Unrealized Valuation Increase/(Decrease)	Current Year's (Amortization)/Accretion	Current Year's Other Than Temporary Impairment Recognized	Total Change in Book/Adjusted Carrying Value (11 + 12 - 13)	Total Foreign Exchange Change in Book /Adjusted Carrying Value	Book/Adjusted Carrying Value at Disposal Date	Foreign Exchange Gain (Loss) on Disposal	Realized Gain (Loss) on Disposal	Total Gain (Loss) on Disposal	Bond Interest/Stock Dividends Received During Year	Stated Contractual Maturity Date	NAIC Designation and Administrative Symbol /Market Indicator (a)
9799998.	Total - Common Stocks - Part 5					XXX	XXX	XXX	XXX	XXX	XXX	XXX	XXX	XXX	XXX	XXX	XXX	XXX	XXX	XXX	XXX
9799999.	Total - Common Stocks					0	XXX	0	0	0	0	0	0	0	0	0	0	0	0	0	XXX
9899999.	Total - Preferred and Common Stocks					0	XXX	0	0	0	0	0	0	0	0	0	0	0	0	0	XXX
9999999.	Totals					88,395,440	XXX	87,392,907	81,154,860	0	(83,765)	0	(83,765)	0	87,313,200	0	1,082,249	1,082,249	1,622,994	XXX	XXX

(a) For all common stock bearing the NAIC market indicator "U" provide: the number of such issues.....0

Schedule DB - Part A - Section 1 - Options, Caps, Floors, Collars, Swaps and Forwards Open

**N O N E**

Schedule DB - Part B - Section 1 - Futures Contracts Open

**N O N E**

Schedule DB - Part B - Section 1B - Brokers with whom cash deposits have been made

**N O N E**

Schedule DB - Part D - Section 1 - Counterparty Exposure for Derivative Instruments Open

**N O N E**

Schedule DB - Part D-Section 2 - Collateral for Derivative Instruments Open - Pledged By

**N O N E**

Schedule DB - Part D-Section 2 - Collateral for Derivative Instruments Open - Pledged To

**N O N E**

Schedule DL - Part 1 - Reinvested Collateral Assets Owned

**N O N E**

Schedule DL - Part 2 - Reinvested Collateral Assets Owned

**N O N E**





STATEMENT AS OF SEPTEMBER 30, 2019 OF THE UnitedHealthcare of Wisconsin, Inc.

**SCHEDULE E - PART 2 - CASH EQUIVALENTS**

Show Investments Owned End of Current Quarter

1 CUSIP	2 Description	3 Code	4 Date Acquired	5 Rate of Interest	6 Maturity Date	7 Book/Adjusted Carrying Value	8 Amount of Interest Due and Accrued	9 Amount Received During Year
	US Treasury Bill		09/26/2019	1.765	10/22/2019	74,922,766	0	14,693
0199999	Subtotal - Bonds - U.S. Governments - Issuer Obligations					74,922,766	0	14,693
0599999	Total - U.S. Government Bonds					74,922,766	0	14,693
1099999	Total - All Other Government Bonds					0	0	0
1799999	Total - U.S. States, Territories and Possessions Bonds					0	0	0
2499999	Total - U.S. Political Subdivisions Bonds					0	0	0
3199999	Total - U.S. Special Revenues Bonds					0	0	0
3899999	Total - Industrial and Miscellaneous (Unaffiliated) Bonds					0	0	0
4899999	Total - Hybrid Securities					0	0	0
5599999	Total - Parent, Subsidiaries and Affiliates Bonds					0	0	0
6099999	Subtotal - SVO Identified Funds					0	0	0
6599999	Subtotal - Bank Loans					0	0	0
7799999	Total - Issuer Obligations					74,922,766	0	14,693
7899999	Total - Residential Mortgage-Backed Securities					0	0	0
7999999	Total - Commercial Mortgage-Backed Securities					0	0	0
8099999	Total - Other Loan-Backed and Structured Securities					0	0	0
8199999	Total - SVO Identified Funds					0	0	0
8299999	Total - Bank Loans					0	0	0
8399999	Total Bonds					74,922,766	0	14,693
261908-10-7	Dreyfus Treasury Cash Mgmt Fund		07/01/2019	0.000		13	0	0
31846V-41-9	First American Treas Obligations - Inst Inv		06/04/2019	0.000		3	0	0
60934N-50-0	Federated Treasury Oblig Mmkt		09/03/2019	0.000		16,076,060	0	70,859
825252-40-6	Invesco AIM STIT TREASURY MMF		09/03/2019	0.000		4,792,947	0	73,517
8599999	Subtotal - Exempt Money Market Mutual Funds - as Identified by the SVO					20,869,023	0	144,376
262006-20-8	Dreyfus Govt Cash Mgmt - Inst		09/03/2019	0.000		45,480,068	0	215,014
26200X-20-9	Dreyfus Inst Pred Govt MMF-Hamilton		09/03/2019	0.000		3,739,874	0	119,264
4812A0-36-7	JP Morgan Prime MMF		09/03/2019	0.000		1,272,800	0	7,207
481200-67-0	JP Morgan US Govt MMKT CP		09/03/2019	0.000		15,956,542	0	265,995
61747C-70-7	Morgan Stanley Institutional Liquidity Fund Government Port		09/03/2019	0.000		37,815,518	0	215,642
665278-40-4	Northern Inst Government MM Port		09/23/2019	0.000		5,614,039	0	0
665278-70-1	Northern Inst Govt Select Port		09/30/2019	0.000		44,036,268	0	89,342
94975P-40-5	Wells Fargo Government MMKT Fund-Inst Cls		09/03/2019	0.000		6,397,641	0	45,713
8699999	Subtotal - All Other Money Market Mutual Funds					160,312,750	0	958,177
8899999	Total Cash Equivalents					256,104,539	0	1,117,246

E13